



Ewbank Geo Testing, L.L.C.

Suite 401, 121 E. Broadway, Fairview, OK 73737 Phone (580) 227-2358 Facsimile (580) 227-3349 E-mail
gewbank@geotctest.com In-situ Thermal Conductivity Testing since **1994** www.geotctest.com

Thermal Conductivity by Direct Measurement Test Results
Client: Larry Batchlor Mechanical; Hancock County Kiln Storm Shelter
Kiln, Mississippi

To Whom It May Concern:

A **forty-eight (48.33)** hour in-situ thermal conductivity test was performed on the **1st, 2nd, and 3rd, of November 2010** for Larry Batchlor Mechanical at the Hancock County Kiln Storm Shelter in Kiln, Mississippi. Testing was done with a certified Ewbank portable test unit. The in-situ test data was acquired by Mr. Richard Hammett of Southeastern Geothermal Consulting and Testing, 23650 Driver Road, Dozier, Alabama and witnessed by Mr. James Kervin.

The borehole was **five (5")** inches in diameter and **three hundred (300')** feet in depth. A **one inch (1") HDPE** loop was installed and the borehole and grouted with enhanced high solids cementitious grout (Brookhaven mix 111). Static water level was noted at ten (10') feet. The averaged deep earth temperature was **71.01 degrees Fahrenheit**, which indicates the undisturbed deep earth temperature. The power input was **22.99 watts per foot** of borehole.

The average thermal conductivity (**k**) for the ground heat exchanger as installed was **1.2 Btu / (hr-ft-°F)**. This is an average conductivity per foot for the ground heat exchanger as constructed and tested. The thermal conductivity value represents the rate at which the ground heat exchanger and earth transferred heat. This value is required to determine the amount of ground heat exchanger for the design loads of the facility to transfer to or from the ground loads. The thermal diffusivity was *estimated* at 0.766 ft² per day from the drill log. The *estimated* ground borehole resistance was 0.235 (hr-ft-°F) / Btu.

This test data was acquired under the recommendations of the International Ground Source Heat Pump Association (IGSHPA) and the American Society of Heating, Refrigeration, and Air conditioning Engineers (ASHRAE). The line source method was used to determine the thermal conductivity.

November 8th, 2010

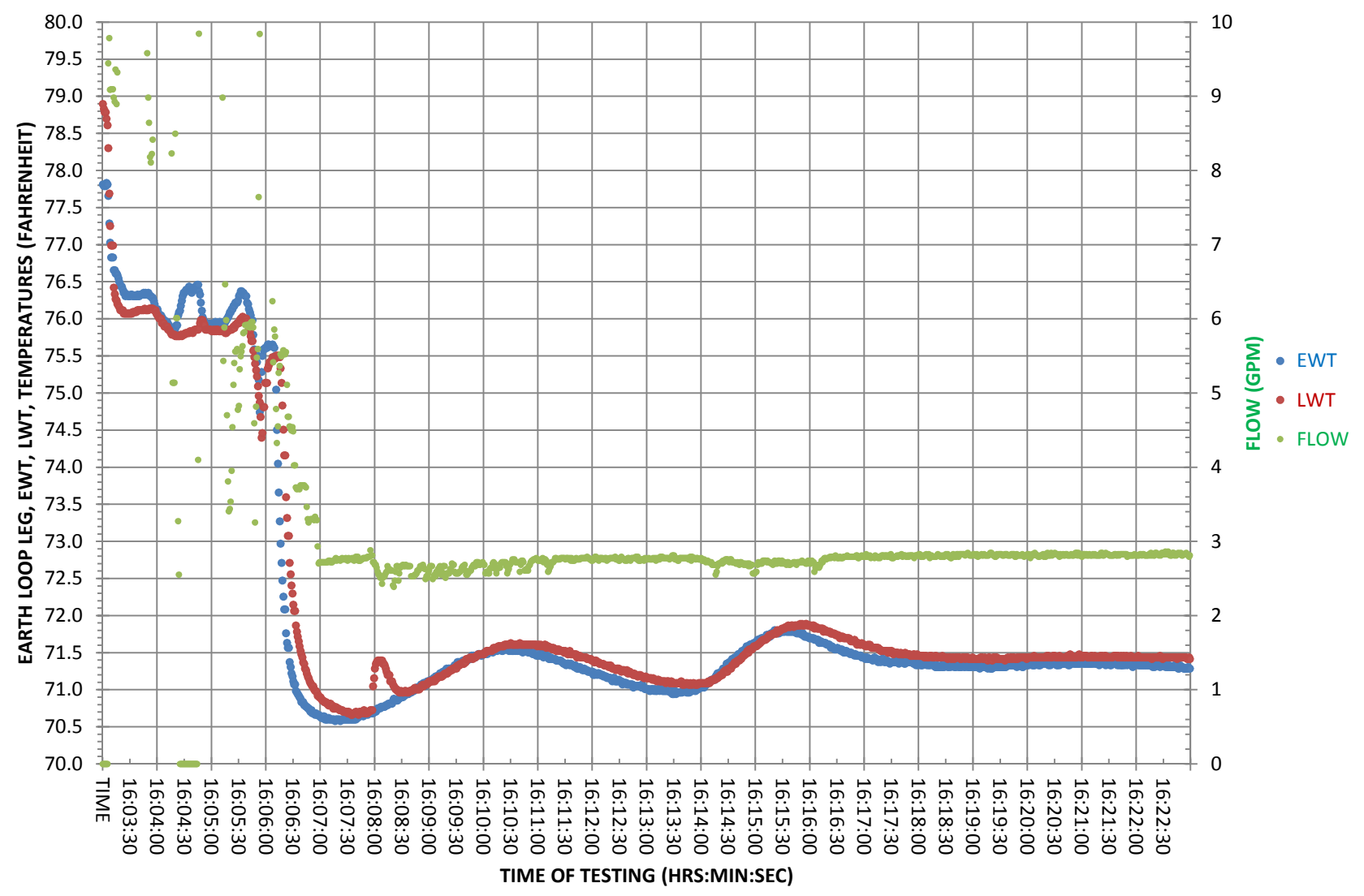
By:

Garen N. Ewbank, CEM, CRM, CBEP, CSDP, and CEA for
Ewbank Geo Testing, L.L.C.

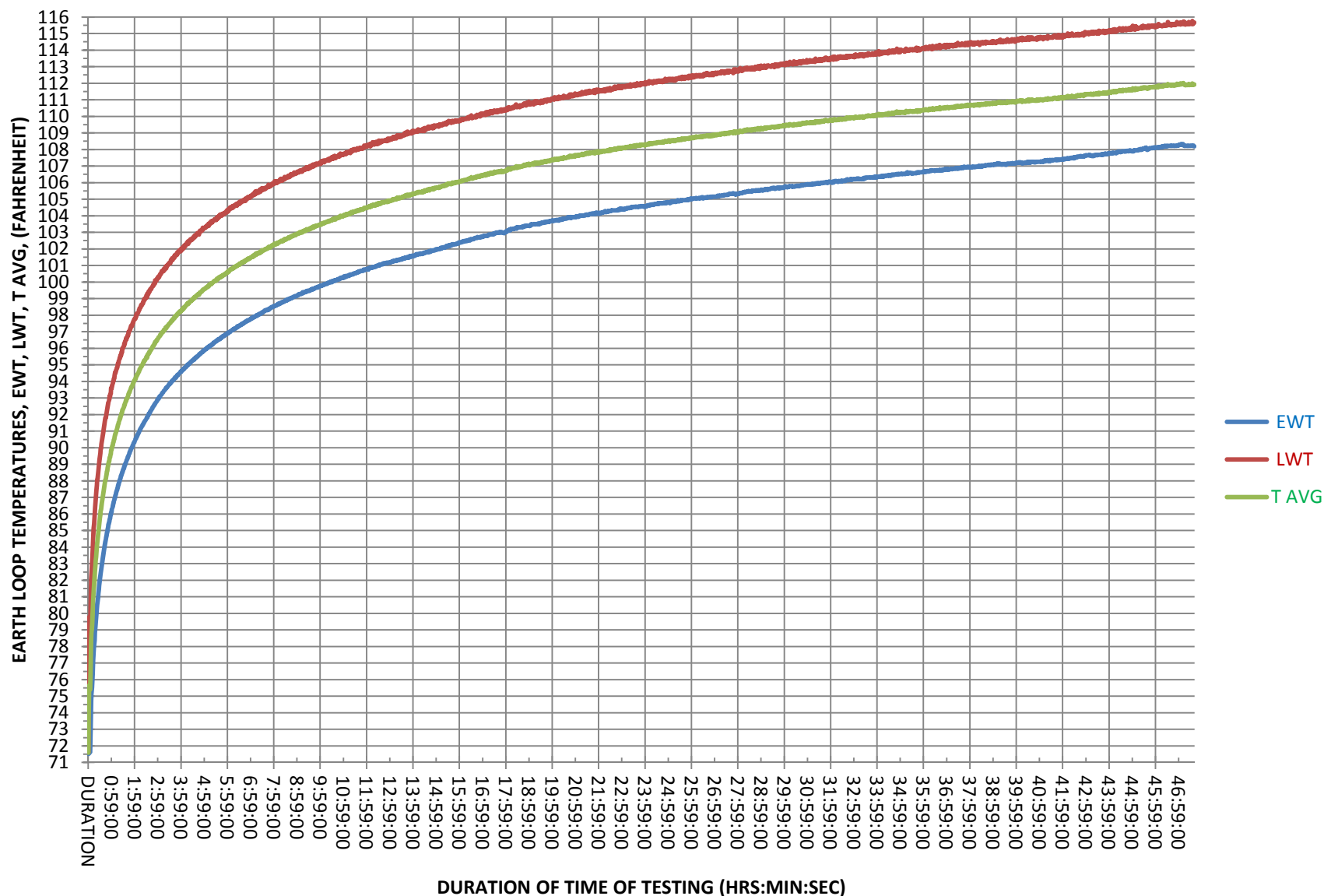
CLIENT: Larry Batchlor Mechanical/ Hancock County Kiln shelter						
LOCATION: Kiln						
DATE PERFORMED: 11-01-10						
BORE HOLE DEPTH: 300'						
BORE HOLE DIAMETER: 5.00"						
LOOP DESCRIPTION: 1.00"						
TYPE OF GROUT: Mix 111						
CEMENT SEAL DESC: 3'						
SWL: 10 feet						
TEST OPERATOR: Richard Hammett						
WITNESS: James Kervin						
TEST DURATION:				48.33	HOURS	
HEAT OF REJECTION DURATION:				47.67	HOURS	
DEEP EARTH TEMPERATURE:				71.01	°F AVERAGED FROM	
					16:06:45 TO 16:10:30	
POWER INPUT:				22.99	Watts/ft. of borehole	
EARTH THERMAL CONDUCTIVITY:				1.20	Btu / (hr-ft-°F) {κ}	
ESTIMATED THERMAL DIFFUSIVITY:				0.766	ft² / day {α}	
ESTIMATED BOREHOLE RESISTANCE:				0.235	(hr-ft-°F) / Btu {R_b}	
MEAN HEAT RATE:				23528.2	Btu / hr	
LATE TIME SLOPE:				5.20666	°F / Ln(time)	
T AVG AT 1 HR:				89.87	°F	
RISE:				18.86	°F	
T AVG AT 47.67 HRS:				111.93	°F	
RISE:				40.92	°F	

Driller's log: Kiln Storm Shelter; Kiln, Mississippi					
		depth '			
description:		from	to	clay	sand
clay		0	10	10	
sand		10	110		100
Yazoo clay		110	260	150	
sand		260	300		40
			300	160	140
			α	0.53	1.035

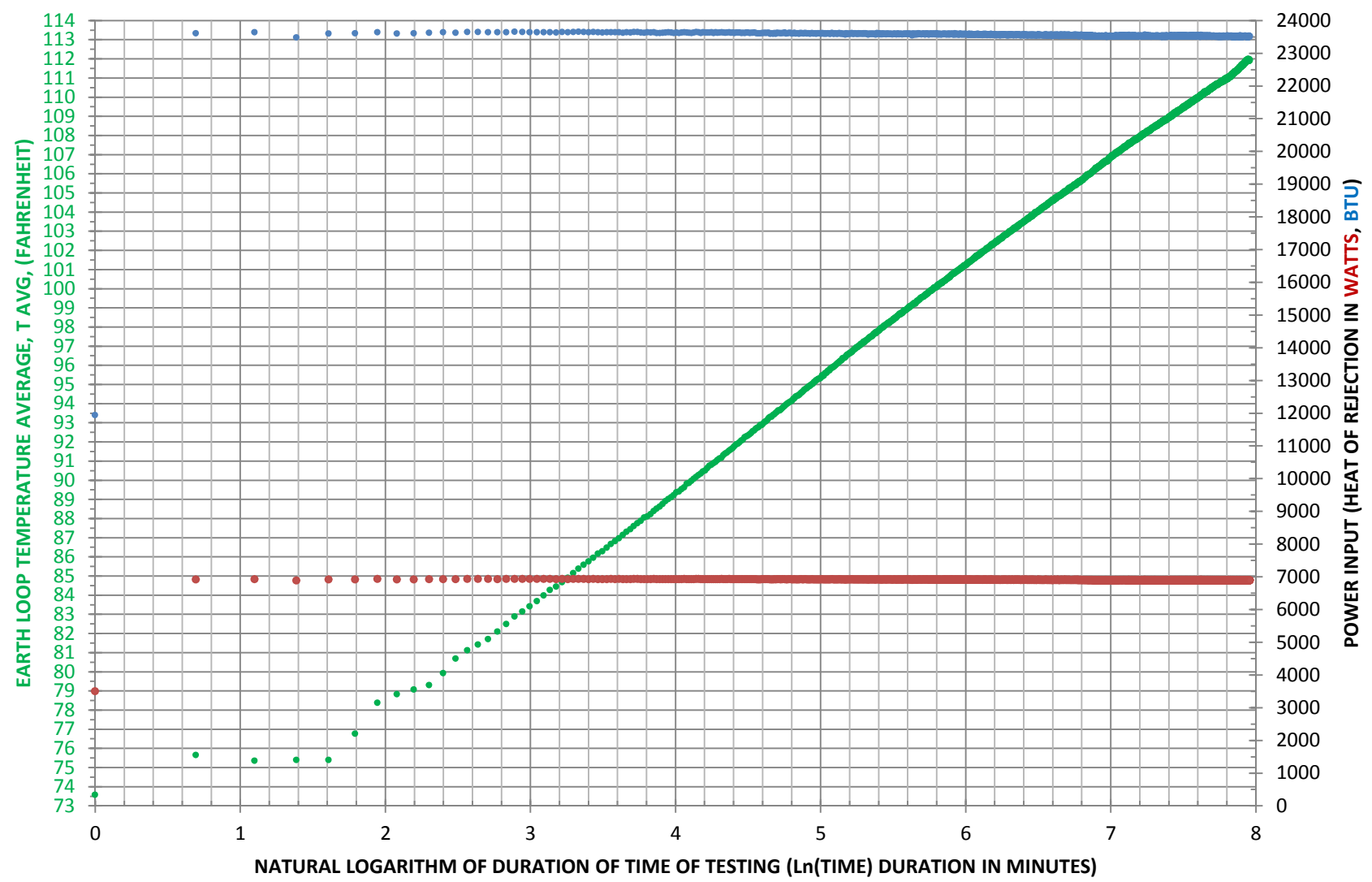
DEEP EARTH (UNDISTURBED) TEMPERATURE TEST OF EARTH LOOP



TEMPERATURE RESPONSES OF EARTH LOOP DURING TESTING



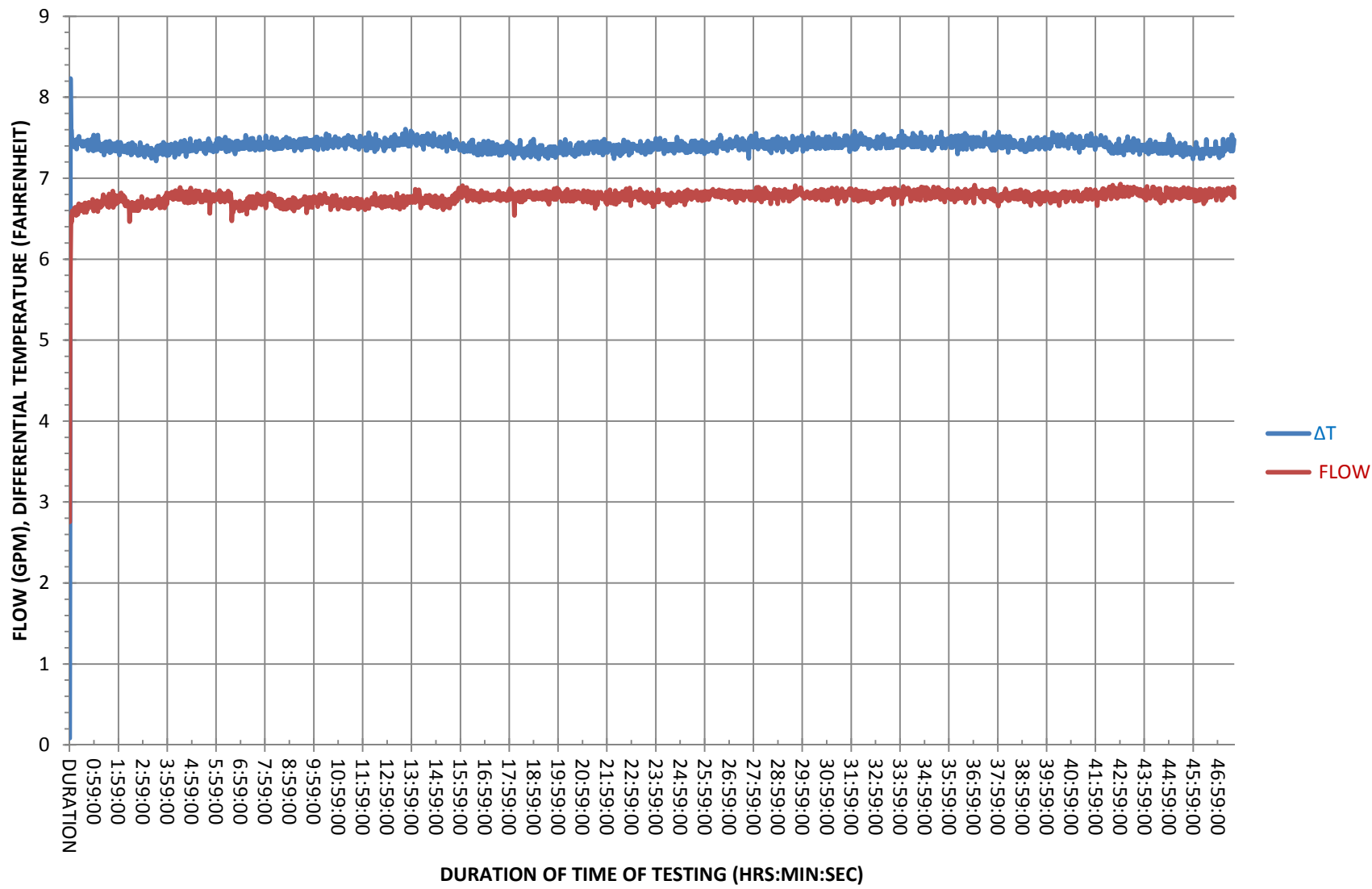
TEMPERATURE AVERAGE OF AND POWER INPUT TO EARTH LOOP DURING TESTING



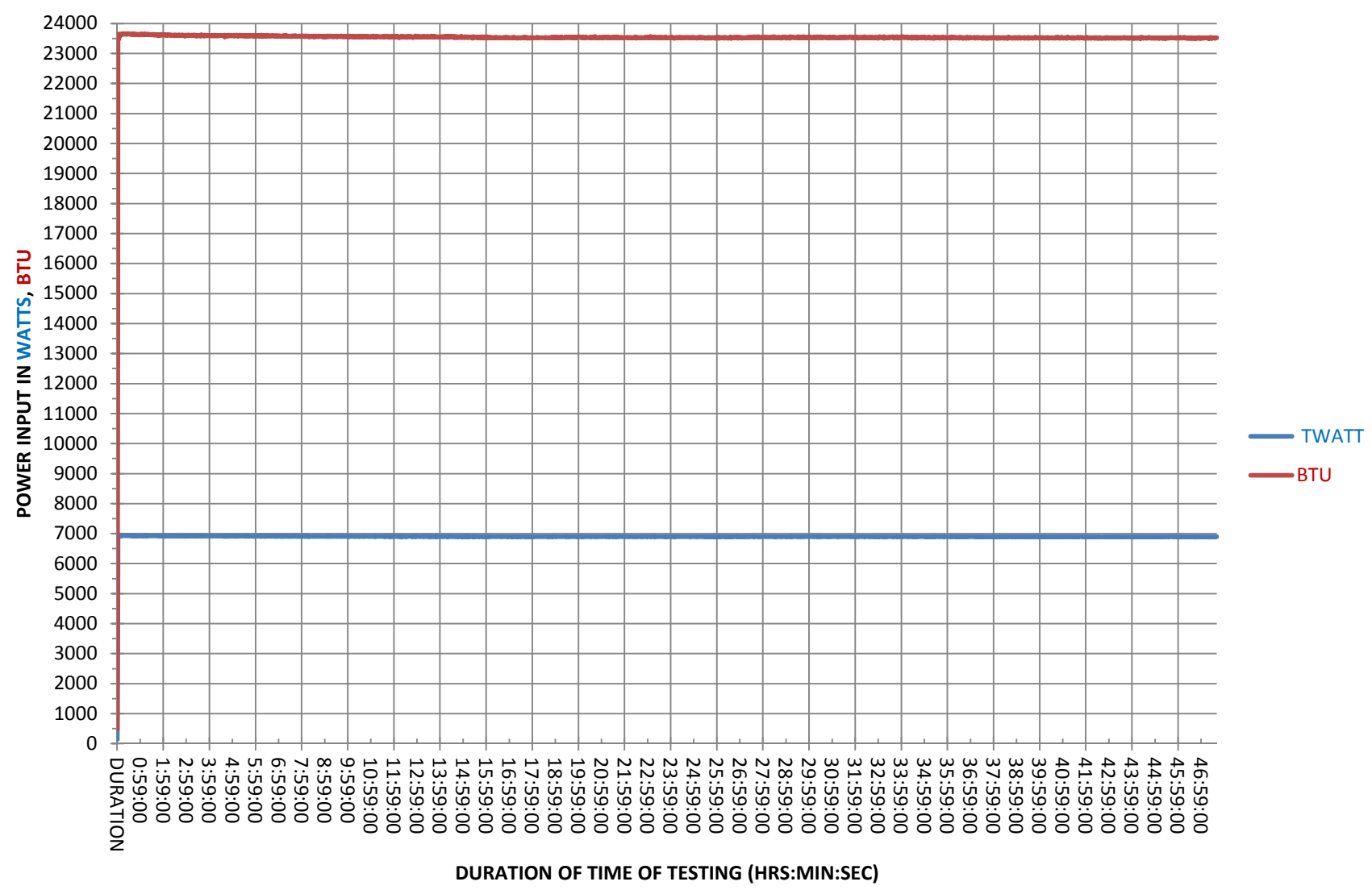
Late Time Line Fit Plot



FLOW AND DIFFERENTIAL TEMPERATAURE OF EARTH LOOP DURING TESTING

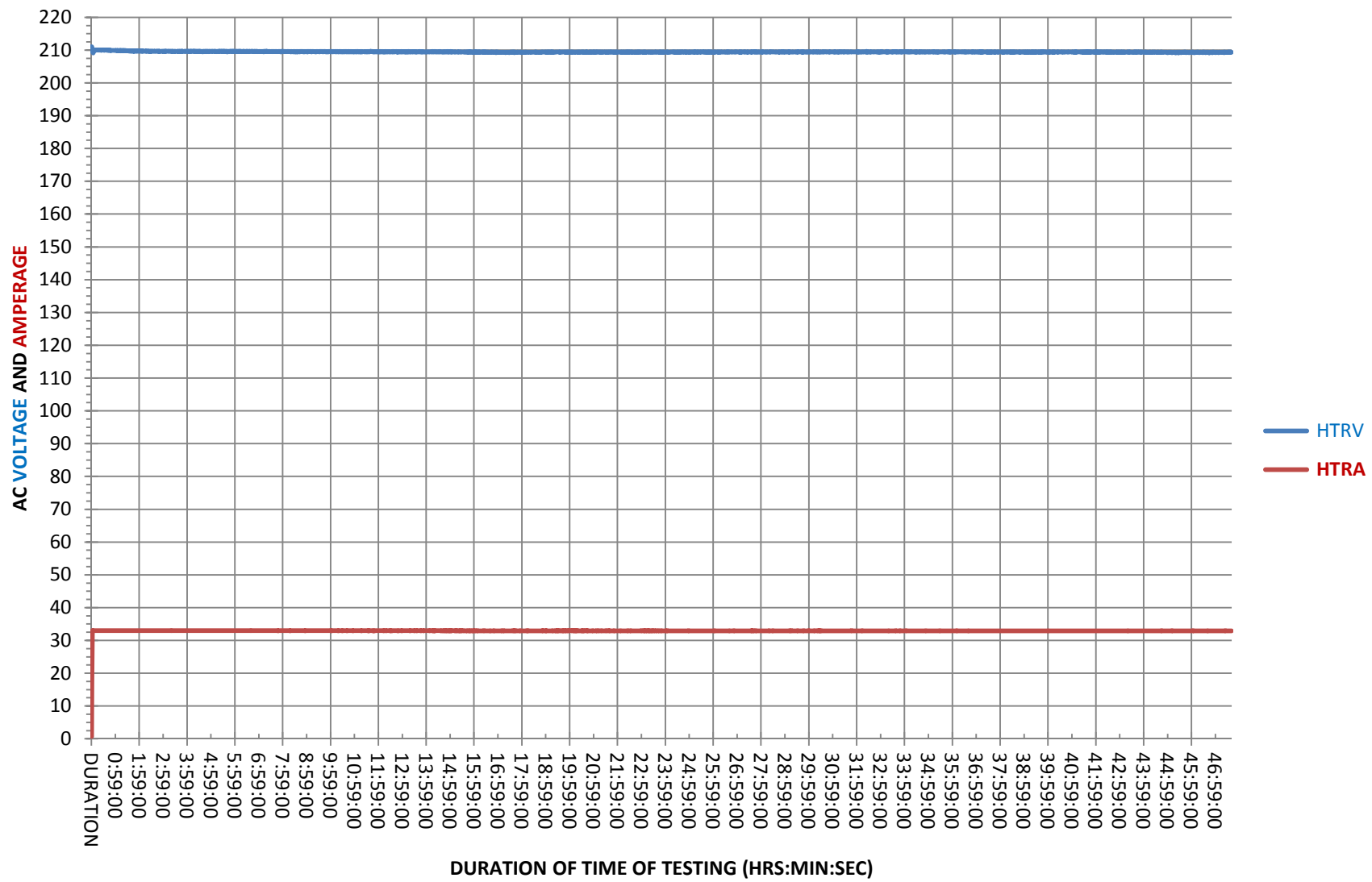


POWER INPUT (HEAT OF REJECTION) TO EARTH LOOP DURING TESTING



<i>POWER QUALITY DESCRIPTIVE STATISTICS</i>			
		1.5% MEAN	10% MEAN
Mean	6900.837	103.51	690.08
Standard Error	0.1706		
Median	6898		
Mode	6896	ITEM 1)	
Standard Deviation	9.120347	PASSED	
Sample Variance	83.18073		
Kurtosis	1.292364		
Skewness	1.319136		ITEM 2)
Range	51		PASSED
Minimum	6883	17.84	PASSED
Maximum	6934	33.16	PASSED
Sum	19722593		
Count	2858		
Largest(1)	6934		
Smallest(1)	6883		
Confidence Level(95.0%)	0.334513		

POWER SUPPLIED TO IN SITU UNIT DURING TESTING OF EARTH LOOP



			71.54	°F MAXIMUM			
			70.57	°F MINIMUM			
DEEP EARTH TEMPERATURE:			71.01	°F AVERAGED FROM			
				16:06:45 TO 16:10:30			
			0.97	°F RISE TO BOTTOM OF LOOP			
DEEP EARTH TEMPERATURE DATA SET:							
TIME	DATE	EWT	LWT	FLOW	TWATT	HTRV	HTRA
16:03:01	11-01-2010	77.81	78.89	0.00	0	219.47	0.00
16:03:02	11-01-2010	77.79	78.83	0.00	0	219.66	0.00
16:03:03	11-01-2010	77.79	78.78	0.00	0	219.60	0.00
16:03:04	11-01-2010	77.79	78.78	0.00	0	219.60	0.00
16:03:05	11-01-2010	77.83	78.70	0.00	0	219.60	0.00
16:03:06	11-01-2010	77.81	78.61	0.00	0	219.47	0.00
16:03:07	11-01-2010	77.66	78.30	9.44	0	219.60	0.00
16:03:08	11-01-2010	77.29	77.69	9.78	0	219.66	0.00
16:03:09	11-01-2010	77.02	77.25	9.09	0	219.60	0.00
16:03:10	11-01-2010	76.83	76.99	9.09	0	219.60	0.00
16:03:11	11-01-2010	76.83	76.99	9.09	0	219.60	0.00
16:03:12	11-01-2010	76.83	76.99	9.09	0	219.60	0.00
16:03:13	11-01-2010	76.65	76.42	8.98	0	219.60	0.00
16:03:14	11-01-2010	76.65	76.33	8.93	0	219.60	0.00
16:03:15	11-01-2010	76.61	76.27	9.36	0	219.66	0.00
16:03:16	11-01-2010	76.61	76.24	8.89	0	219.60	0.00
16:03:17	11-01-2010	76.59	76.20	9.32	0	219.60	0.00
16:03:18	11-01-2010	76.54	76.18	11.56	0	219.60	0.00
16:03:19	11-01-2010	76.50	76.16	15.69	0	219.60	0.00
16:03:20	11-01-2010	76.46	76.11	15.69	0	219.54	0.00
16:03:21	11-01-2010	76.43	76.11	13.99	0	219.60	0.00
16:03:22	11-01-2010	76.43	76.11	13.99	0	219.60	0.00
16:03:23	11-01-2010	76.39	76.11	15.69	0	219.54	0.00
16:03:24	11-01-2010	76.35	76.07	15.69	0	219.54	0.00
16:03:25	11-01-2010	76.35	76.07	15.69	0	219.54	0.00
16:03:26	11-01-2010	76.30	76.07	15.69	0	219.60	0.00
16:03:27	11-01-2010	76.33	76.07	15.69	0	219.54	0.00
16:03:28	11-01-2010	76.33	76.07	15.69	0	219.54	0.00
16:03:29	11-01-2010	76.30	76.07	15.69	0	219.60	0.00
16:03:30	11-01-2010	76.30	76.07	15.69	0	219.60	0.00
16:03:31	11-01-2010	76.30	76.07	15.69	0	219.54	0.00
16:03:32	11-01-2010	76.33	76.07	15.69	0	219.54	0.00
16:03:33	11-01-2010	76.33	76.07	15.69	0	219.60	0.00
16:03:34	11-01-2010	76.30	76.09	15.50	0	219.60	0.00
16:03:35	11-01-2010	76.30	76.09	14.85	0	219.60	0.00
16:03:36	11-01-2010	76.30	76.09	14.50	0	219.60	0.00
16:03:37	11-01-2010	76.30	76.09	14.30	0	219.54	0.00
16:03:38	11-01-2010	76.30	76.09	14.30	0	219.54	0.00
16:03:39	11-01-2010	76.33	76.11	12.79	0	219.60	0.00
16:03:40	11-01-2010	76.30	76.11	12.84	0	219.60	0.00

DEEP EARTH TEMPERATURE DATA SET:							
<u>TIME</u>	<u>DATE</u>	<u>EWT</u>	<u>LWT</u>	<u>FLOW</u>	<u>TWATT</u>	<u>HTRV</u>	<u>HTRA</u>
16:03:41	11-01-2010	76.30	76.11	12.91	0	219.60	0.00
16:03:42	11-01-2010	76.33	76.11	12.58	0	219.60	0.00
16:03:43	11-01-2010	76.33	76.11	13.06	0	219.60	0.00
16:03:44	11-01-2010	76.33	76.11	13.02	0	219.60	0.00
16:03:45	11-01-2010	76.33	76.11	12.88	0	219.60	0.00
16:03:46	11-01-2010	76.35	76.11	13.06	0	219.60	0.00
16:03:47	11-01-2010	76.33	76.13	12.85	0	219.60	0.00
16:03:48	11-01-2010	76.35	76.11	11.49	0	219.60	0.00
16:03:49	11-01-2010	76.33	76.11	10.29	0	219.60	0.00
16:03:50	11-01-2010	76.33	76.11	9.58	0	219.60	0.00
16:03:51	11-01-2010	76.35	76.11	8.98	0	219.60	0.00
16:03:52	11-01-2010	76.33	76.13	8.64	0	219.60	0.00
16:03:53	11-01-2010	76.30	76.13	8.18	0	219.60	0.00
16:03:54	11-01-2010	76.30	76.13	8.11	0	219.60	0.00
16:03:55	11-01-2010	76.28	76.13	8.22	0	219.60	0.00
16:03:56	11-01-2010	76.28	76.13	8.41	40	219.11	0.32
16:03:57	11-01-2010	76.24	76.11	15.69	163	219.47	0.77
16:03:58	11-01-2010	76.20	76.11	15.69	172	219.47	0.84
16:03:59	11-01-2010	76.13	76.11	15.69	177	219.47	0.84
16:04:00	11-01-2010	76.13	76.07	15.69	182	219.54	0.84
16:04:01	11-01-2010	76.13	76.05	15.69	185	219.47	0.89
16:04:02	11-01-2010	76.09	76.03	15.69	182	219.41	0.84
16:04:03	11-01-2010	76.04	76.00	15.69	185	219.47	0.89
16:04:04	11-01-2010	76.04	76.00	15.69	185	219.47	0.89
16:04:05	11-01-2010	76.04	76.00	15.69	185	219.47	0.89
16:04:06	11-01-2010	76.02	75.94	15.69	188	219.47	0.89
16:04:07	11-01-2010	76.00	75.94	15.69	182	219.47	0.84
16:04:08	11-01-2010	75.98	75.94	15.69	187	219.35	0.89
16:04:09	11-01-2010	75.98	75.90	15.69	182	219.41	0.84
16:04:10	11-01-2010	75.96	75.90	15.69	185	219.47	0.89
16:04:11	11-01-2010	75.96	75.90	15.69	185	219.47	0.89
16:04:12	11-01-2010	75.96	75.90	15.69	185	219.47	0.89
16:04:13	11-01-2010	75.91	75.85	15.69	188	219.41	0.89
16:04:14	11-01-2010	75.91	75.85	15.69	188	219.41	0.89
16:04:15	11-01-2010	75.87	75.83	15.69	185	219.47	0.89
16:04:16	11-01-2010	75.87	75.81	15.69	182	219.54	0.84
16:04:17	11-01-2010	75.85	75.79	8.23	166	219.47	0.77
16:04:18	11-01-2010	75.83	75.79	5.14	158	219.47	0.77
16:04:19	11-01-2010	75.83	75.79	5.14	158	219.47	0.77
16:04:20	11-01-2010	75.83	75.79	5.14	158	219.47	0.77
16:04:21	11-01-2010	75.87	75.76	8.50	166	219.41	0.77
16:04:22	11-01-2010	75.91	75.76	6.01	145	219.47	0.71
16:04:23	11-01-2010	75.91	75.76	6.01	145	219.47	0.71
16:04:24	11-01-2010	76.04	75.76	3.27	129	219.54	0.63
16:04:25	11-01-2010	76.09	75.76	2.55	121	219.47	0.63

DEEP EARTH TEMPERATURE DATA SET:							
<u>TIME</u>	<u>DATE</u>	<u>EWT</u>	<u>LWT</u>	<u>FLOW</u>	<u>TWATT</u>	<u>HTRV</u>	<u>HTRA</u>
16:04:26	11-01-2010	76.11	75.76	0.00	121	219.41	0.63
16:04:27	11-01-2010	76.17	75.79	0.00	115	219.54	0.55
16:04:28	11-01-2010	76.24	75.76	0.00	113	219.47	0.55
16:04:29	11-01-2010	76.30	75.79	0.00	110	219.41	0.55
16:04:30	11-01-2010	76.35	75.79	0.00	113	219.54	0.55
16:04:31	11-01-2010	76.35	75.79	0.00	110	219.47	0.55
16:04:32	11-01-2010	76.37	75.81	0.00	110	219.47	0.55
16:04:33	11-01-2010	76.39	75.81	0.00	110	219.47	0.55
16:04:34	11-01-2010	76.39	75.81	0.00	107	219.54	0.55
16:04:35	11-01-2010	76.39	75.81	0.00	107	219.54	0.55
16:04:36	11-01-2010	76.43	75.81	0.00	110	219.47	0.55
16:04:37	11-01-2010	76.39	75.83	0.00	104	219.41	0.55
16:04:38	11-01-2010	76.37	75.83	0.00	107	219.54	0.55
16:04:39	11-01-2010	76.35	75.83	0.00	105	219.47	0.55
16:04:40	11-01-2010	76.39	75.81	0.00	107	219.41	0.55
16:04:41	11-01-2010	76.39	75.83	0.00	107	219.54	0.55
16:04:42	11-01-2010	76.41	75.85	0.00	107	219.47	0.55
16:04:43	11-01-2010	76.43	75.85	0.00	110	219.47	0.55
16:04:44	11-01-2010	76.43	75.85	0.00	107	219.54	0.55
16:04:45	11-01-2010	76.46	75.85	0.00	107	219.47	0.55
16:04:46	11-01-2010	76.46	75.85	4.10	113	219.47	0.55
16:04:47	11-01-2010	76.37	75.87	9.84	118	219.47	0.55
16:04:48	11-01-2010	76.33	75.94	15.69	142	219.35	0.71
16:04:49	11-01-2010	76.22	75.98	15.69	166	219.47	0.77
16:04:50	11-01-2010	76.11	75.98	15.69	177	219.47	0.84
16:04:51	11-01-2010	76.02	75.98	15.69	182	219.35	0.84
16:04:52	11-01-2010	75.98	75.94	15.69	185	219.41	0.89
16:04:53	11-01-2010	75.96	75.92	15.69	185	219.35	0.89
16:04:54	11-01-2010	75.93	75.85	15.69	185	219.41	0.89
16:04:55	11-01-2010	75.93	75.85	15.69	185	219.41	0.89
16:04:56	11-01-2010	75.93	75.85	15.69	187	219.35	0.89
16:04:57	11-01-2010	75.93	75.85	15.69	187	219.35	0.89
16:04:58	11-01-2010	75.93	75.85	15.69	190	219.35	0.89
16:04:59	11-01-2010	75.93	75.85	15.69	188	219.41	0.89
16:05:00	11-01-2010	75.93	75.85	15.69	188	219.41	0.89
16:05:01	11-01-2010	75.93	75.83	15.69	185	219.41	0.89
16:05:02	11-01-2010	75.93	75.83	15.69	185	219.41	0.89
16:05:03	11-01-2010	75.93	75.85	15.69	185	219.41	0.89
16:05:04	11-01-2010	75.93	75.83	15.69	187	219.35	0.89
16:05:05	11-01-2010	75.96	75.85	15.69	185	219.35	0.89
16:05:06	11-01-2010	75.93	75.83	15.69	187	219.35	0.89
16:05:07	11-01-2010	75.93	75.85	15.69	185	219.35	0.89
16:05:08	11-01-2010	75.93	75.85	15.69	190	219.41	0.89
16:05:09	11-01-2010	75.93	75.83	15.69	185	219.41	0.89
16:05:10	11-01-2010	75.96	75.83	15.69	190	219.41	0.89

DEEP EARTH TEMPERATURE DATA SET:							
<u>TIME</u>	<u>DATE</u>	<u>EWT</u>	<u>LWT</u>	<u>FLOW</u>	<u>TWATT</u>	<u>HTRV</u>	<u>HTRA</u>
16:05:11	11-01-2010	75.93	75.83	15.69	185	219.35	0.89
16:05:12	11-01-2010	75.93	75.85	15.69	188	219.41	0.89
16:05:13	11-01-2010	75.91	75.85	8.98	161	219.41	0.77
16:05:14	11-01-2010	75.91	75.83	5.43	155	219.47	0.77
16:05:15	11-01-2010	75.93	75.85	5.88	158	219.41	0.77
16:05:16	11-01-2010	75.96	75.81	6.47	163	219.41	0.77
16:05:17	11-01-2010	75.98	75.81	5.98	161	219.41	0.77
16:05:18	11-01-2010	76.00	75.83	4.70	147	219.41	0.71
16:05:19	11-01-2010	76.02	75.83	3.81	139	219.41	0.71
16:05:20	11-01-2010	76.04	75.85	3.41	139	219.54	0.71
16:05:21	11-01-2010	76.09	75.85	3.44	139	219.41	0.71
16:05:22	11-01-2010	76.09	75.85	3.54	139	219.47	0.71
16:05:23	11-01-2010	76.13	75.85	3.95	137	219.47	0.63
16:05:24	11-01-2010	76.13	75.87	4.54	145	219.41	0.71
16:05:25	11-01-2010	76.17	75.90	5.11	147	219.41	0.71
16:05:26	11-01-2010	76.17	75.87	5.40	153	219.35	0.71
16:05:27	11-01-2010	76.22	75.92	5.56	155	219.47	0.77
16:05:28	11-01-2010	76.22	75.92	5.56	155	219.47	0.77
16:05:29	11-01-2010	76.22	75.94	5.59	163	219.41	0.77
16:05:30	11-01-2010	76.24	75.94	4.77	158	219.47	0.77
16:05:31	11-01-2010	76.30	75.94	4.83	155	219.41	0.77
16:05:32	11-01-2010	76.33	75.98	5.32	158	219.41	0.77
16:05:33	11-01-2010	76.37	76.00	5.50	161	219.41	0.77
16:05:34	11-01-2010	76.37	75.98	5.56	158	219.47	0.77
16:05:35	11-01-2010	76.35	76.03	5.63	158	219.41	0.77
16:05:36	11-01-2010	76.35	76.00	5.81	163	219.41	0.77
16:05:37	11-01-2010	76.33	76.00	5.82	161	219.41	0.77
16:05:38	11-01-2010	76.30	76.00	5.92	163	219.41	0.77
16:05:39	11-01-2010	76.30	76.00	5.92	163	219.41	0.77
16:05:40	11-01-2010	76.22	75.96	5.92	163	219.41	0.77
16:05:41	11-01-2010	76.20	75.92	5.89	161	219.41	0.77
16:05:42	11-01-2010	76.13	75.85	5.92	161	219.41	0.77
16:05:43	11-01-2010	76.09	75.83	5.88	161	219.35	0.77
16:05:44	11-01-2010	76.04	75.76	5.92	158	219.41	0.77
16:05:45	11-01-2010	75.98	75.70	5.96	161	219.41	0.77
16:05:46	11-01-2010	75.98	75.70	5.96	161	219.41	0.77
16:05:47	11-01-2010	75.78	75.57	5.88	158	219.41	0.77
16:05:48	11-01-2010	75.59	75.48	4.59	158	219.41	0.77
16:05:49	11-01-2010	75.56	75.39	3.26	153	219.41	0.71
16:05:50	11-01-2010	75.52	75.31	4.82	155	219.35	0.77
16:05:51	11-01-2010	75.41	75.22	5.48	155	219.41	0.77
16:05:52	11-01-2010	75.28	75.09	5.59	158	219.41	0.77
16:05:53	11-01-2010	75.17	74.96	7.64	161	219.35	0.77
16:05:54	11-01-2010	74.74	74.87	9.84	166	219.41	0.77
16:05:55	11-01-2010	74.78	74.68	15.69	177	219.41	0.84

DEEP EARTH TEMPERATURE DATA SET:							
<u>TIME</u>	<u>DATE</u>	<u>EWT</u>	<u>LWT</u>	<u>FLOW</u>	<u>TWATT</u>	<u>HTRV</u>	<u>HTRA</u>
16:05:56	11-01-2010	75.28	74.40	15.69	185	219.41	0.89
16:05:57	11-01-2010	75.50	74.46	15.69	185	219.41	0.89
16:05:58	11-01-2010	75.59	74.81	15.69	190	219.41	0.89
16:05:59	11-01-2010	75.59	74.81	15.69	190	219.41	0.89
16:06:00	11-01-2010	75.61	75.13	15.69	188	219.41	0.89
16:06:01	11-01-2010	75.61	75.13	15.69	188	219.41	0.89
16:06:02	11-01-2010	75.61	75.13	15.69	188	219.41	0.89
16:06:03	11-01-2010	75.65	75.33	15.69	188	219.41	0.89
16:06:04	11-01-2010	75.65	75.37	15.69	187	219.35	0.89
16:06:05	11-01-2010	75.63	75.42	15.69	188	219.41	0.89
16:06:06	11-01-2010	75.63	75.42	15.69	188	219.41	0.89
16:06:07	11-01-2010	75.63	75.44	12.48	172	219.47	0.84
16:06:08	11-01-2010	75.65	75.48	6.24	161	219.41	0.77
16:06:09	11-01-2010	75.63	75.46	5.41	161	219.35	0.77
16:06:10	11-01-2010	75.61	75.46	5.86	163	219.35	0.77
16:06:11	11-01-2010	75.50	75.46	5.76	161	219.41	0.77
16:06:12	11-01-2010	75.04	75.50	4.79	158	219.41	0.77
16:06:13	11-01-2010	74.50	75.48	4.32	153	219.41	0.71
16:06:14	11-01-2010	74.05	75.50	4.55	155	219.41	0.77
16:06:15	11-01-2010	73.66	75.50	5.27	155	219.41	0.77
16:06:16	11-01-2010	73.27	75.48	5.37	161	219.41	0.77
16:06:17	11-01-2010	72.97	75.33	5.52	158	219.41	0.77
16:06:18	11-01-2010	72.71	75.13	5.50	163	219.41	0.77
16:06:19	11-01-2010	72.47	74.83	5.52	163	219.41	0.77
16:06:20	11-01-2010	72.25	74.50	5.58	161	219.41	0.77
16:06:21	11-01-2010	72.08	74.16	5.52	161	219.41	0.77
16:06:22	11-01-2010	72.08	74.16	5.52	161	219.41	0.77
16:06:23	11-01-2010	71.76	73.59	5.55	161	219.41	0.77
16:06:24	11-01-2010	71.63	73.31	5.11	161	219.41	0.77
16:06:25	11-01-2010	71.56	73.07	4.68	161	219.41	0.77
16:06:26	11-01-2010	71.56	73.07	4.68	161	219.41	0.77
16:06:27	11-01-2010	71.37	72.71	4.55	158	219.41	0.77
16:06:28	11-01-2010	71.31	72.56	4.53	158	219.41	0.77
16:06:29	11-01-2010	71.22	72.40	4.49	155	219.41	0.77
16:06:30	11-01-2010	71.18	72.30	4.54	158	219.41	0.77
16:06:31	11-01-2010	71.11	72.14	4.48	155	219.41	0.77
16:06:32	11-01-2010	71.07	72.06	4.02	158	219.47	0.77
16:06:33	11-01-2010	71.07	72.06	4.02	158	219.47	0.77
16:06:34	11-01-2010	70.98	71.87	3.73	158	219.47	0.77
16:06:35	11-01-2010	70.96	71.78	3.70	155	219.41	0.77
16:06:36	11-01-2010	70.94	71.71	3.71	153	219.41	0.71
16:06:37	11-01-2010	70.92	71.65	3.73	153	219.41	0.71
16:06:38	11-01-2010	70.90	71.58	3.70	150	219.41	0.71
16:06:39	11-01-2010	70.88	71.52	3.75	150	219.41	0.71
16:06:40	11-01-2010	70.83	71.48	3.75	155	219.41	0.77

DEEP EARTH TEMPERATURE DATA SET:							
<u>TIME</u>	<u>DATE</u>	<u>EWT</u>	<u>LWT</u>	<u>FLOW</u>	<u>TWATT</u>	<u>HTRV</u>	<u>HTRA</u>
16:06:41	11-01-2010	70.83	71.43	3.75	150	219.41	0.71
16:06:42	11-01-2010	70.83	71.37	3.75	155	219.41	0.77
16:06:43	11-01-2010	70.79	71.35	3.75	153	219.41	0.71
16:06:44	11-01-2010	70.79	71.28	3.74	155	219.41	0.77
16:06:45	11-01-2010	70.77	71.26	3.73	155	219.41	0.77
16:06:46	11-01-2010	70.77	71.22	3.46	150	219.41	0.71
16:06:47	11-01-2010	70.75	71.18	3.30	153	219.41	0.71
16:06:48	11-01-2010	70.75	71.15	3.26	153	219.41	0.71
16:06:49	11-01-2010	70.72	71.11	3.29	150	219.41	0.71
16:06:50	11-01-2010	70.70	71.09	3.30	153	219.41	0.71
16:06:51	11-01-2010	70.72	71.07	3.30	153	219.41	0.71
16:06:52	11-01-2010	70.68	71.05	3.30	153	219.35	0.71
16:06:53	11-01-2010	70.68	71.05	3.30	153	219.41	0.71
16:06:54	11-01-2010	70.68	71.00	3.29	155	219.41	0.77
16:06:55	11-01-2010	70.66	70.98	3.33	150	219.41	0.71
16:06:56	11-01-2010	70.68	70.98	3.30	150	219.41	0.71
16:06:57	11-01-2010	70.66	70.96	3.29	153	219.41	0.71
16:06:58	11-01-2010	70.66	70.92	2.93	150	219.41	0.71
16:06:59	11-01-2010	70.66	70.92	2.70	150	219.41	0.71
16:07:00	11-01-2010	70.64	70.89	2.72	150	219.35	0.71
16:07:01	11-01-2010	70.64	70.89	2.72	147	219.41	0.71
16:07:02	11-01-2010	70.62	70.87	2.72	150	219.35	0.71
16:07:03	11-01-2010	70.62	70.85	2.72	150	219.41	0.71
16:07:04	11-01-2010	70.64	70.85	2.72	150	219.41	0.71
16:07:05	11-01-2010	70.64	70.83	2.72	153	219.35	0.71
16:07:06	11-01-2010	70.60	70.83	2.72	147	219.41	0.71
16:07:07	11-01-2010	70.60	70.83	2.72	147	219.41	0.71
16:07:08	11-01-2010	70.60	70.81	2.72	150	219.41	0.71
16:07:09	11-01-2010	70.60	70.81	2.72	150	219.41	0.71
16:07:10	11-01-2010	70.62	70.79	2.74	150	219.41	0.71
16:07:11	11-01-2010	70.60	70.79	2.74	150	219.41	0.71
16:07:12	11-01-2010	70.60	70.81	2.72	147	219.41	0.71
16:07:13	11-01-2010	70.60	70.79	2.72	150	219.35	0.71
16:07:14	11-01-2010	70.60	70.79	2.72	150	219.35	0.71
16:07:15	11-01-2010	70.60	70.74	2.74	147	219.41	0.71
16:07:16	11-01-2010	70.60	70.74	2.74	147	219.41	0.71
16:07:17	11-01-2010	70.57	70.74	2.76	153	219.41	0.71
16:07:18	11-01-2010	70.60	70.77	2.77	150	219.41	0.71
16:07:19	11-01-2010	70.60	70.74	2.74	147	219.41	0.71
16:07:20	11-01-2010	70.60	70.74	2.76	150	219.47	0.71
16:07:21	11-01-2010	70.60	70.74	2.76	150	219.41	0.71
16:07:22	11-01-2010	70.60	70.72	2.76	150	219.54	0.71
16:07:23	11-01-2010	70.57	70.72	2.74	153	219.41	0.71
16:07:24	11-01-2010	70.60	70.72	2.76	150	219.41	0.71
16:07:25	11-01-2010	70.60	70.72	2.77	153	219.41	0.71

DEEP EARTH TEMPERATURE DATA SET:							
<u>TIME</u>	<u>DATE</u>	<u>EWT</u>	<u>LWT</u>	<u>FLOW</u>	<u>TWATT</u>	<u>HTRV</u>	<u>HTRA</u>
16:07:26	11-01-2010	70.60	70.70	2.76	150	219.41	0.71
16:07:27	11-01-2010	70.60	70.70	2.76	150	219.41	0.71
16:07:28	11-01-2010	70.60	70.70	2.76	150	219.47	0.71
16:07:29	11-01-2010	70.60	70.70	2.77	150	219.41	0.71
16:07:30	11-01-2010	70.60	70.70	2.76	147	219.41	0.71
16:07:31	11-01-2010	70.60	70.68	2.74	150	219.41	0.71
16:07:32	11-01-2010	70.60	70.70	2.77	147	219.41	0.71
16:07:33	11-01-2010	70.60	70.68	2.76	150	219.41	0.71
16:07:34	11-01-2010	70.60	70.68	2.76	150	219.41	0.71
16:07:35	11-01-2010	70.60	70.66	2.76	150	219.41	0.71
16:07:36	11-01-2010	70.60	70.66	2.77	150	219.41	0.71
16:07:37	11-01-2010	70.60	70.68	2.76	150	219.41	0.71
16:07:38	11-01-2010	70.60	70.68	2.74	150	219.41	0.71
16:07:39	11-01-2010	70.60	70.68	2.76	147	219.41	0.71
16:07:40	11-01-2010	70.60	70.70	2.79	150	219.41	0.71
16:07:41	11-01-2010	70.64	70.68	2.77	147	219.41	0.71
16:07:42	11-01-2010	70.62	70.68	2.79	147	219.41	0.71
16:07:43	11-01-2010	70.66	70.66	2.74	150	219.41	0.71
16:07:44	11-01-2010	70.64	70.70	2.74	147	219.41	0.71
16:07:45	11-01-2010	70.66	70.68	2.74	147	219.41	0.71
16:07:46	11-01-2010	70.66	70.70	2.76	153	219.41	0.71
16:07:47	11-01-2010	70.66	70.70	2.76	153	219.41	0.71
16:07:48	11-01-2010	70.64	70.68	2.77	150	219.41	0.71
16:07:49	11-01-2010	70.66	70.72	2.77	145	219.41	0.71
16:07:50	11-01-2010	70.68	70.68	2.77	153	219.41	0.71
16:07:51	11-01-2010	70.68	70.68	2.77	153	219.41	0.71
16:07:52	11-01-2010	70.68	70.70	2.77	150	219.41	0.71
16:07:53	11-01-2010	70.66	70.68	2.79	150	219.41	0.71
16:07:54	11-01-2010	70.68	70.70	2.79	150	219.41	0.71
16:07:55	11-01-2010	70.68	70.70	2.79	150	219.41	0.71
16:07:56	11-01-2010	70.68	70.72	2.88	147	219.41	0.71
16:07:57	11-01-2010	70.68	70.72	2.81	147	219.41	0.71
16:07:58	11-01-2010	70.68	70.72	2.81	147	219.41	0.71
16:07:59	11-01-2010	70.68	71.05	2.72	147	219.41	0.71
16:08:00	11-01-2010	70.70	71.15	2.72	145	219.47	0.71
16:08:01	11-01-2010	70.72	71.28	2.68	150	219.41	0.71
16:08:02	11-01-2010	70.70	71.35	2.68	150	219.41	0.71
16:08:03	11-01-2010	70.72	71.37	2.65	147	219.41	0.71
16:08:04	11-01-2010	70.75	71.39	2.59	150	219.35	0.71
16:08:05	11-01-2010	70.75	71.39	2.55	147	219.41	0.71
16:08:06	11-01-2010	70.75	71.39	2.55	147	219.41	0.71
16:08:07	11-01-2010	70.75	71.39	2.51	150	219.41	0.71
16:08:08	11-01-2010	70.77	71.39	2.53	147	219.41	0.71
16:08:09	11-01-2010	70.77	71.39	2.43	150	219.41	0.71
16:08:10	11-01-2010	70.77	71.35	2.51	147	219.41	0.71

DEEP EARTH TEMPERATURE DATA SET:							
<u>TIME</u>	<u>DATE</u>	<u>EWT</u>	<u>LWT</u>	<u>FLOW</u>	<u>TWATT</u>	<u>HTRV</u>	<u>HTRA</u>
16:08:11	11-01-2010	70.77	71.35	2.53	150	219.41	0.71
16:08:12	11-01-2010	70.77	71.33	2.53	147	219.35	0.71
16:08:13	11-01-2010	70.79	71.28	2.57	150	219.35	0.71
16:08:14	11-01-2010	70.79	71.24	2.59	147	219.41	0.71
16:08:15	11-01-2010	70.79	71.20	2.66	150	219.35	0.71
16:08:16	11-01-2010	70.81	71.20	2.63	150	219.41	0.71
16:08:17	11-01-2010	70.81	71.20	2.63	150	219.41	0.71
16:08:18	11-01-2010	70.81	71.11	2.61	147	219.41	0.71
16:08:19	11-01-2010	70.81	71.11	2.61	147	219.41	0.71
16:08:20	11-01-2010	70.81	71.11	2.61	147	219.41	0.71
16:08:21	11-01-2010	70.85	71.07	2.41	147	219.41	0.71
16:08:22	11-01-2010	70.88	71.05	2.39	150	219.41	0.71
16:08:23	11-01-2010	70.85	71.02	2.47	150	219.41	0.71
16:08:24	11-01-2010	70.85	71.00	2.59	153	219.41	0.71
16:08:25	11-01-2010	70.85	71.00	2.66	150	219.41	0.71
16:08:26	11-01-2010	70.85	70.98	2.66	150	219.41	0.71
16:08:27	11-01-2010	70.88	70.98	2.47	153	219.41	0.71
16:08:28	11-01-2010	70.88	70.96	2.57	150	219.35	0.71
16:08:29	11-01-2010	70.90	70.96	2.65	150	219.41	0.71
16:08:30	11-01-2010	70.90	70.98	2.66	150	219.41	0.71
16:08:31	11-01-2010	70.90	70.96	2.66	153	219.41	0.71
16:08:32	11-01-2010	70.90	70.96	2.68	147	219.41	0.71
16:08:33	11-01-2010	70.94	70.96	2.66	153	219.41	0.71
16:08:34	11-01-2010	70.92	70.98	2.66	150	219.35	0.71
16:08:35	11-01-2010	70.94	70.98	2.68	150	219.35	0.71
16:08:36	11-01-2010	70.94	70.96	2.66	147	219.41	0.71
16:08:37	11-01-2010	70.94	70.96	2.66	147	219.41	0.71
16:08:38	11-01-2010	70.94	70.96	2.66	147	219.41	0.71
16:08:39	11-01-2010	70.96	70.98	2.66	150	219.41	0.71
16:08:40	11-01-2010	70.96	70.98	2.66	150	219.41	0.71
16:08:41	11-01-2010	70.96	70.98	2.53	153	219.41	0.71
16:08:42	11-01-2010	70.98	70.98	2.53	153	219.41	0.71
16:08:43	11-01-2010	70.98	71.00	2.53	150	219.41	0.71
16:08:44	11-01-2010	70.98	71.00	2.53	150	219.41	0.71
16:08:45	11-01-2010	71.00	71.02	2.55	150	219.41	0.71
16:08:46	11-01-2010	71.00	71.00	2.55	150	219.41	0.71
16:08:47	11-01-2010	71.03	71.00	2.57	147	219.41	0.71
16:08:48	11-01-2010	71.03	71.00	2.61	147	219.41	0.71
16:08:49	11-01-2010	71.03	71.00	2.61	147	219.41	0.71
16:08:50	11-01-2010	71.03	71.00	2.63	150	219.41	0.71
16:08:51	11-01-2010	71.05	71.02	2.66	150	219.35	0.71
16:08:52	11-01-2010	71.07	71.05	2.65	150	219.41	0.71
16:08:53	11-01-2010	71.07	71.05	2.65	150	219.41	0.71
16:08:54	11-01-2010	71.05	71.07	2.68	147	219.35	0.71
16:08:55	11-01-2010	71.09	71.05	2.65	150	219.41	0.71

DEEP EARTH TEMPERATURE DATA SET:							
<u>TIME</u>	<u>DATE</u>	<u>EWT</u>	<u>LWT</u>	<u>FLOW</u>	<u>TWATT</u>	<u>HTRV</u>	<u>HTRA</u>
16:08:56	11-01-2010	71.07	71.07	2.63	147	219.41	0.71
16:08:57	11-01-2010	71.05	71.07	2.49	150	219.41	0.71
16:08:58	11-01-2010	71.09	71.07	2.53	147	219.41	0.71
16:08:59	11-01-2010	71.11	71.09	2.51	150	219.41	0.71
16:09:00	11-01-2010	71.11	71.09	2.57	150	219.41	0.71
16:09:01	11-01-2010	71.11	71.11	2.61	150	219.35	0.71
16:09:02	11-01-2010	71.11	71.11	2.66	153	219.35	0.71
16:09:03	11-01-2010	71.13	71.11	2.66	150	219.35	0.71
16:09:04	11-01-2010	71.13	71.11	2.66	150	219.35	0.71
16:09:05	11-01-2010	71.13	71.11	2.49	150	219.35	0.71
16:09:06	11-01-2010	71.16	71.13	2.53	147	219.35	0.71
16:09:07	11-01-2010	71.16	71.11	2.55	153	219.41	0.71
16:09:08	11-01-2010	71.18	71.13	2.53	150	219.35	0.71
16:09:09	11-01-2010	71.18	71.15	2.59	150	219.41	0.71
16:09:10	11-01-2010	71.18	71.15	2.59	153	219.35	0.71
16:09:11	11-01-2010	71.18	71.18	2.63	150	219.35	0.71
16:09:12	11-01-2010	71.20	71.18	2.65	150	219.41	0.71
16:09:13	11-01-2010	71.22	71.18	2.66	150	219.41	0.71
16:09:14	11-01-2010	71.22	71.18	2.55	147	219.35	0.71
16:09:15	11-01-2010	71.22	71.18	2.59	150	219.41	0.71
16:09:16	11-01-2010	71.24	71.20	2.66	150	219.35	0.71
16:09:17	11-01-2010	71.24	71.20	2.66	150	219.41	0.71
16:09:18	11-01-2010	71.24	71.22	2.66	150	219.35	0.71
16:09:19	11-01-2010	71.26	71.22	2.51	153	219.41	0.71
16:09:20	11-01-2010	71.28	71.22	2.57	147	219.41	0.71
16:09:21	11-01-2010	71.26	71.22	2.57	150	219.35	0.71
16:09:22	11-01-2010	71.28	71.24	2.57	150	219.41	0.71
16:09:23	11-01-2010	71.28	71.24	2.57	147	219.35	0.71
16:09:24	11-01-2010	71.28	71.26	2.63	150	219.41	0.71
16:09:25	11-01-2010	71.28	71.26	2.63	150	219.41	0.71
16:09:26	11-01-2010	71.28	71.26	2.70	153	219.35	0.71
16:09:27	11-01-2010	71.28	71.28	2.68	153	219.35	0.71
16:09:28	11-01-2010	71.31	71.28	2.68	153	219.47	0.71
16:09:29	11-01-2010	71.33	71.28	2.59	147	219.35	0.71
16:09:30	11-01-2010	71.33	71.30	2.57	150	219.41	0.71
16:09:31	11-01-2010	71.33	71.28	2.57	153	219.35	0.71
16:09:32	11-01-2010	71.37	71.33	2.57	153	219.35	0.71
16:09:33	11-01-2010	71.37	71.33	2.57	153	219.35	0.71
16:09:34	11-01-2010	71.37	71.33	2.59	150	219.41	0.71
16:09:35	11-01-2010	71.35	71.35	2.59	150	219.41	0.71
16:09:36	11-01-2010	71.37	71.35	2.61	150	219.41	0.71
16:09:37	11-01-2010	71.37	71.35	2.65	153	219.41	0.71
16:09:38	11-01-2010	71.39	71.37	2.66	150	219.41	0.71
16:09:39	11-01-2010	71.37	71.35	2.66	150	219.41	0.71
16:09:40	11-01-2010	71.39	71.37	2.68	150	219.41	0.71

DEEP EARTH TEMPERATURE DATA SET:							
<u>TIME</u>	<u>DATE</u>	<u>EWT</u>	<u>LWT</u>	<u>FLOW</u>	<u>TWATT</u>	<u>HTRV</u>	<u>HTRA</u>
16:09:41	11-01-2010	71.39	71.37	2.61	150	219.41	0.71
16:09:42	11-01-2010	71.39	71.41	2.55	150	219.35	0.71
16:09:43	11-01-2010	71.39	71.41	2.55	150	219.35	0.71
16:09:44	11-01-2010	71.41	71.41	2.57	150	219.35	0.71
16:09:45	11-01-2010	71.41	71.41	2.59	150	219.41	0.71
16:09:46	11-01-2010	71.41	71.43	2.61	150	219.41	0.71
16:09:47	11-01-2010	71.41	71.43	2.61	150	219.41	0.71
16:09:48	11-01-2010	71.46	71.43	2.65	153	219.35	0.71
16:09:49	11-01-2010	71.44	71.41	2.66	150	219.35	0.71
16:09:50	11-01-2010	71.46	71.43	2.68	150	219.35	0.71
16:09:51	11-01-2010	71.44	71.43	2.66	150	219.35	0.71
16:09:52	11-01-2010	71.44	71.43	2.66	150	219.35	0.71
16:09:53	11-01-2010	71.46	71.46	2.72	147	219.35	0.71
16:09:54	11-01-2010	71.46	71.46	2.72	147	219.35	0.71
16:09:55	11-01-2010	71.48	71.48	2.72	150	219.35	0.71
16:09:56	11-01-2010	71.48	71.48	2.68	153	219.35	0.71
16:09:57	11-01-2010	71.48	71.48	2.68	153	219.35	0.71
16:09:58	11-01-2010	71.46	71.48	2.70	147	219.35	0.71
16:09:59	11-01-2010	71.46	71.48	2.70	147	219.35	0.71
16:10:00	11-01-2010	71.48	71.48	2.72	153	219.35	0.71
16:10:01	11-01-2010	71.48	71.48	2.68	150	219.41	0.71
16:10:02	11-01-2010	71.50	71.50	2.68	150	219.35	0.71
16:10:03	11-01-2010	71.48	71.50	2.57	150	219.35	0.71
16:10:04	11-01-2010	71.50	71.52	2.59	150	219.35	0.71
16:10:05	11-01-2010	71.48	71.52	2.59	150	219.41	0.71
16:10:06	11-01-2010	71.50	71.52	2.57	150	219.35	0.71
16:10:07	11-01-2010	71.52	71.52	2.57	150	219.41	0.71
16:10:08	11-01-2010	71.52	71.52	2.63	145	219.35	0.71
16:10:09	11-01-2010	71.52	71.52	2.65	150	219.41	0.71
16:10:10	11-01-2010	71.52	71.52	2.65	150	219.41	0.71
16:10:11	11-01-2010	71.50	71.54	2.70	150	219.35	0.71
16:10:12	11-01-2010	71.52	71.56	2.72	147	219.41	0.71
16:10:13	11-01-2010	71.52	71.54	2.70	153	219.35	0.71
16:10:14	11-01-2010	71.54	71.56	2.63	147	219.35	0.71
16:10:15	11-01-2010	71.54	71.56	2.57	147	219.35	0.71
16:10:16	11-01-2010	71.52	71.56	2.63	150	219.35	0.71
16:10:17	11-01-2010	71.54	71.58	2.65	150	219.35	0.71
16:10:18	11-01-2010	71.54	71.58	2.65	150	219.35	0.71
16:10:19	11-01-2010	71.54	71.58	2.65	150	219.35	0.71
16:10:20	11-01-2010	71.54	71.58	2.70	153	219.41	0.71
16:10:21	11-01-2010	71.52	71.58	2.72	153	219.41	0.71
16:10:22	11-01-2010	71.52	71.58	2.72	147	219.41	0.71
16:10:23	11-01-2010	71.54	71.58	2.72	147	219.41	0.71
16:10:24	11-01-2010	71.54	71.61	2.72	150	219.41	0.71
16:10:25	11-01-2010	71.54	71.61	2.72	147	219.41	0.71

DEEP EARTH TEMPERATURE DATA SET:							
<u>TIME</u>	<u>DATE</u>	<u>EWT</u>	<u>LWT</u>	<u>FLOW</u>	<u>TWATT</u>	<u>HTRV</u>	<u>HTRA</u>
16:10:26	11-01-2010	71.54	71.61	2.66	147	219.35	0.71
16:10:27	11-01-2010	71.54	71.61	2.57	150	219.35	0.71
16:10:28	11-01-2010	71.54	71.61	2.61	150	219.35	0.71
16:10:29	11-01-2010	71.52	71.61	2.63	150	219.35	0.71
16:10:30	11-01-2010	71.52	71.61	2.68	150	219.35	0.71
16:10:31	11-01-2010	71.54	71.63	2.70	150	219.35	0.71
16:10:32	11-01-2010	71.52	71.61	2.72	150	219.35	0.71
16:10:33	11-01-2010	71.52	71.61	2.76	147	219.35	0.71
16:10:34	11-01-2010	71.52	71.61	2.74	150	219.35	0.71
16:10:35	11-01-2010	71.54	71.61	2.76	150	219.35	0.71
16:10:36	11-01-2010	71.52	71.61	2.72	150	219.35	0.71
16:10:37	11-01-2010	71.54	71.61	2.72	150	219.35	0.71
16:10:38	11-01-2010	71.52	71.61	2.72	153	219.35	0.71
16:10:39	11-01-2010	71.54	71.61	2.72	150	219.35	0.71
16:10:40	11-01-2010	71.52	71.61	2.72	150	219.35	0.71
16:10:41	11-01-2010	71.52	71.63	2.59	147	219.35	0.71
16:10:42	11-01-2010	71.52	71.61	2.68	153	219.35	0.71
16:10:43	11-01-2010	71.52	71.61	2.74	145	219.35	0.71
16:10:44	11-01-2010	71.50	71.61	2.74	147	219.35	0.71
16:10:45	11-01-2010	71.52	71.61	2.72	147	219.41	0.71
16:10:46	11-01-2010	71.52	71.61	2.61	150	219.35	0.71
16:10:47	11-01-2010	71.52	71.61	2.61	150	219.35	0.71
16:10:48	11-01-2010	71.52	71.61	2.63	147	219.35	0.71
16:10:49	11-01-2010	71.52	71.61	2.61	150	219.41	0.71
16:10:50	11-01-2010	71.50	71.61	2.61	147	219.29	0.71
16:10:51	11-01-2010	71.50	71.61	2.66	150	219.35	0.71
16:10:52	11-01-2010	71.50	71.61	2.68	153	219.41	0.71
16:10:53	11-01-2010	71.50	71.61	2.72	150	219.35	0.71
16:10:54	11-01-2010	71.50	71.61	2.74	147	219.35	0.71
16:10:55	11-01-2010	71.48	71.61	2.74	150	219.35	0.71
16:10:56	11-01-2010	71.48	71.61	2.76	150	219.35	0.71
16:10:57	11-01-2010	71.50	71.61	2.76	150	219.35	0.71
16:10:58	11-01-2010	71.50	71.61	2.76	150	219.35	0.71
16:10:59	11-01-2010	71.46	71.61	2.77	150	219.35	0.71
16:11:00	11-01-2010	71.46	71.58	2.76	150	219.35	0.71
16:11:01	11-01-2010	71.52	71.61	2.74	147	219.35	0.71
16:11:02	11-01-2010	71.46	71.61	2.74	150	219.35	0.71
16:11:03	11-01-2010	71.46	71.58	2.74	147	219.41	0.71
16:11:04	11-01-2010	71.46	71.61	2.76	153	219.35	0.71
16:11:05	11-01-2010	71.48	71.58	2.74	150	219.35	0.71
16:11:06	11-01-2010	71.48	71.58	2.77	150	219.35	0.71
16:11:07	11-01-2010	71.44	71.58	2.72	150	219.35	0.71
16:11:08	11-01-2010	71.46	71.61	2.76	150	219.35	0.71
16:11:09	11-01-2010	71.46	71.61	2.76	150	219.35	0.71
16:11:10	11-01-2010	71.46	71.56	2.74	147	219.35	0.71

DEEP EARTH TEMPERATURE DATA SET:							
<u>TIME</u>	<u>DATE</u>	<u>EWT</u>	<u>LWT</u>	<u>FLOW</u>	<u>TWATT</u>	<u>HTRV</u>	<u>HTRA</u>
16:11:11	11-01-2010	71.46	71.58	2.68	150	219.35	0.71
16:11:12	11-01-2010	71.44	71.58	2.59	150	219.41	0.71
16:11:13	11-01-2010	71.41	71.56	2.61	150	219.35	0.71
16:11:14	11-01-2010	71.41	71.56	2.65	147	219.35	0.71
16:11:15	11-01-2010	71.44	71.56	2.66	150	219.35	0.71
16:11:16	11-01-2010	71.41	71.56	2.72	150	219.41	0.71
16:11:17	11-01-2010	71.41	71.54	2.72	150	219.35	0.71
16:11:18	11-01-2010	71.41	71.56	2.72	147	219.35	0.71
16:11:19	11-01-2010	71.41	71.54	2.74	153	219.35	0.71
16:11:20	11-01-2010	71.41	71.54	2.77	150	219.35	0.71
16:11:21	11-01-2010	71.39	71.52	2.77	150	219.35	0.71
16:11:22	11-01-2010	71.39	71.54	2.76	147	219.35	0.71
16:11:23	11-01-2010	71.39	71.52	2.76	153	219.35	0.71
16:11:24	11-01-2010	71.39	71.54	2.76	147	219.41	0.71
16:11:25	11-01-2010	71.39	71.52	2.76	147	219.41	0.71
16:11:26	11-01-2010	71.39	71.52	2.77	150	219.29	0.71
16:11:27	11-01-2010	71.37	71.52	2.77	147	219.35	0.71
16:11:28	11-01-2010	71.37	71.52	2.77	150	219.35	0.71
16:11:29	11-01-2010	71.35	71.52	2.77	150	219.35	0.71
16:11:30	11-01-2010	71.35	71.50	2.77	150	219.41	0.71
16:11:31	11-01-2010	71.35	71.52	2.76	150	219.35	0.71
16:11:32	11-01-2010	71.33	71.50	2.77	150	219.41	0.71
16:11:33	11-01-2010	71.35	71.50	2.77	150	219.41	0.71
16:11:34	11-01-2010	71.35	71.48	2.77	147	219.35	0.71
16:11:35	11-01-2010	71.35	71.50	2.76	150	219.35	0.71
16:11:36	11-01-2010	71.33	71.52	2.77	147	219.35	0.71
16:11:37	11-01-2010	71.35	71.48	2.74	153	219.35	0.71
16:11:38	11-01-2010	71.33	71.48	2.77	150	219.35	0.71
16:11:39	11-01-2010	71.33	71.48	2.74	150	219.35	0.71
16:11:40	11-01-2010	71.33	71.48	2.74	150	219.35	0.71
16:11:41	11-01-2010	71.31	71.48	2.74	147	219.35	0.71
16:11:42	11-01-2010	71.33	71.48	2.76	147	219.35	0.71
16:11:43	11-01-2010	71.31	71.48	2.77	150	219.35	0.71
16:11:44	11-01-2010	71.28	71.43	2.76	147	219.35	0.71
16:11:45	11-01-2010	71.28	71.46	2.76	147	219.35	0.71
16:11:46	11-01-2010	71.28	71.46	2.76	147	219.35	0.71
16:11:47	11-01-2010	71.31	71.46	2.76	150	219.35	0.71
16:11:48	11-01-2010	71.28	71.43	2.77	150	219.35	0.71
16:11:49	11-01-2010	71.28	71.43	2.77	150	219.35	0.71
16:11:50	11-01-2010	71.26	71.43	2.77	150	219.35	0.71
16:11:51	11-01-2010	71.26	71.43	2.77	153	219.35	0.71
16:11:52	11-01-2010	71.28	71.43	2.77	147	219.35	0.71
16:11:53	11-01-2010	71.26	71.43	2.77	150	219.41	0.71
16:11:54	11-01-2010	71.26	71.43	2.77	150	219.35	0.71
16:11:55	11-01-2010	71.26	71.41	2.79	147	219.35	0.71

DEEP EARTH TEMPERATURE DATA SET:							
<u>TIME</u>	<u>DATE</u>	<u>EWT</u>	<u>LWT</u>	<u>FLOW</u>	<u>TWATT</u>	<u>HTRV</u>	<u>HTRA</u>
16:11:56	11-01-2010	71.24	71.41	2.77	150	219.35	0.71
16:11:57	11-01-2010	71.24	71.41	2.77	150	219.35	0.71
16:11:58	11-01-2010	71.24	71.41	2.76	150	219.35	0.71
16:11:59	11-01-2010	71.24	71.41	2.76	150	219.35	0.71
16:12:00	11-01-2010	71.24	71.39	2.74	150	219.35	0.71
16:12:01	11-01-2010	71.24	71.39	2.74	150	219.35	0.71
16:12:02	11-01-2010	71.20	71.39	2.76	150	219.35	0.71
16:12:03	11-01-2010	71.20	71.37	2.76	147	219.35	0.71
16:12:04	11-01-2010	71.22	71.39	2.79	150	219.35	0.71
16:12:05	11-01-2010	71.22	71.39	2.79	150	219.35	0.71
16:12:06	11-01-2010	71.20	71.37	2.76	150	219.41	0.71
16:12:07	11-01-2010	71.22	71.37	2.76	150	219.35	0.71
16:12:08	11-01-2010	71.22	71.37	2.74	150	219.35	0.71
16:12:09	11-01-2010	71.20	71.35	2.77	147	219.35	0.71
16:12:10	11-01-2010	71.20	71.35	2.77	150	219.35	0.71
16:12:11	11-01-2010	71.20	71.35	2.77	150	219.35	0.71
16:12:12	11-01-2010	71.20	71.35	2.77	150	219.35	0.71
16:12:13	11-01-2010	71.18	71.35	2.76	147	219.35	0.71
16:12:14	11-01-2010	71.18	71.33	2.76	147	219.35	0.71
16:12:15	11-01-2010	71.18	71.33	2.77	150	219.35	0.71
16:12:16	11-01-2010	71.18	71.33	2.77	150	219.35	0.71
16:12:17	11-01-2010	71.16	71.33	2.74	150	219.35	0.71
16:12:18	11-01-2010	71.16	71.33	2.76	150	219.35	0.71
16:12:19	11-01-2010	71.16	71.30	2.76	153	219.35	0.71
16:12:20	11-01-2010	71.16	71.33	2.77	153	219.41	0.71
16:12:21	11-01-2010	71.16	71.33	2.77	153	219.41	0.71
16:12:22	11-01-2010	71.13	71.30	2.77	150	219.35	0.71
16:12:23	11-01-2010	71.11	71.28	2.77	153	219.35	0.71
16:12:24	11-01-2010	71.16	71.28	2.77	150	219.35	0.71
16:12:25	11-01-2010	71.16	71.28	2.77	150	219.35	0.71
16:12:26	11-01-2010	71.11	71.28	2.79	150	219.35	0.71
16:12:27	11-01-2010	71.11	71.26	2.76	150	219.41	0.71
16:12:28	11-01-2010	71.11	71.28	2.77	150	219.35	0.71
16:12:29	11-01-2010	71.11	71.28	2.76	153	219.35	0.71
16:12:30	11-01-2010	71.13	71.28	2.74	147	219.35	0.71
16:12:31	11-01-2010	71.11	71.26	2.74	150	219.35	0.71
16:12:32	11-01-2010	71.11	71.26	2.76	147	219.35	0.71
16:12:33	11-01-2010	71.11	71.24	2.79	150	219.41	0.71
16:12:34	11-01-2010	71.07	71.26	2.77	150	219.35	0.71
16:12:35	11-01-2010	71.09	71.26	2.76	153	219.35	0.71
16:12:36	11-01-2010	71.09	71.26	2.76	153	219.35	0.71
16:12:37	11-01-2010	71.09	71.24	2.74	147	219.35	0.71
16:12:38	11-01-2010	71.09	71.24	2.76	153	219.35	0.71
16:12:39	11-01-2010	71.07	71.26	2.74	153	219.35	0.71
16:12:40	11-01-2010	71.07	71.22	2.77	147	219.41	0.71

DEEP EARTH TEMPERATURE DATA SET:							
<u>TIME</u>	<u>DATE</u>	<u>EWT</u>	<u>LWT</u>	<u>FLOW</u>	<u>TWATT</u>	<u>HTRV</u>	<u>HTRA</u>
16:12:41	11-01-2010	71.07	71.24	2.77	147	219.35	0.71
16:12:42	11-01-2010	71.07	71.24	2.76	150	219.35	0.71
16:12:43	11-01-2010	71.07	71.22	2.74	150	219.35	0.71
16:12:44	11-01-2010	71.07	71.22	2.77	150	219.35	0.71
16:12:45	11-01-2010	71.07	71.22	2.77	150	219.35	0.71
16:12:46	11-01-2010	71.03	71.20	2.77	147	219.35	0.71
16:12:47	11-01-2010	71.05	71.22	2.77	147	219.41	0.71
16:12:48	11-01-2010	71.05	71.20	2.77	150	219.35	0.71
16:12:49	11-01-2010	71.05	71.20	2.79	150	219.35	0.71
16:12:50	11-01-2010	71.05	71.20	2.76	147	219.35	0.71
16:12:51	11-01-2010	71.05	71.18	2.79	150	219.35	0.71
16:12:52	11-01-2010	71.05	71.20	2.74	150	219.35	0.71
16:12:53	11-01-2010	71.05	71.20	2.74	150	219.35	0.71
16:12:54	11-01-2010	71.05	71.20	2.74	150	219.35	0.71
16:12:55	11-01-2010	71.03	71.18	2.76	147	219.41	0.71
16:12:56	11-01-2010	71.07	71.18	2.76	153	219.35	0.71
16:12:57	11-01-2010	71.03	71.18	2.76	150	219.41	0.71
16:12:58	11-01-2010	71.03	71.15	2.74	147	219.35	0.71
16:12:59	11-01-2010	71.00	71.18	2.77	150	219.35	0.71
16:13:00	11-01-2010	71.00	71.18	2.76	147	219.35	0.71
16:13:01	11-01-2010	71.00	71.15	2.76	145	219.41	0.71
16:13:02	11-01-2010	71.00	71.15	2.76	145	219.41	0.71
16:13:03	11-01-2010	71.00	71.15	2.77	150	219.35	0.71
16:13:04	11-01-2010	70.98	71.15	2.76	145	219.35	0.71
16:13:05	11-01-2010	70.98	71.15	2.76	145	219.35	0.71
16:13:06	11-01-2010	71.00	71.15	2.76	150	219.41	0.71
16:13:07	11-01-2010	71.00	71.13	2.76	150	219.41	0.71
16:13:08	11-01-2010	71.00	71.15	2.77	153	219.35	0.71
16:13:09	11-01-2010	70.98	71.13	2.76	150	219.35	0.71
16:13:10	11-01-2010	71.00	71.13	2.77	150	219.41	0.71
16:13:11	11-01-2010	70.98	71.13	2.74	153	219.35	0.71
16:13:12	11-01-2010	70.98	71.11	2.77	147	219.47	0.71
16:13:13	11-01-2010	71.00	71.13	2.76	150	219.35	0.71
16:13:14	11-01-2010	71.00	71.13	2.76	145	219.35	0.71
16:13:15	11-01-2010	70.98	71.11	2.76	150	219.35	0.71
16:13:16	11-01-2010	71.00	71.11	2.79	150	219.35	0.71
16:13:17	11-01-2010	71.00	71.11	2.77	147	219.35	0.71
16:13:18	11-01-2010	70.98	71.11	2.79	153	219.35	0.71
16:13:19	11-01-2010	70.98	71.11	2.77	150	219.35	0.71
16:13:20	11-01-2010	70.98	71.11	2.77	150	219.35	0.71
16:13:21	11-01-2010	70.98	71.11	2.77	150	219.35	0.71
16:13:22	11-01-2010	70.98	71.09	2.77	150	219.35	0.71
16:13:23	11-01-2010	70.98	71.11	2.77	150	219.35	0.71
16:13:24	11-01-2010	70.98	71.11	2.77	150	219.35	0.71
16:13:25	11-01-2010	70.98	71.11	2.77	150	219.35	0.71

DEEP EARTH TEMPERATURE DATA SET:							
<u>TIME</u>	<u>DATE</u>	<u>EWT</u>	<u>LWT</u>	<u>FLOW</u>	<u>TWATT</u>	<u>HTRV</u>	<u>HTRA</u>
16:13:26	11-01-2010	70.98	71.09	2.76	150	219.35	0.71
16:13:27	11-01-2010	70.96	71.09	2.77	150	219.35	0.71
16:13:28	11-01-2010	70.98	71.11	2.77	147	219.41	0.71
16:13:29	11-01-2010	70.94	71.09	2.81	150	219.35	0.71
16:13:30	11-01-2010	70.94	71.09	2.81	150	219.35	0.71
16:13:31	11-01-2010	70.94	71.09	2.81	150	219.35	0.71
16:13:32	11-01-2010	70.98	71.09	2.76	153	219.35	0.71
16:13:33	11-01-2010	70.94	71.09	2.77	150	219.35	0.71
16:13:34	11-01-2010	70.96	71.09	2.76	150	219.35	0.71
16:13:35	11-01-2010	70.96	71.09	2.74	150	219.41	0.71
16:13:36	11-01-2010	70.96	71.09	2.74	150	219.41	0.71
16:13:37	11-01-2010	70.96	71.09	2.77	153	219.41	0.71
16:13:38	11-01-2010	70.96	71.09	2.77	153	219.41	0.71
16:13:39	11-01-2010	70.96	71.11	2.77	150	219.41	0.71
16:13:40	11-01-2010	70.96	71.07	2.77	150	219.41	0.71
16:13:41	11-01-2010	70.98	71.07	2.77	147	219.41	0.71
16:13:42	11-01-2010	70.98	71.09	2.77	153	219.41	0.71
16:13:43	11-01-2010	70.98	71.07	2.77	153	219.47	0.71
16:13:44	11-01-2010	70.98	71.09	2.77	153	219.41	0.71
16:13:45	11-01-2010	70.96	71.09	2.77	150	219.47	0.71
16:13:46	11-01-2010	70.96	71.09	2.77	150	219.47	0.71
16:13:47	11-01-2010	70.96	71.07	2.76	147	219.47	0.71
16:13:48	11-01-2010	70.96	71.07	2.76	147	219.47	0.71
16:13:49	11-01-2010	70.98	71.09	2.79	150	219.41	0.71
16:13:50	11-01-2010	70.98	71.07	2.74	150	219.41	0.71
16:13:51	11-01-2010	70.98	71.07	2.79	150	219.41	0.71
16:13:52	11-01-2010	71.00	71.09	2.77	153	219.35	0.71
16:13:53	11-01-2010	71.00	71.09	2.77	153	219.35	0.71
16:13:54	11-01-2010	70.98	71.07	2.77	147	219.35	0.71
16:13:55	11-01-2010	70.98	71.07	2.76	150	219.41	0.71
16:13:56	11-01-2010	71.00	71.07	2.77	150	219.41	0.71
16:13:57	11-01-2010	71.00	71.07	2.77	150	219.41	0.71
16:13:58	11-01-2010	71.00	71.09	2.76	150	219.41	0.71
16:13:59	11-01-2010	71.03	71.09	2.76	150	219.41	0.71
16:14:00	11-01-2010	71.03	71.09	2.76	150	219.41	0.71
16:14:01	11-01-2010	71.05	71.09	2.77	150	219.35	0.71
16:14:02	11-01-2010	71.03	71.09	2.74	147	219.41	0.71
16:14:03	11-01-2010	71.05	71.09	2.74	150	219.41	0.71
16:14:04	11-01-2010	71.03	71.09	2.76	150	219.41	0.71
16:14:05	11-01-2010	71.05	71.09	2.74	150	219.35	0.71
16:14:06	11-01-2010	71.07	71.09	2.72	150	219.47	0.71
16:14:07	11-01-2010	71.07	71.09	2.74	150	219.47	0.71
16:14:08	11-01-2010	71.09	71.09	2.74	150	219.41	0.71
16:14:09	11-01-2010	71.09	71.11	2.72	150	219.47	0.71
16:14:10	11-01-2010	71.11	71.09	2.72	150	219.29	0.71

DEEP EARTH TEMPERATURE DATA SET:							
<u>TIME</u>	<u>DATE</u>	<u>EWT</u>	<u>LWT</u>	<u>FLOW</u>	<u>TWATT</u>	<u>HTRV</u>	<u>HTRA</u>
16:14:11	11-01-2010	71.11	71.11	2.72	153	219.47	0.71
16:14:12	11-01-2010	71.13	71.11	2.72	153	219.47	0.71
16:14:13	11-01-2010	71.13	71.13	2.68	150	219.41	0.71
16:14:14	11-01-2010	71.13	71.13	2.68	150	219.35	0.71
16:14:15	11-01-2010	71.13	71.13	2.68	150	219.35	0.71
16:14:16	11-01-2010	71.13	71.13	2.68	150	219.35	0.71
16:14:17	11-01-2010	71.18	71.15	2.55	150	219.41	0.71
16:14:18	11-01-2010	71.20	71.15	2.59	150	219.47	0.71
16:14:19	11-01-2010	71.22	71.15	2.66	150	219.41	0.71
16:14:20	11-01-2010	71.22	71.18	2.70	153	219.35	0.71
16:14:21	11-01-2010	71.22	71.18	2.70	153	219.35	0.71
16:14:22	11-01-2010	71.22	71.20	2.70	150	219.41	0.71
16:14:23	11-01-2010	71.24	71.20	2.72	147	219.47	0.71
16:14:24	11-01-2010	71.24	71.20	2.70	147	219.41	0.71
16:14:25	11-01-2010	71.28	71.22	2.74	150	219.35	0.71
16:14:26	11-01-2010	71.28	71.24	2.72	150	219.35	0.71
16:14:27	11-01-2010	71.28	71.24	2.74	150	219.41	0.71
16:14:28	11-01-2010	71.28	71.26	2.76	150	219.47	0.71
16:14:29	11-01-2010	71.35	71.24	2.76	150	219.47	0.71
16:14:30	11-01-2010	71.35	71.24	2.76	150	219.47	0.71
16:14:31	11-01-2010	71.35	71.28	2.74	150	219.35	0.71
16:14:32	11-01-2010	71.37	71.28	2.72	147	219.41	0.71
16:14:33	11-01-2010	71.37	71.28	2.76	150	219.47	0.71
16:14:34	11-01-2010	71.37	71.28	2.76	150	219.47	0.71
16:14:35	11-01-2010	71.41	71.33	2.72	147	219.41	0.71
16:14:36	11-01-2010	71.39	71.33	2.72	150	219.41	0.71
16:14:37	11-01-2010	71.41	71.35	2.72	147	219.41	0.71
16:14:38	11-01-2010	71.44	71.37	2.72	150	219.41	0.71
16:14:39	11-01-2010	71.44	71.35	2.70	150	219.41	0.71
16:14:40	11-01-2010	71.44	71.37	2.70	150	219.47	0.71
16:14:41	11-01-2010	71.46	71.39	2.72	147	219.35	0.71
16:14:42	11-01-2010	71.48	71.39	2.70	153	219.35	0.71
16:14:43	11-01-2010	71.48	71.39	2.68	147	219.47	0.71
16:14:44	11-01-2010	71.48	71.41	2.72	153	219.35	0.71
16:14:45	11-01-2010	71.48	71.41	2.72	153	219.35	0.71
16:14:46	11-01-2010	71.52	71.43	2.70	147	219.41	0.71
16:14:47	11-01-2010	71.52	71.46	2.70	150	219.47	0.71
16:14:48	11-01-2010	71.52	71.46	2.68	150	219.47	0.71
16:14:49	11-01-2010	71.54	71.48	2.70	150	219.35	0.71
16:14:50	11-01-2010	71.54	71.48	2.68	153	219.47	0.71
16:14:51	11-01-2010	71.59	71.50	2.68	150	219.35	0.71
16:14:52	11-01-2010	71.56	71.52	2.70	147	219.41	0.71
16:14:53	11-01-2010	71.56	71.50	2.66	147	219.47	0.71
16:14:54	11-01-2010	71.59	71.54	2.70	150	219.35	0.71
16:14:55	11-01-2010	71.61	71.54	2.66	150	219.41	0.71

DEEP EARTH TEMPERATURE DATA SET:							
<u>TIME</u>	<u>DATE</u>	<u>EWT</u>	<u>LWT</u>	<u>FLOW</u>	<u>TWATT</u>	<u>HTRV</u>	<u>HTRA</u>
16:14:56	11-01-2010	71.61	71.54	2.68	153	219.41	0.71
16:14:57	11-01-2010	71.61	71.54	2.68	153	219.47	0.71
16:14:58	11-01-2010	71.61	71.56	2.57	150	219.47	0.71
16:14:59	11-01-2010	71.63	71.58	2.57	150	219.35	0.71
16:15:00	11-01-2010	71.63	71.58	2.57	150	219.47	0.71
16:15:01	11-01-2010	71.63	71.58	2.59	147	219.41	0.71
16:15:02	11-01-2010	71.63	71.58	2.59	147	219.41	0.71
16:15:03	11-01-2010	71.67	71.61	2.68	147	219.47	0.71
16:15:04	11-01-2010	71.67	71.61	2.72	150	219.35	0.71
16:15:05	11-01-2010	71.67	71.63	2.70	147	219.41	0.71
16:15:06	11-01-2010	71.67	71.63	2.70	150	219.35	0.71
16:15:07	11-01-2010	71.69	71.65	2.70	150	219.41	0.71
16:15:08	11-01-2010	71.69	71.65	2.70	150	219.41	0.71
16:15:09	11-01-2010	71.69	71.67	2.74	150	219.35	0.71
16:15:10	11-01-2010	71.69	71.67	2.74	150	219.35	0.71
16:15:11	11-01-2010	71.69	71.67	2.74	150	219.35	0.71
16:15:12	11-01-2010	71.69	71.67	2.74	150	219.35	0.71
16:15:13	11-01-2010	71.74	71.69	2.72	153	219.41	0.71
16:15:14	11-01-2010	71.72	71.69	2.74	150	219.35	0.71
16:15:15	11-01-2010	71.74	71.71	2.72	150	219.35	0.71
16:15:16	11-01-2010	71.72	71.74	2.72	150	219.41	0.71
16:15:17	11-01-2010	71.72	71.74	2.72	150	219.41	0.71
16:15:18	11-01-2010	71.76	71.74	2.70	150	219.41	0.71
16:15:19	11-01-2010	71.76	71.74	2.70	150	219.41	0.71
16:15:20	11-01-2010	71.76	71.76	2.68	147	219.35	0.71
16:15:21	11-01-2010	71.78	71.76	2.70	147	219.41	0.71
16:15:22	11-01-2010	71.80	71.76	2.74	153	219.41	0.71
16:15:23	11-01-2010	71.76	71.76	2.70	147	219.35	0.71
16:15:24	11-01-2010	71.76	71.76	2.70	147	219.35	0.71
16:15:25	11-01-2010	71.76	71.80	2.70	150	219.35	0.71
16:15:26	11-01-2010	71.76	71.78	2.74	150	219.41	0.71
16:15:27	11-01-2010	71.76	71.78	2.74	150	219.41	0.71
16:15:28	11-01-2010	71.80	71.80	2.72	150	219.41	0.71
16:15:29	11-01-2010	71.78	71.80	2.70	150	219.35	0.71
16:15:30	11-01-2010	71.78	71.82	2.74	147	219.41	0.71
16:15:31	11-01-2010	71.78	71.82	2.70	150	219.35	0.71
16:15:32	11-01-2010	71.78	71.82	2.72	150	219.41	0.71
16:15:33	11-01-2010	71.78	71.82	2.72	150	219.41	0.71
16:15:34	11-01-2010	71.80	71.84	2.70	150	219.35	0.71
16:15:35	11-01-2010	71.78	71.84	2.68	147	219.41	0.71
16:15:36	11-01-2010	71.78	71.84	2.72	150	219.41	0.71
16:15:37	11-01-2010	71.78	71.87	2.72	150	219.35	0.71
16:15:38	11-01-2010	71.78	71.84	2.68	150	219.47	0.71
16:15:39	11-01-2010	71.78	71.84	2.68	150	219.47	0.71
16:15:40	11-01-2010	71.78	71.87	2.70	150	219.41	0.71

DEEP EARTH TEMPERATURE DATA SET:							
<u>TIME</u>	<u>DATE</u>	<u>EWT</u>	<u>LWT</u>	<u>FLOW</u>	<u>TWATT</u>	<u>HTRV</u>	<u>HTRA</u>
16:15:41	11-01-2010	71.78	71.87	2.70	150	219.41	0.71
16:15:42	11-01-2010	71.78	71.87	2.70	150	219.41	0.71
16:15:43	11-01-2010	71.78	71.84	2.72	150	219.35	0.71
16:15:44	11-01-2010	71.78	71.87	2.72	150	219.41	0.71
16:15:45	11-01-2010	71.78	71.87	2.70	147	219.47	0.71
16:15:46	11-01-2010	71.76	71.87	2.68	150	219.47	0.71
16:15:47	11-01-2010	71.76	71.87	2.72	150	219.41	0.71
16:15:48	11-01-2010	71.76	71.87	2.72	147	219.35	0.71
16:15:49	11-01-2010	71.76	71.87	2.72	150	219.41	0.71
16:15:50	11-01-2010	71.76	71.89	2.72	145	219.41	0.71
16:15:51	11-01-2010	71.76	71.87	2.72	150	219.41	0.71
16:15:52	11-01-2010	71.74	71.89	2.74	150	219.35	0.71
16:15:53	11-01-2010	71.76	71.87	2.72	150	219.41	0.71
16:15:54	11-01-2010	71.74	71.87	2.72	150	219.41	0.71
16:15:55	11-01-2010	71.72	71.87	2.72	150	219.41	0.71
16:15:56	11-01-2010	71.72	71.89	2.70	150	219.41	0.71
16:15:57	11-01-2010	71.72	71.89	2.70	150	219.41	0.71
16:15:58	11-01-2010	71.72	71.87	2.70	150	219.35	0.71
16:15:59	11-01-2010	71.72	71.87	2.74	147	219.41	0.71
16:16:00	11-01-2010	71.69	71.87	2.72	150	219.41	0.71
16:16:01	11-01-2010	71.69	71.87	2.70	150	219.41	0.71
16:16:02	11-01-2010	71.69	71.87	2.70	150	219.41	0.71
16:16:03	11-01-2010	71.69	71.84	2.74	150	219.41	0.71
16:16:04	11-01-2010	71.69	71.87	2.72	147	219.35	0.71
16:16:05	11-01-2010	71.69	71.87	2.72	147	219.35	0.71
16:16:06	11-01-2010	71.67	71.82	2.59	147	219.41	0.71
16:16:07	11-01-2010	71.67	71.84	2.65	147	219.41	0.71
16:16:08	11-01-2010	71.67	71.84	2.65	147	219.35	0.71
16:16:09	11-01-2010	71.67	71.82	2.65	145	219.35	0.71
16:16:10	11-01-2010	71.67	71.82	2.68	150	219.29	0.71
16:16:11	11-01-2010	71.63	71.82	2.65	147	219.35	0.71
16:16:12	11-01-2010	71.63	71.82	2.66	150	219.41	0.71
16:16:13	11-01-2010	71.65	71.82	2.70	147	219.41	0.71
16:16:14	11-01-2010	71.63	71.82	2.74	147	219.41	0.71
16:16:15	11-01-2010	71.63	71.82	2.72	150	219.41	0.71
16:16:16	11-01-2010	71.63	71.78	2.76	147	219.41	0.71
16:16:17	11-01-2010	71.63	71.80	2.77	147	219.35	0.71
16:16:18	11-01-2010	71.63	71.80	2.77	147	219.35	0.71
16:16:19	11-01-2010	71.61	71.78	2.76	153	219.35	0.71
16:16:20	11-01-2010	71.61	71.78	2.77	150	219.35	0.71
16:16:21	11-01-2010	71.61	71.78	2.77	150	219.41	0.71
16:16:22	11-01-2010	71.61	71.78	2.77	150	219.35	0.71
16:16:23	11-01-2010	71.59	71.78	2.79	153	219.41	0.71
16:16:24	11-01-2010	71.56	71.76	2.77	147	219.41	0.71
16:16:25	11-01-2010	71.59	71.76	2.79	153	219.35	0.71

DEEP EARTH TEMPERATURE DATA SET:							
<u>TIME</u>	<u>DATE</u>	<u>EWT</u>	<u>LWT</u>	<u>FLOW</u>	<u>TWATT</u>	<u>HTRV</u>	<u>HTRA</u>
16:16:26	11-01-2010	71.56	71.76	2.79	150	219.35	0.71
16:16:27	11-01-2010	71.56	71.76	2.79	150	219.35	0.71
16:16:28	11-01-2010	71.54	71.76	2.77	153	219.35	0.71
16:16:29	11-01-2010	71.54	71.74	2.81	153	219.35	0.71
16:16:30	11-01-2010	71.54	71.74	2.79	147	219.35	0.71
16:16:31	11-01-2010	71.56	71.74	2.77	150	219.35	0.71
16:16:32	11-01-2010	71.54	71.74	2.77	150	219.35	0.71
16:16:33	11-01-2010	71.54	71.71	2.77	153	219.35	0.71
16:16:34	11-01-2010	71.54	71.69	2.79	150	219.35	0.71
16:16:35	11-01-2010	71.52	71.71	2.77	150	219.35	0.71
16:16:36	11-01-2010	71.54	71.71	2.77	147	219.35	0.71
16:16:37	11-01-2010	71.52	71.71	2.77	150	219.35	0.71
16:16:38	11-01-2010	71.50	71.69	2.79	147	219.41	0.71
16:16:39	11-01-2010	71.50	71.69	2.79	150	219.35	0.71
16:16:40	11-01-2010	71.52	71.69	2.79	150	219.29	0.71
16:16:41	11-01-2010	71.52	71.69	2.79	150	219.35	0.71
16:16:42	11-01-2010	71.50	71.69	2.81	150	219.35	0.71
16:16:43	11-01-2010	71.50	71.69	2.79	150	219.35	0.71
16:16:44	11-01-2010	71.50	71.69	2.79	150	219.35	0.71
16:16:45	11-01-2010	71.48	71.67	2.79	147	219.35	0.71
16:16:46	11-01-2010	71.50	71.65	2.79	150	219.35	0.71
16:16:47	11-01-2010	71.48	71.65	2.79	147	219.35	0.71
16:16:48	11-01-2010	71.48	71.65	2.79	147	219.35	0.71
16:16:49	11-01-2010	71.48	71.65	2.79	147	219.35	0.71
16:16:50	11-01-2010	71.46	71.67	2.79	147	219.41	0.71
16:16:51	11-01-2010	71.48	71.65	2.79	150	219.35	0.71
16:16:52	11-01-2010	71.46	71.63	2.81	150	219.35	0.71
16:16:53	11-01-2010	71.46	71.61	2.81	150	219.41	0.71
16:16:54	11-01-2010	71.46	71.63	2.77	150	219.35	0.71
16:16:55	11-01-2010	71.46	71.63	2.77	150	219.35	0.71
16:16:56	11-01-2010	71.46	71.61	2.79	150	219.29	0.71
16:16:57	11-01-2010	71.46	71.61	2.79	147	219.35	0.71
16:16:58	11-01-2010	71.44	71.63	2.81	150	219.41	0.71
16:16:59	11-01-2010	71.44	71.61	2.79	150	219.35	0.71
16:17:00	11-01-2010	71.44	71.61	2.79	150	219.35	0.71
16:17:01	11-01-2010	71.44	71.61	2.79	150	219.35	0.71
16:17:02	11-01-2010	71.41	71.58	2.79	150	219.41	0.71
16:17:03	11-01-2010	71.44	71.58	2.83	150	219.41	0.71
16:17:04	11-01-2010	71.44	71.58	2.79	150	219.41	0.71
16:17:05	11-01-2010	71.41	71.61	2.79	153	219.41	0.71
16:17:06	11-01-2010	71.41	71.58	2.79	147	219.35	0.71
16:17:07	11-01-2010	71.41	71.61	2.81	150	219.35	0.71
16:17:08	11-01-2010	71.41	71.58	2.77	150	219.41	0.71
16:17:09	11-01-2010	71.41	71.56	2.79	150	219.35	0.71
16:17:10	11-01-2010	71.39	71.56	2.79	150	219.41	0.71

DEEP EARTH TEMPERATURE DATA SET:							
<u>TIME</u>	<u>DATE</u>	<u>EWT</u>	<u>LWT</u>	<u>FLOW</u>	<u>TWATT</u>	<u>HTRV</u>	<u>HTRA</u>
16:17:11	11-01-2010	71.41	71.56	2.79	150	219.35	0.71
16:17:12	11-01-2010	71.44	71.56	2.77	150	219.35	0.71
16:17:13	11-01-2010	71.41	71.56	2.81	150	219.41	0.71
16:17:14	11-01-2010	71.41	71.56	2.79	147	219.35	0.71
16:17:15	11-01-2010	71.41	71.56	2.79	147	219.35	0.71
16:17:16	11-01-2010	71.37	71.56	2.77	153	219.35	0.71
16:17:17	11-01-2010	71.39	71.54	2.79	150	219.29	0.71
16:17:18	11-01-2010	71.39	71.54	2.77	147	219.35	0.71
16:17:19	11-01-2010	71.37	71.52	2.79	150	219.29	0.71
16:17:20	11-01-2010	71.41	71.52	2.81	153	219.35	0.71
16:17:21	11-01-2010	71.41	71.52	2.81	153	219.35	0.71
16:17:22	11-01-2010	71.41	71.52	2.81	153	219.35	0.71
16:17:23	11-01-2010	71.37	71.52	2.79	153	219.35	0.71
16:17:24	11-01-2010	71.37	71.52	2.81	150	219.29	0.71
16:17:25	11-01-2010	71.39	71.52	2.81	150	219.35	0.71
16:17:26	11-01-2010	71.39	71.52	2.79	153	219.29	0.71
16:17:27	11-01-2010	71.37	71.50	2.81	147	219.35	0.71
16:17:28	11-01-2010	71.37	71.52	2.79	150	219.23	0.71
16:17:29	11-01-2010	71.35	71.50	2.81	150	219.35	0.71
16:17:30	11-01-2010	71.37	71.52	2.83	150	219.35	0.71
16:17:31	11-01-2010	71.37	71.52	2.77	147	219.35	0.71
16:17:32	11-01-2010	71.37	71.50	2.77	150	219.35	0.71
16:17:33	11-01-2010	71.37	71.48	2.77	145	219.35	0.71
16:17:34	11-01-2010	71.37	71.50	2.79	150	219.29	0.71
16:17:35	11-01-2010	71.37	71.50	2.79	150	219.29	0.71
16:17:36	11-01-2010	71.37	71.50	2.79	150	219.29	0.71
16:17:37	11-01-2010	71.39	71.50	2.81	153	219.29	0.71
16:17:38	11-01-2010	71.37	71.50	2.79	153	219.29	0.71
16:17:39	11-01-2010	71.35	71.48	2.81	147	219.35	0.71
16:17:40	11-01-2010	71.37	71.48	2.81	155	219.35	0.77
16:17:41	11-01-2010	71.37	71.50	2.81	147	219.35	0.71
16:17:42	11-01-2010	71.37	71.48	2.83	150	219.29	0.71
16:17:43	11-01-2010	71.37	71.48	2.79	150	219.35	0.71
16:17:44	11-01-2010	71.37	71.48	2.81	147	219.35	0.71
16:17:45	11-01-2010	71.35	71.48	2.81	150	219.35	0.71
16:17:46	11-01-2010	71.35	71.50	2.81	150	219.35	0.71
16:17:47	11-01-2010	71.37	71.48	2.79	150	219.35	0.71
16:17:48	11-01-2010	71.37	71.48	2.79	150	219.35	0.71
16:17:49	11-01-2010	71.37	71.48	2.81	150	219.35	0.71
16:17:50	11-01-2010	71.37	71.48	2.79	150	219.35	0.71
16:17:51	11-01-2010	71.37	71.48	2.81	150	219.35	0.71
16:17:52	11-01-2010	71.37	71.46	2.81	153	219.35	0.71
16:17:53	11-01-2010	71.37	71.46	2.81	153	219.35	0.71
16:17:54	11-01-2010	71.37	71.46	2.81	153	219.35	0.71
16:17:55	11-01-2010	71.35	71.48	2.79	150	219.41	0.71

DEEP EARTH TEMPERATURE DATA SET:							
<u>TIME</u>	<u>DATE</u>	<u>EWT</u>	<u>LWT</u>	<u>FLOW</u>	<u>TWATT</u>	<u>HTRV</u>	<u>HTRA</u>
16:17:56	11-01-2010	71.37	71.48	2.77	150	219.35	0.71
16:17:57	11-01-2010	71.35	71.46	2.81	150	219.35	0.71
16:17:58	11-01-2010	71.33	71.46	2.81	150	219.35	0.71
16:17:59	11-01-2010	71.35	71.48	2.81	150	219.35	0.71
16:18:00	11-01-2010	71.33	71.46	2.81	150	219.35	0.71
16:18:01	11-01-2010	71.35	71.46	2.83	147	219.35	0.71
16:18:02	11-01-2010	71.35	71.46	2.83	147	219.35	0.71
16:18:03	11-01-2010	71.33	71.46	2.79	147	219.35	0.71
16:18:04	11-01-2010	71.33	71.46	2.79	153	219.35	0.71
16:18:05	11-01-2010	71.33	71.46	2.81	150	219.35	0.71
16:18:06	11-01-2010	71.35	71.46	2.79	150	219.23	0.71
16:18:07	11-01-2010	71.35	71.43	2.81	150	219.35	0.71
16:18:08	11-01-2010	71.35	71.46	2.81	150	219.29	0.71
16:18:09	11-01-2010	71.35	71.46	2.83	150	219.35	0.71
16:18:10	11-01-2010	71.33	71.43	2.81	150	219.35	0.71
16:18:11	11-01-2010	71.35	71.43	2.81	147	219.29	0.71
16:18:12	11-01-2010	71.33	71.43	2.83	150	219.35	0.71
16:18:13	11-01-2010	71.33	71.46	2.77	150	219.35	0.71
16:18:14	11-01-2010	71.35	71.46	2.79	150	219.35	0.71
16:18:15	11-01-2010	71.35	71.46	2.81	150	219.41	0.71
16:18:16	11-01-2010	71.33	71.43	2.79	150	219.35	0.71
16:18:17	11-01-2010	71.33	71.43	2.79	150	219.35	0.71
16:18:18	11-01-2010	71.33	71.43	2.79	150	219.35	0.71
16:18:19	11-01-2010	71.31	71.46	2.79	150	219.35	0.71
16:18:20	11-01-2010	71.31	71.46	2.79	147	219.35	0.71
16:18:21	11-01-2010	71.33	71.43	2.81	147	219.35	0.71
16:18:22	11-01-2010	71.31	71.43	2.83	150	219.35	0.71
16:18:23	11-01-2010	71.31	71.43	2.81	153	219.35	0.71
16:18:24	11-01-2010	71.31	71.43	2.81	150	219.35	0.71
16:18:25	11-01-2010	71.31	71.43	2.79	150	219.35	0.71
16:18:26	11-01-2010	71.33	71.43	2.79	153	219.35	0.71
16:18:27	11-01-2010	71.31	71.46	2.81	150	219.41	0.71
16:18:28	11-01-2010	71.31	71.43	2.79	147	219.29	0.71
16:18:29	11-01-2010	71.31	71.43	2.79	150	219.29	0.71
16:18:30	11-01-2010	71.33	71.43	2.81	150	219.35	0.71
16:18:31	11-01-2010	71.33	71.43	2.83	150	219.35	0.71
16:18:32	11-01-2010	71.33	71.43	2.81	150	219.35	0.71
16:18:33	11-01-2010	71.31	71.41	2.83	147	219.35	0.71
16:18:34	11-01-2010	71.31	71.43	2.79	150	219.35	0.71
16:18:35	11-01-2010	71.33	71.43	2.79	147	219.35	0.71
16:18:36	11-01-2010	71.31	71.43	2.77	150	219.41	0.71
16:18:37	11-01-2010	71.33	71.41	2.77	147	219.41	0.71
16:18:38	11-01-2010	71.33	71.43	2.81	147	219.35	0.71
16:18:39	11-01-2010	71.33	71.43	2.83	150	219.35	0.71
16:18:40	11-01-2010	71.31	71.41	2.79	147	219.41	0.71

DEEP EARTH TEMPERATURE DATA SET:							
<u>TIME</u>	<u>DATE</u>	<u>EWT</u>	<u>LWT</u>	<u>FLOW</u>	<u>TWATT</u>	<u>HTRV</u>	<u>HTRA</u>
16:18:41	11-01-2010	71.31	71.43	2.79	150	219.35	0.71
16:18:42	11-01-2010	71.31	71.43	2.79	150	219.35	0.71
16:18:43	11-01-2010	71.33	71.43	2.83	153	219.41	0.71
16:18:44	11-01-2010	71.33	71.43	2.83	153	219.41	0.71
16:18:45	11-01-2010	71.31	71.43	2.79	147	219.41	0.71
16:18:46	11-01-2010	71.31	71.43	2.83	150	219.35	0.71
16:18:47	11-01-2010	71.31	71.41	2.83	153	219.41	0.71
16:18:48	11-01-2010	71.31	71.41	2.83	147	219.41	0.71
16:18:49	11-01-2010	71.33	71.43	2.83	147	219.41	0.71
16:18:50	11-01-2010	71.33	71.43	2.83	147	219.41	0.71
16:18:51	11-01-2010	71.31	71.43	2.83	147	219.41	0.71
16:18:52	11-01-2010	71.31	71.41	2.81	150	219.47	0.71
16:18:53	11-01-2010	71.33	71.43	2.83	150	219.47	0.71
16:18:54	11-01-2010	71.33	71.43	2.83	150	219.47	0.71
16:18:55	11-01-2010	71.31	71.43	2.85	150	219.35	0.71
16:18:56	11-01-2010	71.31	71.41	2.83	150	219.41	0.71
16:18:57	11-01-2010	71.31	71.41	2.81	147	219.41	0.71
16:18:58	11-01-2010	71.31	71.41	2.81	150	219.47	0.71
16:18:59	11-01-2010	71.33	71.41	2.81	153	219.47	0.71
16:19:00	11-01-2010	71.31	71.43	2.81	150	219.41	0.71
16:19:01	11-01-2010	71.31	71.41	2.83	150	219.35	0.71
16:19:02	11-01-2010	71.31	71.41	2.83	150	219.35	0.71
16:19:03	11-01-2010	71.33	71.41	2.81	150	219.35	0.71
16:19:04	11-01-2010	71.31	71.41	2.81	150	219.35	0.71
16:19:05	11-01-2010	71.31	71.41	2.83	147	219.47	0.71
16:19:06	11-01-2010	71.31	71.41	2.79	153	219.47	0.71
16:19:07	11-01-2010	71.31	71.41	2.81	150	219.47	0.71
16:19:08	11-01-2010	71.28	71.41	2.81	153	219.47	0.71
16:19:09	11-01-2010	71.31	71.43	2.81	150	219.41	0.71
16:19:10	11-01-2010	71.31	71.43	2.83	150	219.47	0.71
16:19:11	11-01-2010	71.35	71.43	2.81	150	219.41	0.71
16:19:12	11-01-2010	71.33	71.41	2.81	147	219.47	0.71
16:19:13	11-01-2010	71.31	71.41	2.83	147	219.47	0.71
16:19:14	11-01-2010	71.31	71.43	2.81	150	219.47	0.71
16:19:15	11-01-2010	71.31	71.41	2.81	150	219.35	0.71
16:19:16	11-01-2010	71.31	71.41	2.81	150	219.41	0.71
16:19:17	11-01-2010	71.28	71.39	2.81	147	219.47	0.71
16:19:18	11-01-2010	71.31	71.43	2.81	145	219.35	0.71
16:19:19	11-01-2010	71.31	71.43	2.83	150	219.47	0.71
16:19:20	11-01-2010	71.28	71.41	2.85	153	219.35	0.71
16:19:21	11-01-2010	71.28	71.41	2.85	153	219.35	0.71
16:19:22	11-01-2010	71.28	71.39	2.83	150	219.41	0.71
16:19:23	11-01-2010	71.31	71.43	2.81	153	219.41	0.71
16:19:24	11-01-2010	71.31	71.43	2.81	150	219.41	0.71
16:19:25	11-01-2010	71.31	71.41	2.79	150	219.47	0.71

DEEP EARTH TEMPERATURE DATA SET:							
<u>TIME</u>	<u>DATE</u>	<u>EWT</u>	<u>LWT</u>	<u>FLOW</u>	<u>TWATT</u>	<u>HTRV</u>	<u>HTRA</u>
16:19:26	11-01-2010	71.31	71.43	2.79	153	219.47	0.71
16:19:27	11-01-2010	71.33	71.43	2.83	153	219.47	0.71
16:19:28	11-01-2010	71.31	71.41	2.81	145	219.47	0.71
16:19:29	11-01-2010	71.31	71.41	2.83	150	219.41	0.71
16:19:30	11-01-2010	71.31	71.41	2.83	150	219.41	0.71
16:19:31	11-01-2010	71.31	71.41	2.83	150	219.41	0.71
16:19:32	11-01-2010	71.31	71.41	2.83	147	219.47	0.71
16:19:33	11-01-2010	71.31	71.41	2.81	153	219.41	0.71
16:19:34	11-01-2010	71.31	71.41	2.81	153	219.47	0.71
16:19:35	11-01-2010	71.31	71.41	2.81	153	219.47	0.71
16:19:36	11-01-2010	71.31	71.39	2.83	153	219.41	0.71
16:19:37	11-01-2010	71.31	71.41	2.83	150	219.47	0.71
16:19:38	11-01-2010	71.33	71.41	2.83	153	219.47	0.71
16:19:39	11-01-2010	71.37	71.43	2.81	153	219.41	0.71
16:19:40	11-01-2010	71.33	71.41	2.81	147	219.35	0.71
16:19:41	11-01-2010	71.33	71.41	2.81	153	219.35	0.71
16:19:42	11-01-2010	71.33	71.43	2.81	147	219.41	0.71
16:19:43	11-01-2010	71.33	71.43	2.83	150	219.41	0.71
16:19:44	11-01-2010	71.33	71.41	2.83	147	219.35	0.71
16:19:45	11-01-2010	71.33	71.43	2.83	150	219.41	0.71
16:19:46	11-01-2010	71.33	71.43	2.83	150	219.41	0.71
16:19:47	11-01-2010	71.33	71.41	2.79	153	219.41	0.71
16:19:48	11-01-2010	71.33	71.41	2.79	150	219.35	0.71
16:19:49	11-01-2010	71.31	71.43	2.83	147	219.41	0.71
16:19:50	11-01-2010	71.33	71.41	2.81	150	219.47	0.71
16:19:51	11-01-2010	71.33	71.43	2.81	150	219.35	0.71
16:19:52	11-01-2010	71.33	71.43	2.81	150	219.41	0.71
16:19:53	11-01-2010	71.33	71.43	2.81	153	219.35	0.71
16:19:54	11-01-2010	71.33	71.43	2.81	153	219.35	0.71
16:19:55	11-01-2010	71.31	71.43	2.83	150	219.41	0.71
16:19:56	11-01-2010	71.31	71.43	2.81	147	219.41	0.71
16:19:57	11-01-2010	71.33	71.43	2.79	153	219.41	0.71
16:19:58	11-01-2010	71.33	71.43	2.81	150	219.35	0.71
16:19:59	11-01-2010	71.35	71.43	2.81	150	219.35	0.71
16:20:00	11-01-2010	71.33	71.41	2.81	147	219.41	0.71
16:20:01	11-01-2010	71.33	71.43	2.83	147	219.35	0.71
16:20:02	11-01-2010	71.33	71.43	2.83	153	219.41	0.71
16:20:03	11-01-2010	71.35	71.43	2.79	150	219.35	0.71
16:20:04	11-01-2010	71.35	71.43	2.77	150	219.41	0.71
16:20:05	11-01-2010	71.35	71.43	2.81	150	219.35	0.71
16:20:06	11-01-2010	71.33	71.43	2.83	147	219.41	0.71
16:20:07	11-01-2010	71.33	71.43	2.81	147	219.41	0.71
16:20:08	11-01-2010	71.33	71.46	2.83	147	219.35	0.71
16:20:09	11-01-2010	71.33	71.43	2.85	150	219.35	0.71
16:20:10	11-01-2010	71.37	71.43	2.83	150	219.41	0.71

DEEP EARTH TEMPERATURE DATA SET:							
<u>TIME</u>	<u>DATE</u>	<u>EWT</u>	<u>LWT</u>	<u>FLOW</u>	<u>TWATT</u>	<u>HTRV</u>	<u>HTRA</u>
16:20:11	11-01-2010	71.35	71.43	2.81	150	219.41	0.71
16:20:12	11-01-2010	71.35	71.43	2.81	153	219.41	0.71
16:20:13	11-01-2010	71.33	71.43	2.79	153	219.47	0.71
16:20:14	11-01-2010	71.33	71.43	2.79	153	219.47	0.71
16:20:15	11-01-2010	71.33	71.43	2.81	150	219.35	0.71
16:20:16	11-01-2010	71.35	71.43	2.81	150	219.41	0.71
16:20:17	11-01-2010	71.35	71.43	2.81	150	219.41	0.71
16:20:18	11-01-2010	71.37	71.43	2.83	150	219.41	0.71
16:20:19	11-01-2010	71.35	71.43	2.79	147	219.41	0.71
16:20:20	11-01-2010	71.35	71.43	2.83	150	219.35	0.71
16:20:21	11-01-2010	71.35	71.43	2.79	153	219.35	0.71
16:20:22	11-01-2010	71.35	71.46	2.83	150	219.41	0.71
16:20:23	11-01-2010	71.35	71.43	2.85	147	219.35	0.71
16:20:24	11-01-2010	71.33	71.46	2.81	150	219.41	0.71
16:20:25	11-01-2010	71.35	71.43	2.81	147	219.35	0.71
16:20:26	11-01-2010	71.33	71.43	2.81	150	219.41	0.71
16:20:27	11-01-2010	71.37	71.43	2.85	147	219.41	0.71
16:20:28	11-01-2010	71.35	71.43	2.81	150	219.41	0.71
16:20:29	11-01-2010	71.37	71.46	2.83	150	219.35	0.71
16:20:30	11-01-2010	71.37	71.46	2.83	150	219.35	0.71
16:20:31	11-01-2010	71.37	71.46	2.85	150	219.41	0.71
16:20:32	11-01-2010	71.35	71.43	2.83	147	219.35	0.71
16:20:33	11-01-2010	71.33	71.43	2.83	153	219.41	0.71
16:20:34	11-01-2010	71.33	71.43	2.83	153	219.41	0.71
16:20:35	11-01-2010	71.35	71.43	2.81	145	219.35	0.71
16:20:36	11-01-2010	71.33	71.46	2.79	150	219.41	0.71
16:20:37	11-01-2010	71.35	71.43	2.83	150	219.41	0.71
16:20:38	11-01-2010	71.35	71.43	2.81	150	219.41	0.71
16:20:39	11-01-2010	71.35	71.43	2.81	150	219.41	0.71
16:20:40	11-01-2010	71.35	71.43	2.83	150	219.41	0.71
16:20:41	11-01-2010	71.35	71.43	2.81	150	219.35	0.71
16:20:42	11-01-2010	71.35	71.43	2.81	150	219.41	0.71
16:20:43	11-01-2010	71.35	71.43	2.83	150	219.41	0.71
16:20:44	11-01-2010	71.35	71.43	2.83	150	219.41	0.71
16:20:45	11-01-2010	71.35	71.46	2.81	150	219.41	0.71
16:20:46	11-01-2010	71.33	71.43	2.81	150	219.41	0.71
16:20:47	11-01-2010	71.33	71.43	2.81	150	219.41	0.71
16:20:48	11-01-2010	71.35	71.48	2.81	153	219.35	0.71
16:20:49	11-01-2010	71.35	71.43	2.83	147	219.41	0.71
16:20:50	11-01-2010	71.35	71.46	2.81	150	219.41	0.71
16:20:51	11-01-2010	71.37	71.43	2.81	150	219.41	0.71
16:20:52	11-01-2010	71.35	71.43	2.81	147	219.41	0.71
16:20:53	11-01-2010	71.35	71.43	2.83	150	219.41	0.71
16:20:54	11-01-2010	71.35	71.43	2.85	150	219.35	0.71
16:20:55	11-01-2010	71.35	71.43	2.85	150	219.35	0.71

DEEP EARTH TEMPERATURE DATA SET:							
<u>TIME</u>	<u>DATE</u>	<u>EWT</u>	<u>LWT</u>	<u>FLOW</u>	<u>TWATT</u>	<u>HTRV</u>	<u>HTRA</u>
16:20:56	11-01-2010	71.35	71.46	2.81	150	219.41	0.71
16:20:57	11-01-2010	71.35	71.46	2.85	147	219.35	0.71
16:20:58	11-01-2010	71.35	71.48	2.81	147	219.35	0.71
16:20:59	11-01-2010	71.35	71.43	2.81	150	219.29	0.71
16:21:00	11-01-2010	71.37	71.46	2.83	147	219.29	0.71
16:21:01	11-01-2010	71.35	71.46	2.79	153	219.35	0.71
16:21:02	11-01-2010	71.37	71.43	2.83	150	219.35	0.71
16:21:03	11-01-2010	71.35	71.46	2.83	147	219.35	0.71
16:21:04	11-01-2010	71.35	71.46	2.83	150	219.41	0.71
16:21:05	11-01-2010	71.35	71.46	2.81	153	219.41	0.71
16:21:06	11-01-2010	71.35	71.46	2.83	147	219.35	0.71
16:21:07	11-01-2010	71.35	71.43	2.81	147	219.35	0.71
16:21:08	11-01-2010	71.35	71.43	2.81	150	219.35	0.71
16:21:09	11-01-2010	71.35	71.43	2.83	150	219.35	0.71
16:21:10	11-01-2010	71.35	71.43	2.81	150	219.29	0.71
16:21:11	11-01-2010	71.35	71.46	2.81	147	219.29	0.71
16:21:12	11-01-2010	71.35	71.46	2.81	147	219.29	0.71
16:21:13	11-01-2010	71.35	71.43	2.83	147	219.29	0.71
16:21:14	11-01-2010	71.37	71.43	2.81	147	219.35	0.71
16:21:15	11-01-2010	71.35	71.46	2.83	150	219.35	0.71
16:21:16	11-01-2010	71.35	71.43	2.81	155	219.35	0.77
16:21:17	11-01-2010	71.35	71.43	2.81	155	219.35	0.77
16:21:18	11-01-2010	71.35	71.43	2.81	147	219.29	0.71
16:21:19	11-01-2010	71.35	71.43	2.81	147	219.29	0.71
16:21:20	11-01-2010	71.33	71.43	2.81	150	219.35	0.71
16:21:21	11-01-2010	71.35	71.46	2.81	150	219.35	0.71
16:21:22	11-01-2010	71.35	71.43	2.85	150	219.35	0.71
16:21:23	11-01-2010	71.35	71.46	2.85	150	219.35	0.71
16:21:24	11-01-2010	71.35	71.43	2.81	147	219.35	0.71
16:21:25	11-01-2010	71.35	71.43	2.81	147	219.35	0.71
16:21:26	11-01-2010	71.35	71.46	2.83	150	219.35	0.71
16:21:27	11-01-2010	71.33	71.46	2.85	150	219.35	0.71
16:21:28	11-01-2010	71.35	71.43	2.83	150	219.35	0.71
16:21:29	11-01-2010	71.35	71.43	2.83	150	219.35	0.71
16:21:30	11-01-2010	71.35	71.43	2.83	153	219.35	0.71
16:21:31	11-01-2010	71.35	71.43	2.81	150	219.35	0.71
16:21:32	11-01-2010	71.33	71.43	2.81	150	219.35	0.71
16:21:33	11-01-2010	71.33	71.43	2.81	150	219.35	0.71
16:21:34	11-01-2010	71.35	71.43	2.81	150	219.35	0.71
16:21:35	11-01-2010	71.35	71.43	2.81	150	219.35	0.71
16:21:36	11-01-2010	71.35	71.46	2.81	150	219.35	0.71
16:21:37	11-01-2010	71.35	71.46	2.83	153	219.35	0.71
16:21:38	11-01-2010	71.35	71.46	2.83	153	219.35	0.71
16:21:39	11-01-2010	71.35	71.46	2.81	150	219.35	0.71
16:21:40	11-01-2010	71.33	71.43	2.81	147	219.35	0.71

DEEP EARTH TEMPERATURE DATA SET:							
<u>TIME</u>	<u>DATE</u>	<u>EWT</u>	<u>LWT</u>	<u>FLOW</u>	<u>TWATT</u>	<u>HTRV</u>	<u>HTRA</u>
16:21:41	11-01-2010	71.35	71.46	2.83	147	219.35	0.71
16:21:42	11-01-2010	71.33	71.43	2.81	150	219.41	0.71
16:21:43	11-01-2010	71.35	71.43	2.83	153	219.41	0.71
16:21:44	11-01-2010	71.33	71.46	2.83	147	219.35	0.71
16:21:45	11-01-2010	71.33	71.43	2.83	150	219.35	0.71
16:21:46	11-01-2010	71.33	71.43	2.83	150	219.35	0.71
16:21:47	11-01-2010	71.35	71.46	2.83	150	219.35	0.71
16:21:48	11-01-2010	71.33	71.43	2.83	153	219.35	0.71
16:21:49	11-01-2010	71.35	71.43	2.83	153	219.35	0.71
16:21:50	11-01-2010	71.35	71.46	2.83	150	219.35	0.71
16:21:51	11-01-2010	71.33	71.43	2.79	150	219.35	0.71
16:21:52	11-01-2010	71.35	71.43	2.81	150	219.35	0.71
16:21:53	11-01-2010	71.35	71.43	2.81	147	219.35	0.71
16:21:54	11-01-2010	71.35	71.43	2.81	153	219.35	0.71
16:21:55	11-01-2010	71.33	71.46	2.81	153	219.35	0.71
16:21:56	11-01-2010	71.35	71.43	2.81	150	219.35	0.71
16:21:57	11-01-2010	71.31	71.43	2.81	147	219.29	0.71
16:21:58	11-01-2010	71.33	71.43	2.81	150	219.35	0.71
16:21:59	11-01-2010	71.33	71.43	2.83	147	219.35	0.71
16:22:00	11-01-2010	71.33	71.43	2.81	150	219.35	0.71
16:22:01	11-01-2010	71.35	71.43	2.81	150	219.35	0.71
16:22:02	11-01-2010	71.35	71.43	2.81	150	219.35	0.71
16:22:03	11-01-2010	71.33	71.46	2.81	150	219.35	0.71
16:22:04	11-01-2010	71.33	71.43	2.81	147	219.35	0.71
16:22:05	11-01-2010	71.33	71.43	2.83	150	219.41	0.71
16:22:06	11-01-2010	71.33	71.43	2.83	153	219.35	0.71
16:22:07	11-01-2010	71.33	71.43	2.81	150	219.35	0.71
16:22:08	11-01-2010	71.33	71.43	2.83	150	219.35	0.71
16:22:09	11-01-2010	71.33	71.43	2.83	147	219.35	0.71
16:22:10	11-01-2010	71.33	71.43	2.81	147	219.35	0.71
16:22:11	11-01-2010	71.33	71.43	2.81	147	219.35	0.71
16:22:12	11-01-2010	71.33	71.43	2.81	147	219.35	0.71
16:22:13	11-01-2010	71.33	71.43	2.81	153	219.41	0.71
16:22:14	11-01-2010	71.33	71.43	2.81	153	219.35	0.71
16:22:15	11-01-2010	71.33	71.43	2.83	150	219.35	0.71
16:22:16	11-01-2010	71.33	71.43	2.81	147	219.35	0.71
16:22:17	11-01-2010	71.33	71.43	2.85	147	219.35	0.71
16:22:18	11-01-2010	71.33	71.41	2.81	150	219.35	0.71
16:22:19	11-01-2010	71.31	71.43	2.83	147	219.35	0.71
16:22:20	11-01-2010	71.35	71.43	2.81	150	219.35	0.71
16:22:21	11-01-2010	71.31	71.43	2.81	150	219.35	0.71
16:22:22	11-01-2010	71.33	71.43	2.85	147	219.35	0.71
16:22:23	11-01-2010	71.35	71.43	2.85	150	219.41	0.71
16:22:24	11-01-2010	71.33	71.43	2.83	153	219.41	0.71
16:22:25	11-01-2010	71.33	71.43	2.83	153	219.41	0.71

DEEP EARTH TEMPERATURE DATA SET:							
<u>TIME</u>	<u>DATE</u>	<u>EWT</u>	<u>LWT</u>	<u>FLOW</u>	<u>TWATT</u>	<u>HTRV</u>	<u>HTRA</u>
16:22:26	11-01-2010	71.33	71.43	2.81	150	219.23	0.71
16:22:27	11-01-2010	71.31	71.46	2.83	150	219.41	0.71
16:22:28	11-01-2010	71.33	71.43	2.81	153	219.35	0.71
16:22:29	11-01-2010	71.33	71.43	2.85	150	219.35	0.71
16:22:30	11-01-2010	71.33	71.41	2.85	150	219.35	0.71
16:22:31	11-01-2010	71.33	71.43	2.83	150	219.41	0.71
16:22:32	11-01-2010	71.33	71.43	2.83	150	219.41	0.71
16:22:33	11-01-2010	71.31	71.43	2.86	150	219.41	0.71
16:22:34	11-01-2010	71.33	71.43	2.83	153	219.47	0.71
16:22:35	11-01-2010	71.31	71.43	2.83	150	219.41	0.71
16:22:36	11-01-2010	71.31	71.43	2.86	150	219.35	0.71
16:22:37	11-01-2010	71.33	71.43	2.85	147	219.41	0.71
16:22:38	11-01-2010	71.31	71.43	2.81	147	219.41	0.71
16:22:39	11-01-2010	71.31	71.43	2.81	147	219.47	0.71
16:22:40	11-01-2010	71.31	71.43	2.81	147	219.35	0.71
16:22:41	11-01-2010	71.31	71.43	2.85	150	219.41	0.71
16:22:42	11-01-2010	71.31	71.43	2.85	150	219.41	0.71
16:22:43	11-01-2010	71.33	71.43	2.81	150	219.41	0.71
16:22:44	11-01-2010	71.31	71.43	2.83	150	219.41	0.71
16:22:45	11-01-2010	71.31	71.43	2.81	150	219.47	0.71
16:22:46	11-01-2010	71.33	71.41	2.83	150	219.35	0.71
16:22:47	11-01-2010	71.28	71.43	2.85	153	219.41	0.71
16:22:48	11-01-2010	71.28	71.43	2.83	150	219.41	0.71
16:22:49	11-01-2010	71.33	71.43	2.83	153	219.47	0.71
16:22:50	11-01-2010	71.31	71.43	2.85	150	219.41	0.71
16:22:51	11-01-2010	71.31	71.43	2.81	153	219.41	0.71
16:22:52	11-01-2010	71.31	71.43	2.81	153	219.41	0.71
16:22:53	11-01-2010	71.28	71.43	2.83	150	219.35	0.71
16:22:54	11-01-2010	71.28	71.43	2.83	150	219.41	0.71
16:22:55	11-01-2010	71.28	71.43	2.83	150	219.41	0.71
16:22:56	11-01-2010	71.28	71.43	2.85	150	219.41	0.71
16:22:57	11-01-2010	71.28	71.41	2.83	150	219.41	0.71
16:22:58	11-01-2010	71.31	71.41	2.81	150	219.41	0.71
16:22:59	11-01-2010	71.28	71.43	2.79	150	219.41	0.71
16:23:00	11-01-2010	71.28	71.41	2.81	150	219.47	0.71

HEAT OF REJECTION DATA SET:											
<u>DURATION</u>	<u>TIME</u>	<u>DATE</u>	<u>EWT</u>	<u>LWT</u>	<u>T AVG</u>	<u>ΔT</u>	<u>FLOW</u>	<u>TWATT</u>	<u>BTU</u>	<u>HTRV</u>	<u>HTRA</u>
0:00:00	16:48:00	11-01-2010	71.54	71.63	71.59	0.08	2.76	142	484.50	211.05	0.71
0:01:00	16:49:00	11-01-2010	71.52	75.66	73.59	4.13	5.68	3501	11945.41	210.81	16.61
0:02:00	16:50:00	11-01-2010	71.54	79.78	75.66	8.23	6.00	6921	23614.45	210.01	32.96
0:03:00	16:51:00	11-01-2010	71.56	79.16	75.36	7.59	6.53	6929	23641.75	210.01	32.99
0:04:00	16:52:00	11-01-2010	71.61	79.20	75.40	7.59	6.46	6883	23484.80	209.16	32.91
0:05:00	16:53:00	11-01-2010	71.65	79.16	75.40	7.51	6.47	6919	23607.63	209.89	32.97
0:06:00	16:54:00	11-01-2010	73.03	80.50	76.77	7.47	6.60	6921	23614.45	209.95	32.97
0:07:00	16:55:00	11-01-2010	74.68	82.10	78.39	7.43	6.55	6931	23648.57	210.07	32.99
0:08:00	16:56:00	11-01-2010	75.11	82.55	78.83	7.44	6.60	6919	23607.63	209.95	32.96
0:09:00	16:57:00	11-01-2010	75.35	82.82	79.08	7.47	6.60	6921	23614.45	209.95	32.97
0:10:00	16:58:00	11-01-2010	75.61	83.00	79.30	7.39	6.58	6926	23631.51	210.01	32.98
0:11:00	16:59:00	11-01-2010	76.24	83.62	79.93	7.39	6.56	6929	23641.75	210.01	32.99
0:12:00	17:00:00	11-01-2010	77.00	84.39	80.70	7.39	6.63	6926	23631.51	210.01	32.98
0:13:00	17:01:00	11-01-2010	77.42	84.84	81.13	7.42	6.57	6933	23655.40	210.07	33.00
0:14:00	17:02:00	11-01-2010	77.70	85.16	81.43	7.46	6.64	6933	23655.40	210.07	33.00
0:15:00	17:03:00	11-01-2010	78.01	85.41	81.71	7.40	6.58	6931	23648.57	210.07	32.99
0:16:00	17:04:00	11-01-2010	78.38	85.84	82.11	7.46	6.54	6929	23641.75	210.01	32.99
0:17:00	17:05:00	11-01-2010	78.82	86.18	82.50	7.36	6.60	6931	23648.57	210.07	32.99
0:18:00	17:06:00	11-01-2010	79.15	86.63	82.89	7.49	6.55	6934	23658.81	210.01	33.02
0:19:00	17:07:00	11-01-2010	79.41	86.88	83.15	7.47	6.63	6933	23655.40	210.07	33.00
0:20:00	17:08:00	11-01-2010	79.68	87.16	83.42	7.48	6.56	6931	23648.57	210.01	33.00
0:21:00	17:09:00	11-01-2010	79.96	87.41	83.69	7.45	6.63	6931	23648.57	210.01	33.00
0:22:00	17:10:00	11-01-2010	80.25	87.73	83.99	7.48	6.69	6931	23648.57	210.01	33.00
0:23:00	17:11:00	11-01-2010	80.51	88.03	84.27	7.51	6.63	6931	23648.57	210.07	32.99
0:24:00	17:12:00	11-01-2010	80.73	88.17	84.45	7.43	6.60	6927	23634.92	209.95	32.99
0:25:00	17:13:00	11-01-2010	80.96	88.42	84.69	7.46	6.67	6933	23655.40	210.07	33.00
0:26:00	17:14:00	11-01-2010	81.20	88.63	84.91	7.43	6.64	6929	23641.75	210.01	32.99
0:27:00	17:15:00	11-01-2010	81.44	88.88	85.16	7.44	6.67	6933	23655.40	210.07	33.00
0:28:00	17:16:00	11-01-2010	81.67	89.11	85.39	7.45	6.60	6934	23658.81	210.01	33.02
0:29:00	17:17:00	11-01-2010	81.89	89.30	85.59	7.41	6.67	6933	23655.40	210.07	33.00
0:30:00	17:18:00	11-01-2010	82.07	89.46	85.76	7.39	6.63	6929	23641.75	210.01	32.99
0:31:00	17:19:00	11-01-2010	82.24	89.67	85.96	7.43	6.63	6933	23655.40	210.07	33.00
0:32:00	17:20:00	11-01-2010	82.44	89.90	86.17	7.46	6.66	6929	23641.75	209.95	33.00
0:33:00	17:21:00	11-01-2010	82.60	89.99	86.30	7.39	6.63	6928	23638.34	210.07	32.98
0:34:00	17:22:00	11-01-2010	82.78	90.20	86.49	7.43	6.60	6929	23641.75	210.01	32.99
0:35:00	17:23:00	11-01-2010	82.96	90.39	86.67	7.43	6.58	6931	23648.57	210.01	33.00
0:36:00	17:24:00	11-01-2010	83.11	90.53	86.82	7.42	6.60	6929	23641.75	210.01	32.99
0:37:00	17:25:00	11-01-2010	83.27	90.67	86.97	7.40	6.69	6931	23648.57	210.01	33.00
0:38:00	17:26:00	11-01-2010	83.43	90.88	87.15	7.45	6.69	6926	23631.51	210.01	32.98
0:39:00	17:27:00	11-01-2010	83.60	91.02	87.31	7.42	6.68	6929	23641.75	210.01	32.99
0:40:00	17:28:00	11-01-2010	83.74	91.16	87.45	7.42	6.62	6927	23634.92	209.89	33.00
0:41:00	17:29:00	11-01-2010	83.90	91.32	87.61	7.43	6.58	6933	23655.40	210.07	33.00
0:42:00	17:30:00	11-01-2010	84.03	91.49	87.76	7.46	6.66	6932	23651.98	209.95	33.02
0:43:00	17:31:00	11-01-2010	84.16	91.61	87.89	7.44	6.68	6928	23638.34	210.07	32.98
0:44:00	17:32:00	11-01-2010	84.32	91.79	88.06	7.47	6.62	6925	23628.10	209.89	32.99

HEAT OF REJECTION DATA SET:											
<u>DURATION</u>	<u>TIME</u>	<u>DATE</u>	<u>EWT</u>	<u>LWT</u>	<u>T AVG</u>	<u>ΔT</u>	<u>FLOW</u>	<u>TWATT</u>	<u>BTU</u>	<u>HTRV</u>	<u>HTRA</u>
0:45:00	17:33:00	11-01-2010	84.43	91.79	88.11	7.36	6.67	6929	23641.75	209.95	33.00
0:46:00	17:34:00	11-01-2010	84.57	91.91	88.24	7.34	6.65	6927	23634.92	209.89	33.00
0:47:00	17:35:00	11-01-2010	84.70	92.10	88.40	7.40	6.70	6931	23648.57	210.01	33.00
0:48:00	17:36:00	11-01-2010	84.82	92.22	88.52	7.40	6.68	6923	23621.28	209.83	32.99
0:49:00	17:37:00	11-01-2010	84.93	92.34	88.63	7.41	6.69	6924	23624.69	209.95	32.98
0:50:00	17:38:00	11-01-2010	85.06	92.48	88.77	7.41	6.67	6925	23628.10	209.89	32.99
0:51:00	17:39:00	11-01-2010	85.18	92.64	88.91	7.47	6.68	6927	23634.92	209.95	32.99
0:52:00	17:40:00	11-01-2010	85.31	92.74	89.03	7.42	6.67	6929	23641.75	209.95	33.00
0:53:00	17:41:00	11-01-2010	85.43	92.81	89.12	7.38	6.66	6927	23634.92	209.95	32.99
0:54:00	17:42:00	11-01-2010	85.54	92.93	89.23	7.39	6.66	6922	23617.86	209.89	32.98
0:55:00	17:43:00	11-01-2010	85.63	93.12	89.37	7.49	6.63	6927	23634.92	209.95	32.99
0:56:00	17:44:00	11-01-2010	85.74	93.09	89.42	7.35	6.74	6922	23617.86	209.89	32.98
0:57:00	17:45:00	11-01-2010	85.86	93.21	89.53	7.36	6.66	6927	23634.92	209.95	32.99
0:58:00	17:46:00	11-01-2010	85.97	93.31	89.64	7.34	6.72	6930	23645.16	209.89	33.02
0:59:00	17:47:00	11-01-2010	86.06	93.59	89.83	7.53	6.60	6927	23634.92	209.95	32.99
1:00:00	17:48:00	11-01-2010	86.15	93.59	89.87	7.44	6.69	6925	23628.10	209.89	32.99
1:01:00	17:49:00	11-01-2010	86.29	93.66	89.97	7.38	6.63	6923	23621.28	209.83	32.99
1:02:00	17:50:00	11-01-2010	86.35	93.81	90.08	7.45	6.62	6927	23634.92	209.89	33.00
1:03:00	17:51:00	11-01-2010	86.47	93.88	90.17	7.41	6.68	6932	23651.98	209.95	33.02
1:04:00	17:52:00	11-01-2010	86.56	94.00	90.28	7.44	6.67	6930	23645.16	209.89	33.02
1:05:00	17:53:00	11-01-2010	86.67	94.02	90.35	7.35	6.71	6923	23621.28	209.83	32.99
1:06:00	17:54:00	11-01-2010	86.76	94.16	90.46	7.40	6.67	6929	23641.75	209.95	33.00
1:07:00	17:55:00	11-01-2010	86.83	94.19	90.51	7.36	6.72	6928	23638.34	209.83	33.02
1:08:00	17:56:00	11-01-2010	86.92	94.36	90.64	7.43	6.66	6928	23638.34	209.83	33.02
1:09:00	17:57:00	11-01-2010	86.99	94.52	90.76	7.53	6.59	6928	23638.34	209.83	33.02
1:10:00	17:58:00	11-01-2010	87.10	94.52	90.81	7.42	6.66	6929	23641.75	209.95	33.00
1:11:00	17:59:00	11-01-2010	87.17	94.62	90.90	7.45	6.69	6923	23621.28	209.83	32.99
1:12:00	18:00:00	11-01-2010	87.26	94.67	90.97	7.40	6.67	6929	23641.75	209.95	33.00
1:13:00	18:01:00	11-01-2010	87.38	94.74	91.06	7.36	6.68	6926	23631.51	209.77	33.02
1:14:00	18:02:00	11-01-2010	87.45	94.84	91.14	7.39	6.71	6927	23634.92	209.89	33.00
1:15:00	18:03:00	11-01-2010	87.52	94.86	91.19	7.34	6.68	6930	23645.16	209.89	33.02
1:16:00	18:04:00	11-01-2010	87.61	95.03	91.32	7.42	6.64	6927	23634.92	209.89	33.00
1:17:00	18:05:00	11-01-2010	87.70	95.10	91.40	7.40	6.67	6925	23628.10	209.83	33.00
1:18:00	18:06:00	11-01-2010	87.79	95.12	91.46	7.33	6.72	6928	23638.34	209.83	33.02
1:19:00	18:07:00	11-01-2010	87.86	95.24	91.55	7.39	6.71	6930	23645.16	209.89	33.02
1:20:00	18:08:00	11-01-2010	87.93	95.32	91.62	7.39	6.66	6926	23631.51	209.77	33.02
1:21:00	18:09:00	11-01-2010	88.00	95.37	91.68	7.37	6.74	6927	23634.92	209.89	33.00
1:22:00	18:10:00	11-01-2010	88.09	95.46	91.77	7.37	6.80	6923	23621.28	209.77	33.00
1:23:00	18:11:00	11-01-2010	88.16	95.58	91.87	7.43	6.72	6928	23638.34	209.83	33.02
1:24:00	18:12:00	11-01-2010	88.27	95.56	91.91	7.29	6.71	6928	23638.34	209.83	33.02
1:25:00	18:13:00	11-01-2010	88.32	95.66	91.99	7.34	6.76	6927	23634.92	209.89	33.00
1:26:00	18:14:00	11-01-2010	88.39	95.78	92.08	7.39	6.72	6923	23621.28	209.77	33.00
1:27:00	18:15:00	11-01-2010	88.45	95.78	92.12	7.32	6.69	6925	23628.10	209.83	33.00
1:28:00	18:16:00	11-01-2010	88.52	95.97	92.25	7.45	6.70	6923	23621.28	209.83	32.99
1:29:00	18:17:00	11-01-2010	88.57	96.02	92.29	7.45	6.76	6928	23638.34	209.77	33.03

HEAT OF REJECTION DATA SET:											
<u>DURATION</u>	<u>TIME</u>	<u>DATE</u>	<u>EWT</u>	<u>LWT</u>	<u>T AVG</u>	<u>ΔT</u>	<u>FLOW</u>	<u>TWATT</u>	<u>BTU</u>	<u>HTRV</u>	<u>HTRA</u>
1:30:00	18:18:00	11-01-2010	88.66	96.02	92.34	7.36	6.74	6928	23638.34	209.83	33.02
1:31:00	18:19:00	11-01-2010	88.71	96.09	92.40	7.38	6.77	6923	23621.28	209.77	33.00
1:32:00	18:20:00	11-01-2010	88.80	96.14	92.47	7.34	6.73	6925	23628.10	209.83	33.00
1:33:00	18:21:00	11-01-2010	88.87	96.26	92.56	7.39	6.65	6926	23631.51	209.77	33.02
1:34:00	18:22:00	11-01-2010	88.91	96.28	92.60	7.37	6.75	6928	23638.34	209.83	33.02
1:35:00	18:23:00	11-01-2010	88.98	96.41	92.69	7.42	6.70	6924	23624.69	209.71	33.02
1:36:00	18:24:00	11-01-2010	89.03	96.45	92.74	7.43	6.64	6921	23614.45	209.71	33.00
1:37:00	18:25:00	11-01-2010	89.10	96.48	92.79	7.38	6.80	6921	23614.45	209.71	33.00
1:38:00	18:26:00	11-01-2010	89.17	96.63	92.90	7.46	6.76	6921	23614.45	209.71	33.00
1:39:00	18:27:00	11-01-2010	89.24	96.55	92.89	7.32	6.78	6923	23621.28	209.77	33.00
1:40:00	18:28:00	11-01-2010	89.28	96.63	92.95	7.34	6.80	6922	23617.86	209.65	33.02
1:41:00	18:29:00	11-01-2010	89.35	96.75	93.05	7.39	6.67	6925	23628.10	209.83	33.00
1:42:00	18:30:00	11-01-2010	89.42	96.75	93.08	7.33	6.77	6923	23621.28	209.77	33.00
1:43:00	18:31:00	11-01-2010	89.47	96.84	93.16	7.38	6.79	6926	23631.51	209.71	33.03
1:44:00	18:32:00	11-01-2010	89.54	96.97	93.25	7.43	6.74	6926	23631.51	209.77	33.02
1:45:00	18:33:00	11-01-2010	89.61	97.01	93.31	7.41	6.74	6917	23600.80	209.58	33.00
1:46:00	18:34:00	11-01-2010	89.63	97.01	93.32	7.39	6.84	6921	23614.45	209.77	32.99
1:47:00	18:35:00	11-01-2010	89.72	97.09	93.40	7.37	6.64	6917	23600.80	209.65	32.99
1:48:00	18:36:00	11-01-2010	89.77	97.11	93.44	7.34	6.76	6923	23621.28	209.77	33.00
1:49:00	18:37:00	11-01-2010	89.81	97.21	93.51	7.40	6.78	6917	23600.80	209.65	32.99
1:50:00	18:38:00	11-01-2010	89.88	97.26	93.57	7.38	6.77	6926	23631.51	209.71	33.03
1:51:00	18:39:00	11-01-2010	89.93	97.36	93.64	7.43	6.79	6923	23621.28	209.77	33.00
1:52:00	18:40:00	11-01-2010	89.98	97.33	93.65	7.36	6.68	6922	23617.86	209.65	33.02
1:53:00	18:41:00	11-01-2010	90.02	97.36	93.69	7.33	6.78	6921	23614.45	209.77	32.99
1:54:00	18:42:00	11-01-2010	90.09	97.43	93.76	7.34	6.77	6922	23617.86	209.65	33.02
1:55:00	18:43:00	11-01-2010	90.14	97.53	93.83	7.39	6.69	6922	23617.86	209.65	33.02
1:56:00	18:44:00	11-01-2010	90.21	97.55	93.88	7.34	6.74	6928	23638.34	209.83	33.02
1:57:00	18:45:00	11-01-2010	90.25	97.65	93.95	7.40	6.78	6919	23607.63	209.65	33.00
1:58:00	18:46:00	11-01-2010	90.28	97.72	94.00	7.45	6.72	6921	23614.45	209.77	32.99
1:59:00	18:47:00	11-01-2010	90.35	97.75	94.05	7.40	6.70	6924	23624.69	209.71	33.02
2:00:00	18:48:00	11-01-2010	90.39	97.77	94.08	7.38	6.73	6926	23631.51	209.71	33.03
2:01:00	18:49:00	11-01-2010	90.46	97.77	94.12	7.31	6.74	6923	23621.28	209.77	33.00
2:02:00	18:50:00	11-01-2010	90.51	97.80	94.15	7.29	6.74	6919	23607.63	209.65	33.00
2:03:00	18:51:00	11-01-2010	90.56	97.95	94.25	7.39	6.77	6921	23614.45	209.71	33.00
2:04:00	18:52:00	11-01-2010	90.60	97.95	94.27	7.34	6.77	6926	23631.51	209.77	33.02
2:05:00	18:53:00	11-01-2010	90.65	98.09	94.37	7.44	6.80	6919	23607.63	209.65	33.00
2:06:00	18:54:00	11-01-2010	90.70	98.09	94.40	7.40	6.82	6921	23614.45	209.77	32.99
2:07:00	18:55:00	11-01-2010	90.74	98.09	94.42	7.35	6.72	6921	23614.45	209.77	32.99
2:08:00	18:56:00	11-01-2010	90.79	98.12	94.45	7.33	6.72	6917	23600.80	209.58	33.00
2:09:00	18:57:00	11-01-2010	90.84	98.17	94.50	7.33	6.77	6923	23621.28	209.77	33.00
2:10:00	18:58:00	11-01-2010	90.91	98.24	94.57	7.34	6.73	6922	23617.86	209.65	33.02
2:11:00	18:59:00	11-01-2010	90.93	98.29	94.61	7.36	6.79	6921	23614.45	209.71	33.00
2:12:00	19:00:00	11-01-2010	91.00	98.34	94.67	7.34	6.76	6919	23607.63	209.71	32.99
2:13:00	19:01:00	11-01-2010	91.05	98.44	94.74	7.39	6.70	6924	23624.69	209.71	33.02
2:14:00	19:02:00	11-01-2010	91.09	98.46	94.78	7.37	6.69	6924	23624.69	209.71	33.02

HEAT OF REJECTION DATA SET:											
<u>DURATION</u>	<u>TIME</u>	<u>DATE</u>	<u>EWT</u>	<u>LWT</u>	<u>T AVG</u>	<u>ΔT</u>	<u>FLOW</u>	<u>TWATT</u>	<u>BTU</u>	<u>HTRV</u>	<u>HTRA</u>
2:15:00	19:03:00	11-01-2010	91.14	98.46	94.80	7.32	6.77	6919	23607.63	209.65	33.00
2:16:00	19:04:00	11-01-2010	91.19	98.54	94.86	7.35	6.66	6920	23611.04	209.58	33.02
2:17:00	19:05:00	11-01-2010	91.21	98.61	94.91	7.40	6.66	6921	23614.45	209.77	32.99
2:18:00	19:06:00	11-01-2010	91.26	98.59	94.92	7.33	6.66	6917	23600.80	209.65	32.99
2:19:00	19:07:00	11-01-2010	91.30	98.66	94.98	7.36	6.66	6921	23614.45	209.71	33.00
2:20:00	19:08:00	11-01-2010	91.35	98.69	95.02	7.34	6.69	6923	23621.28	209.77	33.00
2:21:00	19:09:00	11-01-2010	91.40	98.71	95.05	7.31	6.72	6919	23607.63	209.65	33.00
2:22:00	19:10:00	11-01-2010	91.44	98.81	95.13	7.37	6.72	6919	23607.63	209.71	32.99
2:23:00	19:11:00	11-01-2010	91.47	98.83	95.15	7.37	6.69	6921	23614.45	209.71	33.00
2:24:00	19:12:00	11-01-2010	91.51	98.93	95.22	7.42	6.68	6917	23600.80	209.58	33.00
2:25:00	19:13:00	11-01-2010	91.56	98.93	95.25	7.37	6.66	6921	23614.45	209.71	33.00
2:26:00	19:14:00	11-01-2010	91.58	99.01	95.30	7.42	6.69	6920	23611.04	209.58	33.02
2:27:00	19:15:00	11-01-2010	91.63	98.98	95.31	7.35	6.47	6920	23611.04	209.58	33.02
2:28:00	19:16:00	11-01-2010	91.65	98.98	95.32	7.33	6.67	6921	23614.45	209.71	33.00
2:29:00	19:17:00	11-01-2010	91.70	99.03	95.37	7.33	6.63	6915	23593.98	209.58	32.99
2:30:00	19:18:00	11-01-2010	91.77	99.18	95.48	7.41	6.61	6922	23617.86	209.65	33.02
2:31:00	19:19:00	11-01-2010	91.79	99.08	95.44	7.29	6.67	6921	23614.45	209.71	33.00
2:32:00	19:20:00	11-01-2010	91.82	99.11	95.46	7.29	6.70	6917	23600.80	209.65	32.99
2:33:00	19:21:00	11-01-2010	91.86	99.31	95.58	7.44	6.63	6920	23611.04	209.58	33.02
2:34:00	19:22:00	11-01-2010	91.91	99.31	95.61	7.39	6.70	6916	23597.39	209.71	32.98
2:35:00	19:23:00	11-01-2010	91.96	99.28	95.62	7.32	6.67	6919	23607.63	209.65	33.00
2:36:00	19:24:00	11-01-2010	92.01	99.43	95.72	7.42	6.60	6921	23614.45	209.71	33.00
2:37:00	19:25:00	11-01-2010	92.05	99.43	95.74	7.38	6.63	6919	23607.63	209.71	32.99
2:38:00	19:26:00	11-01-2010	92.08	99.40	95.74	7.33	6.68	6917	23600.80	209.58	33.00
2:39:00	19:27:00	11-01-2010	92.15	99.53	95.84	7.38	6.62	6917	23600.80	209.65	32.99
2:40:00	19:28:00	11-01-2010	92.15	99.55	95.85	7.41	6.69	6922	23617.86	209.65	33.02
2:41:00	19:29:00	11-01-2010	92.22	99.58	95.90	7.36	6.60	6922	23617.86	209.65	33.02
2:42:00	19:30:00	11-01-2010	92.24	99.55	95.90	7.31	6.68	6917	23600.80	209.65	32.99
2:43:00	19:31:00	11-01-2010	92.29	99.63	95.96	7.34	6.69	6917	23600.80	209.65	32.99
2:44:00	19:32:00	11-01-2010	92.31	99.63	95.97	7.32	6.62	6920	23611.04	209.58	33.02
2:45:00	19:33:00	11-01-2010	92.36	99.70	96.03	7.35	6.61	6919	23607.63	209.71	32.99
2:46:00	19:34:00	11-01-2010	92.40	99.73	96.07	7.32	6.60	6917	23600.80	209.65	32.99
2:47:00	19:35:00	11-01-2010	92.45	99.78	96.11	7.33	6.72	6917	23600.80	209.58	33.00
2:48:00	19:36:00	11-01-2010	92.50	99.78	96.14	7.28	6.69	6921	23614.45	209.71	33.00
2:49:00	19:37:00	11-01-2010	92.52	99.85	96.19	7.33	6.60	6922	23617.86	209.65	33.02
2:50:00	19:38:00	11-01-2010	92.55	99.90	96.22	7.36	6.67	6917	23600.80	209.58	33.00
2:51:00	19:39:00	11-01-2010	92.59	99.93	96.26	7.33	6.67	6921	23614.45	209.71	33.00
2:52:00	19:40:00	11-01-2010	92.64	99.93	96.28	7.29	6.63	6917	23600.80	209.58	33.00
2:53:00	19:41:00	11-01-2010	92.66	100.10	96.38	7.44	6.64	6917	23600.80	209.58	33.00
2:54:00	19:42:00	11-01-2010	92.71	100.05	96.38	7.34	6.72	6915	23593.98	209.58	32.99
2:55:00	19:43:00	11-01-2010	92.73	100.08	96.41	7.34	6.68	6917	23600.80	209.58	33.00
2:56:00	19:44:00	11-01-2010	92.76	100.08	96.42	7.32	6.66	6909	23573.51	209.58	32.97
2:57:00	19:45:00	11-01-2010	92.81	100.13	96.47	7.32	6.77	6921	23614.45	209.71	33.00
2:58:00	19:46:00	11-01-2010	92.85	100.23	96.54	7.38	6.72	6919	23607.63	209.65	33.00
2:59:00	19:47:00	11-01-2010	92.90	100.23	96.56	7.33	6.70	6914	23590.57	209.65	32.98

HEAT OF REJECTION DATA SET:											
<u>DURATION</u>	<u>TIME</u>	<u>DATE</u>	<u>EWT</u>	<u>LWT</u>	<u>T AVG</u>	<u>ΔT</u>	<u>FLOW</u>	<u>TWATT</u>	<u>BTU</u>	<u>HTRV</u>	<u>HTRA</u>
3:00:00	19:48:00	11-01-2010	92.92	100.23	96.58	7.30	6.66	6919	23607.63	209.65	33.00
3:01:00	19:49:00	11-01-2010	92.95	100.33	96.64	7.38	6.66	6915	23593.98	209.52	33.00
3:02:00	19:50:00	11-01-2010	92.99	100.28	96.64	7.28	6.71	6917	23600.80	209.58	33.00
3:03:00	19:51:00	11-01-2010	93.04	100.33	96.68	7.29	6.64	6919	23607.63	209.65	33.00
3:04:00	19:52:00	11-01-2010	93.07	100.33	96.70	7.26	6.66	6922	23617.86	209.65	33.02
3:05:00	19:53:00	11-01-2010	93.07	100.40	96.73	7.34	6.69	6915	23593.98	209.58	32.99
3:06:00	19:54:00	11-01-2010	93.11	100.48	96.80	7.37	6.66	6917	23600.80	209.65	32.99
3:07:00	19:55:00	11-01-2010	93.16	100.50	96.83	7.34	6.67	6917	23600.80	209.58	33.00
3:08:00	19:56:00	11-01-2010	93.18	100.53	96.86	7.35	6.69	6921	23614.45	209.71	33.00
3:09:00	19:57:00	11-01-2010	93.21	100.55	96.88	7.35	6.64	6919	23607.63	209.71	32.99
3:10:00	19:58:00	11-01-2010	93.25	100.65	96.95	7.40	6.65	6917	23600.80	209.65	32.99
3:11:00	19:59:00	11-01-2010	93.28	100.63	96.95	7.35	6.74	6917	23600.80	209.65	32.99
3:12:00	20:00:00	11-01-2010	93.30	100.63	96.97	7.33	6.68	6917	23600.80	209.65	32.99
3:13:00	20:01:00	11-01-2010	93.35	100.65	97.00	7.31	6.70	6920	23611.04	209.58	33.02
3:14:00	20:02:00	11-01-2010	93.37	100.70	97.04	7.33	6.69	6915	23593.98	209.58	32.99
3:15:00	20:03:00	11-01-2010	93.40	100.68	97.04	7.28	6.66	6919	23607.63	209.71	32.99
3:16:00	20:04:00	11-01-2010	93.44	100.81	97.12	7.36	6.68	6919	23607.63	209.65	33.00
3:17:00	20:05:00	11-01-2010	93.47	100.75	97.11	7.29	6.71	6917	23600.80	209.65	32.99
3:18:00	20:06:00	11-01-2010	93.49	100.81	97.15	7.31	6.72	6919	23607.63	209.65	33.00
3:19:00	20:07:00	11-01-2010	93.54	100.83	97.18	7.29	6.72	6915	23593.98	209.58	32.99
3:20:00	20:08:00	11-01-2010	93.56	100.93	97.25	7.37	6.66	6920	23611.04	209.58	33.02
3:21:00	20:09:00	11-01-2010	93.59	100.83	97.21	7.24	6.63	6917	23600.80	209.65	32.99
3:22:00	20:10:00	11-01-2010	93.63	100.88	97.26	7.25	6.72	6920	23611.04	209.58	33.02
3:23:00	20:11:00	11-01-2010	93.63	100.96	97.29	7.32	6.63	6915	23593.98	209.58	32.99
3:24:00	20:12:00	11-01-2010	93.66	101.01	97.33	7.35	6.64	6919	23607.63	209.71	32.99
3:25:00	20:13:00	11-01-2010	93.68	101.01	97.34	7.33	6.68	6917	23600.80	209.58	33.00
3:26:00	20:14:00	11-01-2010	93.73	101.03	97.38	7.30	6.67	6909	23573.51	209.58	32.97
3:27:00	20:15:00	11-01-2010	93.75	101.08	97.42	7.33	6.71	6915	23593.98	209.58	32.99
3:28:00	20:16:00	11-01-2010	93.80	101.13	97.47	7.33	6.69	6915	23593.98	209.58	32.99
3:29:00	20:17:00	11-01-2010	93.82	101.13	97.48	7.31	6.73	6917	23600.80	209.65	32.99
3:30:00	20:18:00	11-01-2010	93.87	101.16	97.51	7.29	6.66	6915	23593.98	209.58	32.99
3:31:00	20:19:00	11-01-2010	93.85	101.16	97.50	7.31	6.68	6915	23593.98	209.58	32.99
3:32:00	20:20:00	11-01-2010	93.92	101.13	97.53	7.21	6.72	6917	23600.80	209.58	33.00
3:33:00	20:21:00	11-01-2010	93.89	101.23	97.56	7.34	6.69	6915	23593.98	209.58	32.99
3:34:00	20:22:00	11-01-2010	93.94	101.33	97.64	7.39	6.68	6915	23593.98	209.58	32.99
3:35:00	20:23:00	11-01-2010	93.99	101.31	97.65	7.32	6.71	6915	23593.98	209.58	32.99
3:36:00	20:24:00	11-01-2010	93.99	101.33	97.66	7.35	6.73	6914	23590.57	209.65	32.98
3:37:00	20:25:00	11-01-2010	94.04	101.44	97.74	7.40	6.71	6910	23576.92	209.52	32.98
3:38:00	20:26:00	11-01-2010	94.04	101.33	97.69	7.30	6.77	6917	23600.80	209.58	33.00
3:39:00	20:27:00	11-01-2010	94.09	101.44	97.76	7.35	6.70	6924	23624.69	209.71	33.02
3:40:00	20:28:00	11-01-2010	94.11	101.44	97.77	7.33	6.69	6915	23593.98	209.58	32.99
3:41:00	20:29:00	11-01-2010	94.11	101.46	97.78	7.35	6.68	6915	23593.98	209.58	32.99
3:42:00	20:30:00	11-01-2010	94.13	101.54	97.83	7.40	6.63	6921	23614.45	209.71	33.00
3:43:00	20:31:00	11-01-2010	94.18	101.49	97.83	7.31	6.67	6917	23600.80	209.65	32.99
3:44:00	20:32:00	11-01-2010	94.23	101.61	97.92	7.39	6.70	6917	23600.80	209.58	33.00

HEAT OF REJECTION DATA SET:											
<u>DURATION</u>	<u>TIME</u>	<u>DATE</u>	<u>EWT</u>	<u>LWT</u>	<u>T AVG</u>	<u>ΔT</u>	<u>FLOW</u>	<u>TWATT</u>	<u>BTU</u>	<u>HTRV</u>	<u>HTRA</u>
3:45:00	20:33:00	11-01-2010	94.23	101.61	97.92	7.39	6.64	6912	23583.74	209.58	32.98
3:46:00	20:34:00	11-01-2010	94.23	101.64	97.93	7.41	6.72	6919	23607.63	209.71	32.99
3:47:00	20:35:00	11-01-2010	94.30	101.64	97.97	7.34	6.74	6912	23583.74	209.52	32.99
3:48:00	20:36:00	11-01-2010	94.32	101.69	98.01	7.37	6.70	6919	23607.63	209.65	33.00
3:49:00	20:37:00	11-01-2010	94.35	101.64	97.99	7.29	6.74	6915	23593.98	209.58	32.99
3:50:00	20:38:00	11-01-2010	94.35	101.79	98.07	7.44	6.69	6915	23593.98	209.58	32.99
3:51:00	20:39:00	11-01-2010	94.39	101.71	98.05	7.32	6.68	6917	23600.80	209.58	33.00
3:52:00	20:40:00	11-01-2010	94.39	101.82	98.11	7.42	6.76	6917	23600.80	209.58	33.00
3:53:00	20:41:00	11-01-2010	94.42	101.84	98.13	7.42	6.63	6912	23583.74	209.58	32.98
3:54:00	20:42:00	11-01-2010	94.47	101.84	98.15	7.38	6.72	6917	23600.80	209.65	32.99
3:55:00	20:43:00	11-01-2010	94.49	101.84	98.17	7.35	6.78	6919	23607.63	209.71	32.99
3:56:00	20:44:00	11-01-2010	94.51	101.92	98.22	7.40	6.66	6915	23593.98	209.58	32.99
3:57:00	20:45:00	11-01-2010	94.54	101.94	98.24	7.40	6.74	6917	23600.80	209.58	33.00
3:58:00	20:46:00	11-01-2010	94.56	101.84	98.20	7.28	6.82	6915	23593.98	209.58	32.99
3:59:00	20:47:00	11-01-2010	94.59	101.87	98.23	7.28	6.69	6914	23590.57	209.65	32.98
4:00:00	20:48:00	11-01-2010	94.61	101.94	98.28	7.33	6.77	6917	23600.80	209.65	32.99
4:01:00	20:49:00	11-01-2010	94.61	102.02	98.31	7.41	6.76	6915	23593.98	209.58	32.99
4:02:00	20:50:00	11-01-2010	94.66	101.94	98.30	7.29	6.80	6917	23600.80	209.65	32.99
4:03:00	20:51:00	11-01-2010	94.68	102.02	98.35	7.34	6.77	6912	23583.74	209.58	32.98
4:04:00	20:52:00	11-01-2010	94.70	101.99	98.35	7.29	6.79	6912	23583.74	209.52	32.99
4:05:00	20:53:00	11-01-2010	94.73	102.12	98.42	7.39	6.81	6917	23600.80	209.65	32.99
4:06:00	20:54:00	11-01-2010	94.73	102.04	98.39	7.32	6.76	6914	23590.57	209.65	32.98
4:07:00	20:55:00	11-01-2010	94.75	102.12	98.44	7.37	6.80	6919	23607.63	209.65	33.00
4:08:00	20:56:00	11-01-2010	94.80	102.17	98.49	7.37	6.77	6915	23593.98	209.58	32.99
4:09:00	20:57:00	11-01-2010	94.80	102.22	98.51	7.42	6.77	6914	23590.57	209.65	32.98
4:10:00	20:58:00	11-01-2010	94.82	102.15	98.49	7.32	6.77	6912	23583.74	209.58	32.98
4:11:00	20:59:00	11-01-2010	94.85	102.20	98.52	7.35	6.83	6912	23583.74	209.58	32.98
4:12:00	21:00:00	11-01-2010	94.87	102.27	98.57	7.40	6.75	6919	23607.63	209.71	32.99
4:13:00	21:01:00	11-01-2010	94.90	102.30	98.60	7.40	6.77	6919	23607.63	209.71	32.99
4:14:00	21:02:00	11-01-2010	94.92	102.32	98.62	7.40	6.75	6917	23600.80	209.65	32.99
4:15:00	21:03:00	11-01-2010	94.94	102.35	98.65	7.41	6.74	6912	23583.74	209.58	32.98
4:16:00	21:04:00	11-01-2010	94.99	102.40	98.70	7.41	6.75	6914	23590.57	209.65	32.98
4:17:00	21:05:00	11-01-2010	94.99	102.35	98.67	7.36	6.80	6917	23600.80	209.65	32.99
4:18:00	21:06:00	11-01-2010	95.04	102.30	98.67	7.26	6.83	6915	23593.98	209.58	32.99
4:19:00	21:07:00	11-01-2010	95.04	102.48	98.76	7.44	6.75	6917	23600.80	209.65	32.99
4:20:00	21:08:00	11-01-2010	95.04	102.40	98.72	7.36	6.85	6912	23583.74	209.58	32.98
4:21:00	21:09:00	11-01-2010	95.06	102.43	98.75	7.36	6.77	6912	23583.74	209.58	32.98
4:22:00	21:10:00	11-01-2010	95.09	102.43	98.76	7.34	6.80	6914	23590.57	209.65	32.98
4:23:00	21:11:00	11-01-2010	95.14	102.48	98.81	7.34	6.82	6915	23593.98	209.58	32.99
4:24:00	21:12:00	11-01-2010	95.16	102.58	98.87	7.42	6.76	6917	23600.80	209.58	33.00
4:25:00	21:13:00	11-01-2010	95.16	102.53	98.84	7.37	6.81	6915	23593.98	209.58	32.99
4:26:00	21:14:00	11-01-2010	95.18	102.55	98.87	7.37	6.74	6917	23600.80	209.65	32.99
4:27:00	21:15:00	11-01-2010	95.23	102.55	98.89	7.32	6.78	6915	23593.98	209.58	32.99
4:28:00	21:16:00	11-01-2010	95.26	102.55	98.90	7.30	6.76	6917	23600.80	209.58	33.00
4:29:00	21:17:00	11-01-2010	95.26	102.61	98.93	7.35	6.80	6917	23600.80	209.65	32.99

HEAT OF REJECTION DATA SET:											
<u>DURATION</u>	<u>TIME</u>	<u>DATE</u>	<u>EWT</u>	<u>LWT</u>	<u>T AVG</u>	<u>ΔT</u>	<u>FLOW</u>	<u>TWATT</u>	<u>BTU</u>	<u>HTRV</u>	<u>HTRA</u>
4:30:00	21:18:00	11-01-2010	95.28	102.66	98.97	7.38	6.74	6917	23600.80	209.65	32.99
4:31:00	21:19:00	11-01-2010	95.28	102.66	98.97	7.38	6.88	6915	23593.98	209.58	32.99
4:32:00	21:20:00	11-01-2010	95.30	102.66	98.98	7.35	6.80	6917	23600.80	209.58	33.00
4:33:00	21:21:00	11-01-2010	95.30	102.76	99.03	7.45	6.83	6917	23600.80	209.65	32.99
4:34:00	21:22:00	11-01-2010	95.38	102.78	99.08	7.41	6.80	6915	23593.98	209.58	32.99
4:35:00	21:23:00	11-01-2010	95.38	102.71	99.04	7.33	6.75	6917	23600.80	209.58	33.00
4:36:00	21:24:00	11-01-2010	95.40	102.81	99.10	7.41	6.80	6915	23593.98	209.58	32.99
4:37:00	21:25:00	11-01-2010	95.42	102.78	99.10	7.36	6.84	6912	23583.74	209.58	32.98
4:38:00	21:26:00	11-01-2010	95.42	102.78	99.10	7.36	6.83	6907	23566.68	209.52	32.97
4:39:00	21:27:00	11-01-2010	95.47	102.84	99.15	7.36	6.82	6903	23553.04	209.46	32.96
4:40:00	21:28:00	11-01-2010	95.47	102.89	99.18	7.41	6.79	6919	23607.63	209.71	32.99
4:41:00	21:29:00	11-01-2010	95.50	102.86	99.18	7.36	6.72	6915	23593.98	209.58	32.99
4:42:00	21:30:00	11-01-2010	95.50	102.96	99.23	7.47	6.70	6907	23566.68	209.52	32.97
4:43:00	21:31:00	11-01-2010	95.54	102.96	99.25	7.42	6.77	6915	23593.98	209.58	32.99
4:44:00	21:32:00	11-01-2010	95.57	102.94	99.25	7.37	6.78	6917	23600.80	209.65	32.99
4:45:00	21:33:00	11-01-2010	95.59	102.89	99.24	7.29	6.83	6917	23600.80	209.58	33.00
4:46:00	21:34:00	11-01-2010	95.59	102.86	99.23	7.27	6.80	6910	23576.92	209.52	32.98
4:47:00	21:35:00	11-01-2010	95.62	102.96	99.29	7.35	6.83	6912	23583.74	209.58	32.98
4:48:00	21:36:00	11-01-2010	95.66	103.01	99.34	7.35	6.76	6919	23607.63	209.71	32.99
4:49:00	21:37:00	11-01-2010	95.66	103.09	99.38	7.43	6.80	6912	23583.74	209.52	32.99
4:50:00	21:38:00	11-01-2010	95.66	103.07	99.37	7.40	6.69	6912	23583.74	209.58	32.98
4:51:00	21:39:00	11-01-2010	95.69	103.07	99.38	7.38	6.74	6921	23614.45	209.71	33.00
4:52:00	21:40:00	11-01-2010	95.74	103.09	99.41	7.36	6.76	6915	23593.98	209.58	32.99
4:53:00	21:41:00	11-01-2010	95.76	103.09	99.43	7.33	6.75	6915	23593.98	209.52	33.00
4:54:00	21:42:00	11-01-2010	95.76	103.14	99.45	7.38	6.84	6915	23593.98	209.58	32.99
4:55:00	21:43:00	11-01-2010	95.78	103.14	99.46	7.36	6.80	6915	23593.98	209.58	32.99
4:56:00	21:44:00	11-01-2010	95.78	103.27	99.53	7.49	6.70	6917	23600.80	209.65	32.99
4:57:00	21:45:00	11-01-2010	95.86	103.19	99.53	7.34	6.88	6912	23583.74	209.52	32.99
4:58:00	21:46:00	11-01-2010	95.86	103.25	99.55	7.39	6.77	6912	23583.74	209.58	32.98
4:59:00	21:47:00	11-01-2010	95.86	103.27	99.56	7.41	6.72	6915	23593.98	209.58	32.99
5:00:00	21:48:00	11-01-2010	95.86	103.27	99.56	7.41	6.83	6915	23593.98	209.58	32.99
5:01:00	21:49:00	11-01-2010	95.91	103.27	99.59	7.37	6.79	6915	23593.98	209.58	32.99
5:02:00	21:50:00	11-01-2010	95.93	103.27	99.60	7.34	6.74	6919	23607.63	209.71	32.99
5:03:00	21:51:00	11-01-2010	95.93	103.27	99.60	7.34	6.75	6914	23590.57	209.65	32.98
5:04:00	21:52:00	11-01-2010	95.95	103.35	99.65	7.39	6.70	6917	23600.80	209.58	33.00
5:05:00	21:53:00	11-01-2010	95.95	103.35	99.65	7.39	6.77	6909	23573.51	209.58	32.97
5:06:00	21:54:00	11-01-2010	96.00	103.40	99.70	7.40	6.77	6915	23593.98	209.58	32.99
5:07:00	21:55:00	11-01-2010	96.00	103.35	99.68	7.35	6.76	6915	23593.98	209.58	32.99
5:08:00	21:56:00	11-01-2010	96.05	103.40	99.72	7.35	6.71	6919	23607.63	209.71	32.99
5:09:00	21:57:00	11-01-2010	96.05	103.43	99.74	7.38	6.85	6915	23593.98	209.58	32.99
5:10:00	21:58:00	11-01-2010	96.05	103.50	99.78	7.45	6.78	6915	23593.98	209.58	32.99
5:11:00	21:59:00	11-01-2010	96.07	103.40	99.74	7.33	6.80	6919	23607.63	209.65	33.00
5:12:00	22:00:00	11-01-2010	96.12	103.48	99.80	7.35	6.83	6912	23583.74	209.58	32.98
5:13:00	22:01:00	11-01-2010	96.12	103.55	99.84	7.43	6.82	6910	23576.92	209.52	32.98
5:14:00	22:02:00	11-01-2010	96.15	103.50	99.82	7.36	6.84	6915	23593.98	209.58	32.99

HEAT OF REJECTION DATA SET:											
<u>DURATION</u>	<u>TIME</u>	<u>DATE</u>	<u>EWT</u>	<u>LWT</u>	<u>T AVG</u>	<u>ΔT</u>	<u>FLOW</u>	<u>TWATT</u>	<u>BTU</u>	<u>HTRV</u>	<u>HTRA</u>
5:15:00	22:03:00	11-01-2010	96.17	103.55	99.86	7.38	6.83	6912	23583.74	209.58	32.98
5:16:00	22:04:00	11-01-2010	96.17	103.58	99.88	7.41	6.81	6915	23593.98	209.58	32.99
5:17:00	22:05:00	11-01-2010	96.17	103.58	99.88	7.41	6.80	6915	23593.98	209.58	32.99
5:18:00	22:06:00	11-01-2010	96.20	103.66	99.93	7.46	6.84	6919	23607.63	209.65	33.00
5:19:00	22:07:00	11-01-2010	96.20	103.58	99.89	7.39	6.74	6912	23583.74	209.58	32.98
5:20:00	22:08:00	11-01-2010	96.22	103.66	99.94	7.44	6.79	6915	23593.98	209.58	32.99
5:21:00	22:09:00	11-01-2010	96.27	103.63	99.95	7.36	6.76	6914	23590.57	209.65	32.98
5:22:00	22:10:00	11-01-2010	96.29	103.68	99.99	7.39	6.71	6912	23583.74	209.58	32.98
5:23:00	22:11:00	11-01-2010	96.27	103.68	99.98	7.42	6.71	6919	23607.63	209.65	33.00
5:24:00	22:12:00	11-01-2010	96.34	103.73	100.04	7.39	6.72	6917	23600.80	209.65	32.99
5:25:00	22:13:00	11-01-2010	96.36	103.76	100.06	7.40	6.74	6915	23593.98	209.58	32.99
5:26:00	22:14:00	11-01-2010	96.34	103.76	100.05	7.42	6.71	6912	23583.74	209.58	32.98
5:27:00	22:15:00	11-01-2010	96.36	103.79	100.08	7.42	6.80	6914	23590.57	209.65	32.98
5:28:00	22:16:00	11-01-2010	96.39	103.79	100.09	7.40	6.77	6912	23583.74	209.58	32.98
5:29:00	22:17:00	11-01-2010	96.41	103.79	100.10	7.37	6.77	6917	23600.80	209.58	33.00
5:30:00	22:18:00	11-01-2010	96.41	103.73	100.07	7.32	6.77	6921	23614.45	209.71	33.00
5:31:00	22:19:00	11-01-2010	96.44	103.86	100.15	7.43	6.75	6912	23583.74	209.58	32.98
5:32:00	22:20:00	11-01-2010	96.44	103.79	100.11	7.35	6.73	6917	23600.80	209.65	32.99
5:33:00	22:21:00	11-01-2010	96.49	103.92	100.20	7.43	6.74	6917	23600.80	209.58	33.00
5:34:00	22:22:00	11-01-2010	96.51	103.81	100.16	7.30	6.84	6909	23573.51	209.58	32.97
5:35:00	22:23:00	11-01-2010	96.51	103.94	100.23	7.43	6.72	6917	23600.80	209.65	32.99
5:36:00	22:24:00	11-01-2010	96.53	103.86	100.20	7.33	6.83	6912	23583.74	209.52	32.99
5:37:00	22:25:00	11-01-2010	96.56	103.97	100.26	7.41	6.75	6915	23593.98	209.58	32.99
5:38:00	22:26:00	11-01-2010	96.53	103.92	100.22	7.38	6.77	6912	23583.74	209.58	32.98
5:39:00	22:27:00	11-01-2010	96.56	103.99	100.28	7.44	6.79	6917	23600.80	209.65	32.99
5:40:00	22:28:00	11-01-2010	96.56	103.99	100.28	7.44	6.75	6910	23576.92	209.46	32.99
5:41:00	22:29:00	11-01-2010	96.58	104.07	100.33	7.49	6.76	6912	23583.74	209.58	32.98
5:42:00	22:30:00	11-01-2010	96.63	103.99	100.31	7.36	6.80	6912	23583.74	209.58	32.98
5:43:00	22:31:00	11-01-2010	96.61	103.99	100.30	7.39	6.83	6912	23583.74	209.58	32.98
5:44:00	22:32:00	11-01-2010	96.63	103.99	100.31	7.36	6.57	6915	23593.98	209.58	32.99
5:45:00	22:33:00	11-01-2010	96.65	104.10	100.38	7.44	6.67	6912	23583.74	209.58	32.98
5:46:00	22:34:00	11-01-2010	96.70	104.05	100.37	7.34	6.70	6917	23600.80	209.65	32.99
5:47:00	22:35:00	11-01-2010	96.70	104.05	100.37	7.34	6.74	6915	23593.98	209.58	32.99
5:48:00	22:36:00	11-01-2010	96.73	104.10	100.41	7.37	6.77	6912	23583.74	209.58	32.98
5:49:00	22:37:00	11-01-2010	96.73	104.12	100.42	7.40	6.77	6917	23600.80	209.65	32.99
5:50:00	22:38:00	11-01-2010	96.75	104.15	100.45	7.40	6.72	6917	23600.80	209.65	32.99
5:51:00	22:39:00	11-01-2010	96.75	104.10	100.42	7.34	6.80	6917	23600.80	209.58	33.00
5:52:00	22:40:00	11-01-2010	96.75	104.15	100.45	7.40	6.77	6912	23583.74	209.58	32.98
5:53:00	22:41:00	11-01-2010	96.82	104.15	100.49	7.32	6.80	6914	23590.57	209.65	32.98
5:54:00	22:42:00	11-01-2010	96.82	104.20	100.51	7.38	6.74	6910	23576.92	209.52	32.98
5:55:00	22:43:00	11-01-2010	96.82	104.20	100.51	7.38	6.72	6917	23600.80	209.58	33.00
5:56:00	22:44:00	11-01-2010	96.82	104.23	100.53	7.40	6.76	6914	23590.57	209.65	32.98
5:57:00	22:45:00	11-01-2010	96.85	104.20	100.52	7.35	6.74	6912	23583.74	209.58	32.98
5:58:00	22:46:00	11-01-2010	96.87	104.30	100.59	7.43	6.80	6912	23583.74	209.52	32.99
5:59:00	22:47:00	11-01-2010	96.90	104.28	100.59	7.38	6.77	6919	23607.63	209.71	32.99

HEAT OF REJECTION DATA SET:											
<u>DURATION</u>	<u>TIME</u>	<u>DATE</u>	<u>EWT</u>	<u>LWT</u>	<u>T AVG</u>	<u>ΔT</u>	<u>FLOW</u>	<u>TWATT</u>	<u>BTU</u>	<u>HTRV</u>	<u>HTRA</u>
6:00:00	22:48:00	11-01-2010	96.90	104.33	100.61	7.43	6.75	6909	23573.51	209.58	32.97
6:01:00	22:49:00	11-01-2010	96.92	104.25	100.59	7.33	6.77	6915	23593.98	209.58	32.99
6:02:00	22:50:00	11-01-2010	96.92	104.41	100.66	7.49	6.77	6912	23583.74	209.58	32.98
6:03:00	22:51:00	11-01-2010	96.92	104.30	100.61	7.38	6.80	6914	23590.57	209.65	32.98
6:04:00	22:52:00	11-01-2010	96.97	104.38	100.68	7.41	6.74	6912	23583.74	209.58	32.98
6:05:00	22:53:00	11-01-2010	96.97	104.38	100.68	7.41	6.78	6915	23593.98	209.52	33.00
6:06:00	22:54:00	11-01-2010	96.99	104.41	100.70	7.41	6.80	6915	23593.98	209.58	32.99
6:07:00	22:55:00	11-01-2010	97.02	104.51	100.77	7.49	6.75	6916	23597.39	209.71	32.98
6:08:00	22:56:00	11-01-2010	97.02	104.49	100.75	7.47	6.85	6912	23583.74	209.58	32.98
6:09:00	22:57:00	11-01-2010	97.04	104.51	100.78	7.47	6.76	6915	23593.98	209.58	32.99
6:10:00	22:58:00	11-01-2010	97.07	104.51	100.79	7.44	6.71	6909	23573.51	209.58	32.97
6:11:00	22:59:00	11-01-2010	97.09	104.46	100.78	7.37	6.72	6914	23590.57	209.65	32.98
6:12:00	23:00:00	11-01-2010	97.09	104.56	100.83	7.47	6.76	6912	23583.74	209.58	32.98
6:13:00	23:01:00	11-01-2010	97.12	104.51	100.81	7.40	6.82	6910	23576.92	209.52	32.98
6:14:00	23:02:00	11-01-2010	97.12	104.49	100.80	7.37	6.74	6921	23614.45	209.71	33.00
6:15:00	23:03:00	11-01-2010	97.14	104.59	100.87	7.45	6.80	6915	23593.98	209.58	32.99
6:16:00	23:04:00	11-01-2010	97.16	104.54	100.85	7.37	6.74	6910	23576.92	209.52	32.98
6:17:00	23:05:00	11-01-2010	97.19	104.62	100.90	7.43	6.77	6915	23593.98	209.58	32.99
6:18:00	23:06:00	11-01-2010	97.16	104.62	100.89	7.45	6.76	6912	23583.74	209.58	32.98
6:19:00	23:07:00	11-01-2010	97.19	104.59	100.89	7.40	6.76	6915	23593.98	209.58	32.99
6:20:00	23:08:00	11-01-2010	97.21	104.62	100.91	7.40	6.79	6912	23583.74	209.52	32.99
6:21:00	23:09:00	11-01-2010	97.21	104.64	100.93	7.43	6.71	6917	23600.80	209.65	32.99
6:22:00	23:10:00	11-01-2010	97.21	104.72	100.97	7.51	6.72	6914	23590.57	209.65	32.98
6:23:00	23:11:00	11-01-2010	97.26	104.64	100.95	7.38	6.81	6909	23573.51	209.58	32.97
6:24:00	23:12:00	11-01-2010	97.29	104.62	100.95	7.33	6.81	6910	23576.92	209.52	32.98
6:25:00	23:13:00	11-01-2010	97.29	104.69	100.99	7.41	6.77	6912	23583.74	209.58	32.98
6:26:00	23:14:00	11-01-2010	97.34	104.67	101.00	7.33	6.77	6915	23593.98	209.58	32.99
6:27:00	23:15:00	11-01-2010	97.31	104.72	101.02	7.41	6.75	6910	23576.92	209.52	32.98
6:28:00	23:16:00	11-01-2010	97.31	104.77	101.04	7.46	6.73	6912	23583.74	209.58	32.98
6:29:00	23:17:00	11-01-2010	97.34	104.75	101.04	7.41	6.84	6916	23597.39	209.71	32.98
6:30:00	23:18:00	11-01-2010	97.36	104.77	101.07	7.41	6.80	6919	23607.63	209.65	33.00
6:31:00	23:19:00	11-01-2010	97.38	104.72	101.05	7.34	6.72	6912	23583.74	209.58	32.98
6:32:00	23:20:00	11-01-2010	97.38	104.85	101.12	7.47	6.77	6912	23583.74	209.58	32.98
6:33:00	23:21:00	11-01-2010	97.41	104.80	101.10	7.39	6.80	6912	23583.74	209.58	32.98
6:34:00	23:22:00	11-01-2010	97.41	104.80	101.10	7.39	6.78	6910	23576.92	209.52	32.98
6:35:00	23:23:00	11-01-2010	97.41	104.82	101.12	7.42	6.82	6912	23583.74	209.58	32.98
6:36:00	23:24:00	11-01-2010	97.46	104.82	101.14	7.37	6.76	6913	23587.16	209.71	32.97
6:37:00	23:25:00	11-01-2010	97.46	104.90	101.18	7.45	6.74	6915	23593.98	209.58	32.99
6:38:00	23:26:00	11-01-2010	97.46	104.90	101.18	7.45	6.47	6912	23583.74	209.58	32.98
6:39:00	23:27:00	11-01-2010	97.51	104.93	101.22	7.42	6.60	6909	23573.51	209.58	32.97
6:40:00	23:28:00	11-01-2010	97.51	104.90	101.20	7.40	6.64	6912	23583.74	209.58	32.98
6:41:00	23:29:00	11-01-2010	97.51	104.93	101.22	7.42	6.58	6912	23583.74	209.58	32.98
6:42:00	23:30:00	11-01-2010	97.53	104.88	101.20	7.35	6.60	6917	23600.80	209.65	32.99
6:43:00	23:31:00	11-01-2010	97.53	104.93	101.23	7.40	6.70	6914	23590.57	209.65	32.98
6:44:00	23:32:00	11-01-2010	97.55	104.98	101.27	7.43	6.69	6915	23593.98	209.58	32.99

HEAT OF REJECTION DATA SET:											
<u>DURATION</u>	<u>TIME</u>	<u>DATE</u>	<u>EWT</u>	<u>LWT</u>	<u>T AVG</u>	<u>ΔT</u>	<u>FLOW</u>	<u>TWATT</u>	<u>BTU</u>	<u>HTRV</u>	<u>HTRA</u>
6:45:00	23:33:00	11-01-2010	97.55	104.93	101.24	7.37	6.67	6912	23583.74	209.58	32.98
6:46:00	23:34:00	11-01-2010	97.60	104.90	101.25	7.30	6.66	6912	23583.74	209.58	32.98
6:47:00	23:35:00	11-01-2010	97.60	104.98	101.29	7.38	6.71	6912	23583.74	209.52	32.99
6:48:00	23:36:00	11-01-2010	97.60	105.06	101.33	7.45	6.63	6909	23573.51	209.58	32.97
6:49:00	23:37:00	11-01-2010	97.63	105.06	101.34	7.43	6.66	6914	23590.57	209.65	32.98
6:50:00	23:38:00	11-01-2010	97.63	105.01	101.32	7.38	6.68	6909	23573.51	209.58	32.97
6:51:00	23:39:00	11-01-2010	97.68	105.03	101.35	7.36	6.69	6907	23566.68	209.58	32.96
6:52:00	23:40:00	11-01-2010	97.68	105.06	101.37	7.38	6.66	6910	23576.92	209.52	32.98
6:53:00	23:41:00	11-01-2010	97.68	105.14	101.41	7.46	6.66	6915	23593.98	209.58	32.99
6:54:00	23:42:00	11-01-2010	97.70	105.06	101.38	7.36	6.68	6917	23600.80	209.65	32.99
6:55:00	23:43:00	11-01-2010	97.70	105.14	101.42	7.44	6.64	6912	23583.74	209.58	32.98
6:56:00	23:44:00	11-01-2010	97.70	105.14	101.42	7.44	6.69	6910	23576.92	209.52	32.98
6:57:00	23:45:00	11-01-2010	97.73	105.08	101.41	7.36	6.60	6909	23573.51	209.58	32.97
6:58:00	23:46:00	11-01-2010	97.75	105.16	101.46	7.41	6.72	6910	23576.92	209.52	32.98
6:59:00	23:47:00	11-01-2010	97.75	105.16	101.46	7.41	6.62	6907	23566.68	209.52	32.97
7:00:00	23:48:00	11-01-2010	97.77	105.19	101.48	7.41	6.67	6915	23593.98	209.58	32.99
7:01:00	23:49:00	11-01-2010	97.77	105.22	101.50	7.44	6.63	6912	23583.74	209.58	32.98
7:02:00	23:50:00	11-01-2010	97.82	105.19	101.51	7.37	6.68	6912	23583.74	209.58	32.98
7:03:00	23:51:00	11-01-2010	97.80	105.24	101.52	7.44	6.63	6912	23583.74	209.58	32.98
7:04:00	23:52:00	11-01-2010	97.82	105.27	101.55	7.44	6.60	6907	23566.68	209.58	32.96
7:05:00	23:53:00	11-01-2010	97.82	105.22	101.52	7.39	6.64	6912	23583.74	209.52	32.99
7:06:00	23:54:00	11-01-2010	97.87	105.24	101.56	7.37	6.69	6907	23566.68	209.52	32.97
7:07:00	23:55:00	11-01-2010	97.87	105.27	101.57	7.40	6.65	6909	23573.51	209.58	32.97
7:08:00	23:56:00	11-01-2010	97.90	105.35	101.62	7.45	6.66	6912	23583.74	209.58	32.98
7:09:00	23:57:00	11-01-2010	97.90	105.27	101.58	7.37	6.69	6909	23573.51	209.58	32.97
7:10:00	23:58:00	11-01-2010	97.90	105.32	101.61	7.42	6.64	6912	23583.74	209.58	32.98
7:11:00	23:59:00	11-01-2010	97.92	105.29	101.61	7.37	6.69	6907	23566.68	209.52	32.97
7:12:00	0:00:00	11-02-2010	97.92	105.45	101.69	7.53	6.62	6908	23570.10	209.46	32.98
7:13:00	0:01:00	11-02-2010	97.95	105.35	101.65	7.40	6.72	6914	23590.57	209.65	32.98
7:14:00	0:02:00	11-02-2010	97.97	105.35	101.66	7.38	6.66	6909	23573.51	209.58	32.97
7:15:00	0:03:00	11-02-2010	97.99	105.48	101.74	7.48	6.56	6912	23583.74	209.58	32.98
7:16:00	0:04:00	11-02-2010	97.99	105.37	101.68	7.38	6.69	6912	23583.74	209.58	32.98
7:17:00	0:05:00	11-02-2010	97.97	105.42	101.70	7.45	6.75	6917	23600.80	209.65	32.99
7:18:00	0:06:00	11-02-2010	98.02	105.45	101.74	7.43	6.67	6910	23576.92	209.52	32.98
7:19:00	0:07:00	11-02-2010	98.02	105.45	101.74	7.43	6.63	6909	23573.51	209.58	32.97
7:20:00	0:08:00	11-02-2010	98.04	105.48	101.76	7.43	6.74	6917	23600.80	209.65	32.99
7:21:00	0:09:00	11-02-2010	98.04	105.40	101.72	7.35	6.77	6907	23566.68	209.52	32.97
7:22:00	0:10:00	11-02-2010	98.04	105.45	101.75	7.41	6.66	6909	23573.51	209.58	32.97
7:23:00	0:11:00	11-02-2010	98.09	105.48	101.79	7.38	6.73	6907	23566.68	209.52	32.97
7:24:00	0:12:00	11-02-2010	98.09	105.58	101.84	7.49	6.66	6910	23576.92	209.52	32.98
7:25:00	0:13:00	11-02-2010	98.09	105.45	101.77	7.36	6.66	6912	23583.74	209.58	32.98
7:26:00	0:14:00	11-02-2010	98.09	105.48	101.79	7.38	6.73	6909	23573.51	209.58	32.97
7:27:00	0:15:00	11-02-2010	98.12	105.56	101.84	7.44	6.70	6910	23576.92	209.52	32.98
7:28:00	0:16:00	11-02-2010	98.12	105.56	101.84	7.44	6.77	6909	23573.51	209.58	32.97
7:29:00	0:17:00	11-02-2010	98.17	105.66	101.91	7.49	6.63	6910	23576.92	209.52	32.98

HEAT OF REJECTION DATA SET:											
<u>DURATION</u>	<u>TIME</u>	<u>DATE</u>	<u>EWT</u>	<u>LWT</u>	<u>T AVG</u>	<u>ΔT</u>	<u>FLOW</u>	<u>TWATT</u>	<u>BTU</u>	<u>HTRV</u>	<u>HTRA</u>
7:30:00	0:18:00	11-02-2010	98.14	105.63	101.89	7.49	6.66	6910	23576.92	209.52	32.98
7:31:00	0:19:00	11-02-2010	98.17	105.58	101.87	7.42	6.75	6907	23566.68	209.58	32.96
7:32:00	0:20:00	11-02-2010	98.19	105.56	101.87	7.37	6.63	6912	23583.74	209.58	32.98
7:33:00	0:21:00	11-02-2010	98.22	105.61	101.91	7.39	6.77	6905	23559.86	209.52	32.96
7:34:00	0:22:00	11-02-2010	98.22	105.66	101.94	7.45	6.68	6907	23566.68	209.58	32.96
7:35:00	0:23:00	11-02-2010	98.24	105.66	101.95	7.42	6.70	6907	23566.68	209.52	32.97
7:36:00	0:24:00	11-02-2010	98.26	105.61	101.94	7.34	6.63	6912	23583.74	209.58	32.98
7:37:00	0:25:00	11-02-2010	98.29	105.66	101.98	7.37	6.75	6915	23593.98	209.58	32.99
7:38:00	0:26:00	11-02-2010	98.29	105.66	101.98	7.37	6.71	6910	23576.92	209.52	32.98
7:39:00	0:27:00	11-02-2010	98.29	105.69	101.99	7.40	6.68	6907	23566.68	209.52	32.97
7:40:00	0:28:00	11-02-2010	98.29	105.66	101.98	7.37	6.77	6912	23583.74	209.58	32.98
7:41:00	0:29:00	11-02-2010	98.29	105.71	102.00	7.42	6.80	6912	23583.74	209.58	32.98
7:42:00	0:30:00	11-02-2010	98.29	105.74	102.01	7.45	6.77	6912	23583.74	209.58	32.98
7:43:00	0:31:00	11-02-2010	98.34	105.77	102.05	7.43	6.72	6915	23593.98	209.58	32.99
7:44:00	0:32:00	11-02-2010	98.34	105.77	102.05	7.43	6.71	6910	23576.92	209.52	32.98
7:45:00	0:33:00	11-02-2010	98.31	105.77	102.04	7.45	6.69	6912	23583.74	209.58	32.98
7:46:00	0:34:00	11-02-2010	98.36	105.87	102.12	7.51	6.72	6910	23576.92	209.52	32.98
7:47:00	0:35:00	11-02-2010	98.39	105.74	102.06	7.35	6.78	6907	23566.68	209.52	32.97
7:48:00	0:36:00	11-02-2010	98.39	105.84	102.12	7.46	6.72	6904	23556.45	209.58	32.94
7:49:00	0:37:00	11-02-2010	98.39	105.82	102.10	7.43	6.75	6910	23576.92	209.52	32.98
7:50:00	0:38:00	11-02-2010	98.39	105.79	102.09	7.40	6.70	6909	23573.51	209.58	32.97
7:51:00	0:39:00	11-02-2010	98.41	105.79	102.10	7.38	6.67	6909	23573.51	209.58	32.97
7:52:00	0:40:00	11-02-2010	98.46	105.82	102.14	7.36	6.68	6907	23566.68	209.52	32.97
7:53:00	0:41:00	11-02-2010	98.46	105.84	102.15	7.38	6.74	6912	23583.74	209.58	32.98
7:54:00	0:42:00	11-02-2010	98.46	105.87	102.17	7.41	6.72	6909	23573.51	209.58	32.97
7:55:00	0:43:00	11-02-2010	98.49	105.92	102.20	7.44	6.77	6908	23570.10	209.46	32.98
7:56:00	0:44:00	11-02-2010	98.51	105.87	102.19	7.36	6.76	6909	23573.51	209.58	32.97
7:57:00	0:45:00	11-02-2010	98.51	105.95	102.23	7.44	6.71	6907	23566.68	209.52	32.97
7:58:00	0:46:00	11-02-2010	98.51	105.95	102.23	7.44	6.75	6905	23559.86	209.46	32.97
7:59:00	0:47:00	11-02-2010	98.53	105.95	102.24	7.42	6.78	6914	23590.57	209.65	32.98
8:00:00	0:48:00	11-02-2010	98.53	105.92	102.23	7.39	6.76	6910	23576.92	209.52	32.98
8:01:00	0:49:00	11-02-2010	98.53	105.95	102.24	7.42	6.67	6915	23593.98	209.58	32.99
8:02:00	0:50:00	11-02-2010	98.56	106.08	102.32	7.52	6.63	6909	23573.51	209.58	32.97
8:03:00	0:51:00	11-02-2010	98.58	105.98	102.28	7.39	6.70	6910	23576.92	209.52	32.98
8:04:00	0:52:00	11-02-2010	98.58	106.00	102.29	7.42	6.75	6909	23573.51	209.58	32.97
8:05:00	0:53:00	11-02-2010	98.58	106.00	102.29	7.42	6.76	6909	23573.51	209.58	32.97
8:06:00	0:54:00	11-02-2010	98.58	105.98	102.28	7.39	6.79	6910	23576.92	209.52	32.98
8:07:00	0:55:00	11-02-2010	98.61	106.03	102.32	7.42	6.78	6912	23583.74	209.58	32.98
8:08:00	0:56:00	11-02-2010	98.63	106.08	102.36	7.45	6.82	6905	23559.86	209.52	32.96
8:09:00	0:57:00	11-02-2010	98.63	106.00	102.32	7.37	6.74	6907	23566.68	209.52	32.97
8:10:00	0:58:00	11-02-2010	98.66	106.03	102.34	7.37	6.80	6912	23583.74	209.58	32.98
8:11:00	0:59:00	11-02-2010	98.68	106.08	102.38	7.40	6.74	6907	23566.68	209.52	32.97
8:12:00	1:00:00	11-02-2010	98.66	106.08	102.37	7.42	6.74	6912	23583.74	209.58	32.98
8:13:00	1:01:00	11-02-2010	98.68	106.08	102.38	7.40	6.78	6909	23573.51	209.58	32.97
8:14:00	1:02:00	11-02-2010	98.68	106.13	102.41	7.45	6.75	6907	23566.68	209.52	32.97

HEAT OF REJECTION DATA SET:											
<u>DURATION</u>	<u>TIME</u>	<u>DATE</u>	<u>EWT</u>	<u>LWT</u>	<u>T AVG</u>	<u>ΔT</u>	<u>FLOW</u>	<u>TWATT</u>	<u>BTU</u>	<u>HTRV</u>	<u>HTRA</u>
8:15:00	1:03:00	11-02-2010	98.71	106.08	102.39	7.37	6.80	6910	23576.92	209.52	32.98
8:16:00	1:04:00	11-02-2010	98.71	106.16	102.43	7.45	6.75	6912	23583.74	209.58	32.98
8:17:00	1:05:00	11-02-2010	98.71	106.21	102.46	7.51	6.75	6907	23566.68	209.52	32.97
8:18:00	1:06:00	11-02-2010	98.76	106.24	102.50	7.48	6.72	6902	23549.62	209.52	32.94
8:19:00	1:07:00	11-02-2010	98.76	106.16	102.46	7.40	6.79	6907	23566.68	209.58	32.96
8:20:00	1:08:00	11-02-2010	98.76	106.13	102.45	7.38	6.79	6908	23570.10	209.46	32.98
8:21:00	1:09:00	11-02-2010	98.78	106.19	102.48	7.41	6.75	6905	23559.86	209.52	32.96
8:22:00	1:10:00	11-02-2010	98.78	106.13	102.46	7.35	6.79	6909	23573.51	209.58	32.97
8:23:00	1:11:00	11-02-2010	98.81	106.16	102.48	7.36	6.75	6907	23566.68	209.52	32.97
8:24:00	1:12:00	11-02-2010	98.81	106.16	102.48	7.36	6.70	6907	23566.68	209.58	32.96
8:25:00	1:13:00	11-02-2010	98.81	106.27	102.54	7.46	6.74	6905	23559.86	209.52	32.96
8:26:00	1:14:00	11-02-2010	98.81	106.21	102.51	7.41	6.68	6908	23570.10	209.46	32.98
8:27:00	1:15:00	11-02-2010	98.83	106.24	102.54	7.41	6.66	6909	23573.51	209.58	32.97
8:28:00	1:16:00	11-02-2010	98.85	106.35	102.60	7.49	6.68	6907	23566.68	209.58	32.96
8:29:00	1:17:00	11-02-2010	98.85	106.24	102.55	7.39	6.74	6905	23559.86	209.46	32.97
8:30:00	1:18:00	11-02-2010	98.90	106.27	102.59	7.36	6.74	6912	23583.74	209.58	32.98
8:31:00	1:19:00	11-02-2010	98.88	106.27	102.57	7.39	6.72	6905	23559.86	209.52	32.96
8:32:00	1:20:00	11-02-2010	98.88	106.32	102.60	7.44	6.66	6903	23553.04	209.46	32.96
8:33:00	1:21:00	11-02-2010	98.90	106.32	102.61	7.41	6.65	6909	23573.51	209.58	32.97
8:34:00	1:22:00	11-02-2010	98.90	106.32	102.61	7.41	6.70	6905	23559.86	209.46	32.97
8:35:00	1:23:00	11-02-2010	98.95	106.32	102.64	7.37	6.75	6905	23559.86	209.46	32.97
8:36:00	1:24:00	11-02-2010	98.95	106.40	102.68	7.45	6.66	6912	23583.74	209.58	32.98
8:37:00	1:25:00	11-02-2010	98.95	106.37	102.66	7.42	6.68	6908	23570.10	209.46	32.98
8:38:00	1:26:00	11-02-2010	98.98	106.40	102.69	7.42	6.63	6908	23570.10	209.46	32.98
8:39:00	1:27:00	11-02-2010	98.95	106.32	102.64	7.37	6.74	6909	23573.51	209.58	32.97
8:40:00	1:28:00	11-02-2010	98.98	106.43	102.70	7.45	6.65	6905	23559.86	209.52	32.96
8:41:00	1:29:00	11-02-2010	99.00	106.40	102.70	7.40	6.73	6907	23566.68	209.52	32.97
8:42:00	1:30:00	11-02-2010	99.00	106.37	102.69	7.37	6.70	6907	23566.68	209.58	32.96
8:43:00	1:31:00	11-02-2010	99.00	106.45	102.73	7.45	6.70	6905	23559.86	209.46	32.97
8:44:00	1:32:00	11-02-2010	99.03	106.50	102.77	7.48	6.62	6912	23583.74	209.58	32.98
8:45:00	1:33:00	11-02-2010	99.05	106.48	102.77	7.43	6.69	6912	23583.74	209.58	32.98
8:46:00	1:34:00	11-02-2010	99.03	106.50	102.77	7.48	6.66	6907	23566.68	209.52	32.97
8:47:00	1:35:00	11-02-2010	99.05	106.45	102.75	7.40	6.64	6909	23573.51	209.58	32.97
8:48:00	1:36:00	11-02-2010	99.05	106.50	102.78	7.45	6.69	6909	23573.51	209.58	32.97
8:49:00	1:37:00	11-02-2010	99.08	106.50	102.79	7.43	6.70	6907	23566.68	209.52	32.97
8:50:00	1:38:00	11-02-2010	99.10	106.53	102.82	7.43	6.69	6909	23573.51	209.58	32.97
8:51:00	1:39:00	11-02-2010	99.10	106.53	102.82	7.43	6.62	6907	23566.68	209.52	32.97
8:52:00	1:40:00	11-02-2010	99.10	106.61	102.86	7.51	6.70	6908	23570.10	209.46	32.98
8:53:00	1:41:00	11-02-2010	99.10	106.50	102.80	7.40	6.71	6909	23573.51	209.58	32.97
8:54:00	1:42:00	11-02-2010	99.13	106.58	102.86	7.46	6.68	6910	23576.92	209.52	32.98
8:55:00	1:43:00	11-02-2010	99.15	106.53	102.84	7.38	6.63	6903	23553.04	209.46	32.96
8:56:00	1:44:00	11-02-2010	99.15	106.56	102.85	7.41	6.73	6904	23556.45	209.58	32.94
8:57:00	1:45:00	11-02-2010	99.15	106.53	102.84	7.38	6.71	6907	23566.68	209.52	32.97
8:58:00	1:46:00	11-02-2010	99.15	106.58	102.87	7.43	6.70	6905	23559.86	209.52	32.96
8:59:00	1:47:00	11-02-2010	99.18	106.61	102.89	7.43	6.73	6909	23573.51	209.58	32.97

HEAT OF REJECTION DATA SET:											
<u>DURATION</u>	<u>TIME</u>	<u>DATE</u>	<u>EWT</u>	<u>LWT</u>	<u>T AVG</u>	<u>ΔT</u>	<u>FLOW</u>	<u>TWATT</u>	<u>BTU</u>	<u>HTRV</u>	<u>HTRA</u>
9:00:00	1:48:00	11-02-2010	99.18	106.66	102.92	7.49	6.64	6903	23553.04	209.40	32.97
9:01:00	1:49:00	11-02-2010	99.20	106.61	102.91	7.41	6.72	6909	23573.51	209.58	32.97
9:02:00	1:50:00	11-02-2010	99.20	106.61	102.91	7.41	6.73	6907	23566.68	209.58	32.96
9:03:00	1:51:00	11-02-2010	99.23	106.61	102.92	7.39	6.71	6903	23553.04	209.46	32.96
9:04:00	1:52:00	11-02-2010	99.23	106.61	102.92	7.39	6.64	6909	23573.51	209.58	32.97
9:05:00	1:53:00	11-02-2010	99.27	106.69	102.98	7.41	6.70	6912	23583.74	209.58	32.98
9:06:00	1:54:00	11-02-2010	99.27	106.72	103.00	7.44	6.71	6910	23576.92	209.52	32.98
9:07:00	1:55:00	11-02-2010	99.27	106.66	102.97	7.39	6.62	6909	23573.51	209.58	32.97
9:08:00	1:56:00	11-02-2010	99.27	106.72	103.00	7.44	6.73	6905	23559.86	209.52	32.96
9:09:00	1:57:00	11-02-2010	99.27	106.69	102.98	7.41	6.76	6912	23583.74	209.58	32.98
9:10:00	1:58:00	11-02-2010	99.27	106.74	103.01	7.47	6.66	6909	23573.51	209.58	32.97
9:11:00	1:59:00	11-02-2010	99.30	106.74	103.02	7.44	6.60	6905	23559.86	209.52	32.96
9:12:00	2:00:00	11-02-2010	99.32	106.66	102.99	7.34	6.72	6905	23559.86	209.46	32.97
9:13:00	2:01:00	11-02-2010	99.30	106.69	102.99	7.39	6.75	6907	23566.68	209.58	32.96
9:14:00	2:02:00	11-02-2010	99.37	106.74	103.06	7.37	6.74	6912	23583.74	209.58	32.98
9:15:00	2:03:00	11-02-2010	99.35	106.72	103.03	7.37	6.66	6907	23566.68	209.52	32.97
9:16:00	2:04:00	11-02-2010	99.35	106.80	103.07	7.45	6.72	6907	23566.68	209.58	32.96
9:17:00	2:05:00	11-02-2010	99.37	106.82	103.10	7.45	6.65	6910	23576.92	209.52	32.98
9:18:00	2:06:00	11-02-2010	99.37	106.82	103.10	7.45	6.69	6910	23576.92	209.52	32.98
9:19:00	2:07:00	11-02-2010	99.37	106.80	103.09	7.42	6.69	6907	23566.68	209.58	32.96
9:20:00	2:08:00	11-02-2010	99.40	106.82	103.11	7.42	6.64	6910	23576.92	209.52	32.98
9:21:00	2:09:00	11-02-2010	99.40	106.80	103.10	7.40	6.70	6903	23553.04	209.46	32.96
9:22:00	2:10:00	11-02-2010	99.40	106.80	103.10	7.40	6.64	6905	23559.86	209.52	32.96
9:23:00	2:11:00	11-02-2010	99.40	106.82	103.11	7.42	6.68	6910	23576.92	209.52	32.98
9:24:00	2:12:00	11-02-2010	99.45	106.93	103.19	7.48	6.68	6905	23559.86	209.46	32.97
9:25:00	2:13:00	11-02-2010	99.45	106.82	103.14	7.37	6.69	6907	23566.68	209.58	32.96
9:26:00	2:14:00	11-02-2010	99.47	106.88	103.17	7.40	6.72	6907	23566.68	209.52	32.97
9:27:00	2:15:00	11-02-2010	99.47	106.85	103.16	7.38	6.66	6907	23566.68	209.52	32.97
9:28:00	2:16:00	11-02-2010	99.45	106.93	103.19	7.48	6.69	6907	23566.68	209.58	32.96
9:29:00	2:17:00	11-02-2010	99.47	106.82	103.15	7.35	6.71	6907	23566.68	209.52	32.97
9:30:00	2:18:00	11-02-2010	99.47	106.88	103.17	7.40	6.73	6910	23576.92	209.52	32.98
9:31:00	2:19:00	11-02-2010	99.47	106.93	103.20	7.46	6.70	6912	23583.74	209.58	32.98
9:32:00	2:20:00	11-02-2010	99.47	106.90	103.19	7.43	6.71	6903	23553.04	209.40	32.97
9:33:00	2:21:00	11-02-2010	99.50	106.98	103.24	7.48	6.68	6907	23566.68	209.58	32.96
9:34:00	2:22:00	11-02-2010	99.52	106.96	103.24	7.43	6.71	6909	23573.51	209.58	32.97
9:35:00	2:23:00	11-02-2010	99.50	106.90	103.20	7.40	6.75	6910	23576.92	209.52	32.98
9:36:00	2:24:00	11-02-2010	99.52	107.01	103.27	7.49	6.69	6907	23566.68	209.58	32.96
9:37:00	2:25:00	11-02-2010	99.55	107.04	103.29	7.49	6.77	6909	23573.51	209.58	32.97
9:38:00	2:26:00	11-02-2010	99.57	106.98	103.28	7.41	6.72	6907	23566.68	209.52	32.97
9:39:00	2:27:00	11-02-2010	99.57	106.96	103.26	7.38	6.72	6907	23566.68	209.58	32.96
9:40:00	2:28:00	11-02-2010	99.55	106.96	103.25	7.41	6.77	6910	23576.92	209.52	32.98
9:41:00	2:29:00	11-02-2010	99.60	107.09	103.34	7.49	6.74	6905	23559.86	209.46	32.97
9:42:00	2:30:00	11-02-2010	99.60	107.01	103.30	7.41	6.57	6912	23583.74	209.58	32.98
9:43:00	2:31:00	11-02-2010	99.60	106.98	103.29	7.38	6.63	6907	23566.68	209.58	32.96
9:44:00	2:32:00	11-02-2010	99.60	107.06	103.33	7.46	6.70	6907	23566.68	209.52	32.97

HEAT OF REJECTION DATA SET:											
<u>DURATION</u>	<u>TIME</u>	<u>DATE</u>	<u>EWT</u>	<u>LWT</u>	<u>T AVG</u>	<u>ΔT</u>	<u>FLOW</u>	<u>TWATT</u>	<u>BTU</u>	<u>HTRV</u>	<u>HTRA</u>
9:45:00	2:33:00	11-02-2010	99.62	107.04	103.33	7.41	6.68	6909	23573.51	209.58	32.97
9:46:00	2:34:00	11-02-2010	99.62	107.06	103.34	7.44	6.70	6909	23573.51	209.58	32.97
9:47:00	2:35:00	11-02-2010	99.65	107.09	103.37	7.44	6.73	6903	23553.04	209.40	32.97
9:48:00	2:36:00	11-02-2010	99.67	107.14	103.41	7.47	6.64	6905	23559.86	209.52	32.96
9:49:00	2:37:00	11-02-2010	99.67	107.06	103.37	7.39	6.76	6905	23559.86	209.52	32.96
9:50:00	2:38:00	11-02-2010	99.67	107.11	103.39	7.44	6.73	6905	23559.86	209.46	32.97
9:51:00	2:39:00	11-02-2010	99.67	107.14	103.41	7.47	6.76	6905	23559.86	209.52	32.96
9:52:00	2:40:00	11-02-2010	99.67	107.11	103.39	7.44	6.74	6907	23566.68	209.52	32.97
9:53:00	2:41:00	11-02-2010	99.70	107.11	103.41	7.42	6.68	6905	23559.86	209.46	32.97
9:54:00	2:42:00	11-02-2010	99.70	107.14	103.42	7.45	6.75	6903	23553.04	209.46	32.96
9:55:00	2:43:00	11-02-2010	99.72	107.11	103.42	7.39	6.75	6909	23573.51	209.58	32.97
9:56:00	2:44:00	11-02-2010	99.70	107.14	103.42	7.45	6.64	6910	23576.92	209.52	32.98
9:57:00	2:45:00	11-02-2010	99.72	107.19	103.46	7.47	6.76	6909	23573.51	209.58	32.97
9:58:00	2:46:00	11-02-2010	99.75	107.19	103.47	7.45	6.74	6905	23559.86	209.52	32.96
9:59:00	2:47:00	11-02-2010	99.75	107.19	103.47	7.45	6.77	6907	23566.68	209.52	32.97
10:00:00	2:48:00	11-02-2010	99.77	107.14	103.46	7.37	6.77	6905	23559.86	209.46	32.97
10:01:00	2:49:00	11-02-2010	99.77	107.14	103.46	7.37	6.70	6907	23566.68	209.58	32.96
10:02:00	2:50:00	11-02-2010	99.77	107.22	103.50	7.45	6.76	6902	23549.62	209.52	32.94
10:03:00	2:51:00	11-02-2010	99.77	107.25	103.51	7.48	6.76	6912	23583.74	209.58	32.98
10:04:00	2:52:00	11-02-2010	99.80	107.30	103.55	7.51	6.73	6909	23573.51	209.58	32.97
10:05:00	2:53:00	11-02-2010	99.80	107.25	103.52	7.45	6.76	6903	23553.04	209.46	32.96
10:06:00	2:54:00	11-02-2010	99.82	107.22	103.52	7.40	6.72	6907	23566.68	209.52	32.97
10:07:00	2:55:00	11-02-2010	99.82	107.25	103.53	7.43	6.73	6909	23573.51	209.58	32.97
10:08:00	2:56:00	11-02-2010	99.82	107.33	103.57	7.51	6.71	6907	23566.68	209.52	32.97
10:09:00	2:57:00	11-02-2010	99.82	107.27	103.55	7.45	6.65	6907	23566.68	209.52	32.97
10:10:00	2:58:00	11-02-2010	99.87	107.22	103.55	7.35	6.72	6909	23573.51	209.58	32.97
10:11:00	2:59:00	11-02-2010	99.87	107.27	103.57	7.40	6.72	6903	23553.04	209.46	32.96
10:12:00	3:00:00	11-02-2010	99.87	107.33	103.60	7.46	6.72	6907	23566.68	209.52	32.97
10:13:00	3:01:00	11-02-2010	99.87	107.33	103.60	7.46	6.73	6909	23573.51	209.58	32.97
10:14:00	3:02:00	11-02-2010	99.87	107.33	103.60	7.46	6.80	6909	23573.51	209.58	32.97
10:15:00	3:03:00	11-02-2010	99.89	107.35	103.62	7.46	6.74	6903	23553.04	209.46	32.96
10:16:00	3:04:00	11-02-2010	99.89	107.35	103.62	7.46	6.74	6907	23566.68	209.58	32.96
10:17:00	3:05:00	11-02-2010	99.89	107.35	103.62	7.46	6.72	6907	23566.68	209.52	32.97
10:18:00	3:06:00	11-02-2010	99.89	107.38	103.64	7.49	6.70	6903	23553.04	209.46	32.96
10:19:00	3:07:00	11-02-2010	99.94	107.35	103.65	7.41	6.69	6902	23549.62	209.52	32.94
10:20:00	3:08:00	11-02-2010	99.94	107.41	103.68	7.46	6.78	6905	23559.86	209.52	32.96
10:21:00	3:09:00	11-02-2010	99.97	107.43	103.70	7.47	6.75	6903	23553.04	209.46	32.96
10:22:00	3:10:00	11-02-2010	99.97	107.41	103.69	7.44	6.74	6907	23566.68	209.58	32.96
10:23:00	3:11:00	11-02-2010	99.97	107.33	103.65	7.36	6.77	6909	23573.51	209.58	32.97
10:24:00	3:12:00	11-02-2010	99.97	107.35	103.66	7.39	6.77	6905	23559.86	209.46	32.97
10:25:00	3:13:00	11-02-2010	99.99	107.38	103.69	7.39	6.75	6905	23559.86	209.52	32.96
10:26:00	3:14:00	11-02-2010	99.99	107.46	103.73	7.47	6.81	6907	23566.68	209.58	32.96
10:27:00	3:15:00	11-02-2010	100.02	107.41	103.71	7.39	6.76	6905	23559.86	209.46	32.97
10:28:00	3:16:00	11-02-2010	99.99	107.46	103.73	7.47	6.77	6907	23566.68	209.52	32.97
10:29:00	3:17:00	11-02-2010	100.04	107.43	103.74	7.39	6.76	6902	23549.62	209.52	32.94

HEAT OF REJECTION DATA SET:											
<u>DURATION</u>	<u>TIME</u>	<u>DATE</u>	<u>EWT</u>	<u>LWT</u>	<u>T AVG</u>	<u>ΔT</u>	<u>FLOW</u>	<u>TWATT</u>	<u>BTU</u>	<u>HTRV</u>	<u>HTRA</u>
10:30:00	3:18:00	11-02-2010	99.99	107.54	103.77	7.55	6.70	6905	23559.86	209.46	32.97
10:31:00	3:19:00	11-02-2010	100.02	107.46	103.74	7.44	6.70	6910	23576.92	209.52	32.98
10:32:00	3:20:00	11-02-2010	100.04	107.51	103.78	7.47	6.73	6907	23566.68	209.58	32.96
10:33:00	3:21:00	11-02-2010	100.07	107.43	103.75	7.37	6.75	6903	23553.04	209.46	32.96
10:34:00	3:22:00	11-02-2010	100.07	107.57	103.82	7.50	6.70	6909	23573.51	209.58	32.97
10:35:00	3:23:00	11-02-2010	100.07	107.46	103.77	7.39	6.72	6905	23559.86	209.52	32.96
10:36:00	3:24:00	11-02-2010	100.09	107.49	103.79	7.39	6.72	6903	23553.04	209.46	32.96
10:37:00	3:25:00	11-02-2010	100.09	107.62	103.86	7.53	6.72	6907	23566.68	209.52	32.97
10:38:00	3:26:00	11-02-2010	100.12	107.60	103.86	7.48	6.72	6907	23566.68	209.58	32.96
10:39:00	3:27:00	11-02-2010	100.12	107.57	103.84	7.45	6.75	6903	23553.04	209.46	32.96
10:40:00	3:28:00	11-02-2010	100.09	107.49	103.79	7.39	6.69	6909	23573.51	209.58	32.97
10:41:00	3:29:00	11-02-2010	100.12	107.51	103.82	7.40	6.61	6902	23549.62	209.52	32.94
10:42:00	3:30:00	11-02-2010	100.12	107.57	103.84	7.45	6.69	6905	23559.86	209.46	32.97
10:43:00	3:31:00	11-02-2010	100.14	107.57	103.86	7.42	6.71	6907	23566.68	209.52	32.97
10:44:00	3:32:00	11-02-2010	100.14	107.57	103.86	7.42	6.73	6909	23573.51	209.58	32.97
10:45:00	3:33:00	11-02-2010	100.17	107.60	103.88	7.43	6.78	6905	23559.86	209.46	32.97
10:46:00	3:34:00	11-02-2010	100.17	107.57	103.87	7.40	6.72	6907	23566.68	209.58	32.96
10:47:00	3:35:00	11-02-2010	100.19	107.57	103.88	7.37	6.75	6905	23559.86	209.52	32.96
10:48:00	3:36:00	11-02-2010	100.19	107.68	103.93	7.48	6.66	6903	23553.04	209.46	32.96
10:49:00	3:37:00	11-02-2010	100.17	107.65	103.91	7.48	6.72	6905	23559.86	209.52	32.96
10:50:00	3:38:00	11-02-2010	100.19	107.60	103.89	7.40	6.72	6909	23573.51	209.58	32.97
10:51:00	3:39:00	11-02-2010	100.19	107.62	103.91	7.43	6.74	6903	23553.04	209.40	32.97
10:52:00	3:40:00	11-02-2010	100.24	107.76	104.00	7.51	6.69	6905	23559.86	209.52	32.96
10:53:00	3:41:00	11-02-2010	100.24	107.68	103.96	7.43	6.75	6907	23566.68	209.52	32.97
10:54:00	3:42:00	11-02-2010	100.27	107.68	103.97	7.41	6.79	6905	23559.86	209.46	32.97
10:55:00	3:43:00	11-02-2010	100.24	107.70	103.97	7.46	6.69	6905	23559.86	209.52	32.96
10:56:00	3:44:00	11-02-2010	100.27	107.70	103.99	7.43	6.74	6902	23549.62	209.52	32.94
10:57:00	3:45:00	11-02-2010	100.27	107.68	103.97	7.41	6.66	6903	23553.04	209.46	32.96
10:58:00	3:46:00	11-02-2010	100.27	107.68	103.97	7.41	6.66	6905	23559.86	209.52	32.96
10:59:00	3:47:00	11-02-2010	100.27	107.73	104.00	7.46	6.62	6903	23553.04	209.46	32.96
11:00:00	3:48:00	11-02-2010	100.29	107.68	103.98	7.38	6.63	6903	23553.04	209.40	32.97
11:01:00	3:49:00	11-02-2010	100.27	107.76	104.01	7.49	6.69	6905	23559.86	209.46	32.97
11:02:00	3:50:00	11-02-2010	100.34	107.76	104.05	7.41	6.71	6909	23573.51	209.58	32.97
11:03:00	3:51:00	11-02-2010	100.32	107.73	104.02	7.41	6.69	6907	23566.68	209.52	32.97
11:04:00	3:52:00	11-02-2010	100.32	107.76	104.04	7.44	6.66	6908	23570.10	209.46	32.98
11:05:00	3:53:00	11-02-2010	100.32	107.76	104.04	7.44	6.74	6909	23573.51	209.58	32.97
11:06:00	3:54:00	11-02-2010	100.32	107.73	104.02	7.41	6.72	6903	23553.04	209.46	32.96
11:07:00	3:55:00	11-02-2010	100.37	107.84	104.10	7.47	6.66	6912	23583.74	209.58	32.98
11:08:00	3:56:00	11-02-2010	100.37	107.78	104.08	7.41	6.66	6909	23573.51	209.58	32.97
11:09:00	3:57:00	11-02-2010	100.37	107.84	104.10	7.47	6.66	6901	23546.21	209.40	32.96
11:10:00	3:58:00	11-02-2010	100.37	107.78	104.08	7.41	6.66	6905	23559.86	209.52	32.96
11:11:00	3:59:00	11-02-2010	100.37	107.81	104.09	7.44	6.71	6907	23566.68	209.52	32.97
11:12:00	4:00:00	11-02-2010	100.37	107.81	104.09	7.44	6.68	6901	23546.21	209.40	32.96
11:13:00	4:01:00	11-02-2010	100.39	107.86	104.13	7.47	6.64	6905	23559.86	209.46	32.97
11:14:00	4:02:00	11-02-2010	100.37	107.86	104.12	7.50	6.69	6907	23566.68	209.52	32.97

HEAT OF REJECTION DATA SET:											
<u>DURATION</u>	<u>TIME</u>	<u>DATE</u>	<u>EWT</u>	<u>LWT</u>	<u>T AVG</u>	<u>ΔT</u>	<u>FLOW</u>	<u>TWATT</u>	<u>BTU</u>	<u>HTRV</u>	<u>HTRA</u>
11:15:00	4:03:00	11-02-2010	100.42	107.81	104.11	7.39	6.72	6905	23559.86	209.46	32.97
11:16:00	4:04:00	11-02-2010	100.44	107.86	104.15	7.42	6.68	6908	23570.10	209.46	32.98
11:17:00	4:05:00	11-02-2010	100.42	107.78	104.10	7.36	6.75	6904	23556.45	209.58	32.94
11:18:00	4:06:00	11-02-2010	100.44	107.86	104.15	7.42	6.74	6905	23559.86	209.46	32.97
11:19:00	4:07:00	11-02-2010	100.44	107.94	104.19	7.50	6.63	6905	23559.86	209.46	32.97
11:20:00	4:08:00	11-02-2010	100.47	107.97	104.22	7.50	6.69	6905	23559.86	209.52	32.96
11:21:00	4:09:00	11-02-2010	100.47	107.89	104.18	7.42	6.66	6907	23566.68	209.52	32.97
11:22:00	4:10:00	11-02-2010	100.47	107.89	104.18	7.42	6.68	6905	23559.86	209.52	32.96
11:23:00	4:11:00	11-02-2010	100.47	107.89	104.18	7.42	6.71	6905	23559.86	209.52	32.96
11:24:00	4:12:00	11-02-2010	100.47	108.00	104.23	7.53	6.63	6905	23559.86	209.52	32.96
11:25:00	4:13:00	11-02-2010	100.47	107.94	104.21	7.48	6.68	6903	23553.04	209.46	32.96
11:26:00	4:14:00	11-02-2010	100.49	108.00	104.24	7.50	6.68	6905	23559.86	209.52	32.96
11:27:00	4:15:00	11-02-2010	100.52	107.94	104.23	7.43	6.63	6905	23559.86	209.52	32.96
11:28:00	4:16:00	11-02-2010	100.52	108.02	104.27	7.51	6.72	6903	23553.04	209.40	32.97
11:29:00	4:17:00	11-02-2010	100.52	108.00	104.26	7.48	6.75	6905	23559.86	209.52	32.96
11:30:00	4:18:00	11-02-2010	100.54	108.00	104.27	7.45	6.71	6905	23559.86	209.52	32.96
11:31:00	4:19:00	11-02-2010	100.52	107.97	104.24	7.45	6.70	6905	23559.86	209.46	32.97
11:32:00	4:20:00	11-02-2010	100.54	108.00	104.27	7.45	6.71	6905	23559.86	209.46	32.97
11:33:00	4:21:00	11-02-2010	100.57	107.97	104.27	7.40	6.67	6909	23573.51	209.58	32.97
11:34:00	4:22:00	11-02-2010	100.57	108.00	104.28	7.43	6.74	6900	23542.80	209.46	32.94
11:35:00	4:23:00	11-02-2010	100.57	108.08	104.32	7.51	6.66	6905	23559.86	209.52	32.96
11:36:00	4:24:00	11-02-2010	100.59	108.08	104.34	7.48	6.72	6902	23549.62	209.52	32.94
11:37:00	4:25:00	11-02-2010	100.59	108.00	104.29	7.40	6.69	6903	23553.04	209.46	32.96
11:38:00	4:26:00	11-02-2010	100.59	108.00	104.29	7.40	6.67	6907	23566.68	209.58	32.96
11:39:00	4:27:00	11-02-2010	100.59	108.00	104.29	7.40	6.66	6909	23573.51	209.58	32.97
11:40:00	4:28:00	11-02-2010	100.64	108.02	104.33	7.38	6.68	6905	23559.86	209.52	32.96
11:41:00	4:29:00	11-02-2010	100.64	108.05	104.35	7.41	6.74	6911	23580.33	209.65	32.97
11:42:00	4:30:00	11-02-2010	100.64	108.10	104.37	7.46	6.74	6907	23566.68	209.52	32.97
11:43:00	4:31:00	11-02-2010	100.64	108.08	104.36	7.43	6.66	6907	23566.68	209.58	32.96
11:44:00	4:32:00	11-02-2010	100.67	108.10	104.39	7.44	6.75	6905	23559.86	209.52	32.96
11:45:00	4:33:00	11-02-2010	100.67	108.10	104.39	7.44	6.66	6909	23573.51	209.58	32.97
11:46:00	4:34:00	11-02-2010	100.67	108.05	104.36	7.38	6.68	6900	23542.80	209.46	32.94
11:47:00	4:35:00	11-02-2010	100.67	108.10	104.39	7.44	6.75	6902	23549.62	209.52	32.94
11:48:00	4:36:00	11-02-2010	100.67	108.10	104.39	7.44	6.72	6903	23553.04	209.40	32.97
11:49:00	4:37:00	11-02-2010	100.69	108.10	104.40	7.41	6.62	6898	23535.98	209.40	32.94
11:50:00	4:38:00	11-02-2010	100.69	108.05	104.37	7.36	6.66	6902	23549.62	209.52	32.94
11:51:00	4:39:00	11-02-2010	100.69	108.13	104.41	7.44	6.67	6907	23566.68	209.52	32.97
11:52:00	4:40:00	11-02-2010	100.74	108.16	104.45	7.42	6.69	6901	23546.21	209.40	32.96
11:53:00	4:41:00	11-02-2010	100.72	108.24	104.48	7.52	6.72	6905	23559.86	209.46	32.97
11:54:00	4:42:00	11-02-2010	100.72	108.24	104.48	7.52	6.66	6903	23553.04	209.40	32.97
11:55:00	4:43:00	11-02-2010	100.74	108.16	104.45	7.42	6.74	6903	23553.04	209.40	32.97
11:56:00	4:44:00	11-02-2010	100.74	108.21	104.48	7.47	6.74	6909	23573.51	209.58	32.97
11:57:00	4:45:00	11-02-2010	100.77	108.19	104.48	7.42	6.64	6905	23559.86	209.52	32.96
11:58:00	4:46:00	11-02-2010	100.77	108.16	104.46	7.39	6.70	6901	23546.21	209.40	32.96
11:59:00	4:47:00	11-02-2010	100.77	108.21	104.49	7.44	6.72	6905	23559.86	209.52	32.96

HEAT OF REJECTION DATA SET:											
<u>DURATION</u>	<u>TIME</u>	<u>DATE</u>	<u>EWT</u>	<u>LWT</u>	<u>T AVG</u>	<u>ΔT</u>	<u>FLOW</u>	<u>TWATT</u>	<u>BTU</u>	<u>HTRV</u>	<u>HTRA</u>
12:00:00	4:48:00	11-02-2010	100.77	108.21	104.49	7.44	6.69	6903	23553.04	209.40	32.97
12:01:00	4:49:00	11-02-2010	100.79	108.27	104.53	7.47	6.69	6905	23559.86	209.46	32.97
12:02:00	4:50:00	11-02-2010	100.79	108.21	104.50	7.42	6.70	6905	23559.86	209.52	32.96
12:03:00	4:51:00	11-02-2010	100.77	108.21	104.49	7.44	6.66	6905	23559.86	209.46	32.97
12:04:00	4:52:00	11-02-2010	100.82	108.24	104.53	7.42	6.65	6903	23553.04	209.46	32.96
12:05:00	4:53:00	11-02-2010	100.77	108.27	104.52	7.50	6.69	6909	23573.51	209.58	32.97
12:06:00	4:54:00	11-02-2010	100.79	108.29	104.54	7.50	6.61	6903	23553.04	209.46	32.96
12:07:00	4:55:00	11-02-2010	100.84	108.32	104.58	7.48	6.63	6903	23553.04	209.46	32.96
12:08:00	4:56:00	11-02-2010	100.87	108.21	104.54	7.34	6.69	6909	23573.51	209.58	32.97
12:09:00	4:57:00	11-02-2010	100.87	108.32	104.59	7.45	6.70	6910	23576.92	209.52	32.98
12:10:00	4:58:00	11-02-2010	100.87	108.21	104.54	7.34	6.74	6905	23559.86	209.46	32.97
12:11:00	4:59:00	11-02-2010	100.87	108.35	104.61	7.48	6.64	6905	23559.86	209.46	32.97
12:12:00	5:00:00	11-02-2010	100.87	108.35	104.61	7.48	6.64	6901	23546.21	209.40	32.96
12:13:00	5:01:00	11-02-2010	100.87	108.29	104.58	7.42	6.69	6896	23529.15	209.34	32.94
12:14:00	5:02:00	11-02-2010	100.89	108.40	104.65	7.51	6.67	6903	23553.04	209.46	32.96
12:15:00	5:03:00	11-02-2010	100.87	108.43	104.65	7.56	6.63	6903	23553.04	209.40	32.97
12:16:00	5:04:00	11-02-2010	100.89	108.32	104.61	7.43	6.70	6901	23546.21	209.40	32.96
12:17:00	5:05:00	11-02-2010	100.92	108.43	104.67	7.51	6.68	6907	23566.68	209.58	32.96
12:18:00	5:06:00	11-02-2010	100.89	108.32	104.61	7.43	6.72	6901	23546.21	209.40	32.96
12:19:00	5:07:00	11-02-2010	100.92	108.29	104.61	7.37	6.71	6900	23542.80	209.46	32.94
12:20:00	5:08:00	11-02-2010	100.92	108.32	104.62	7.40	6.72	6907	23566.68	209.52	32.97
12:21:00	5:09:00	11-02-2010	100.92	108.35	104.63	7.43	6.71	6901	23546.21	209.40	32.96
12:22:00	5:10:00	11-02-2010	100.92	108.32	104.62	7.40	6.76	6905	23559.86	209.52	32.96
12:23:00	5:11:00	11-02-2010	100.94	108.37	104.66	7.43	6.72	6905	23559.86	209.52	32.96
12:24:00	5:12:00	11-02-2010	100.94	108.37	104.66	7.43	6.69	6901	23546.21	209.40	32.96
12:25:00	5:13:00	11-02-2010	100.97	108.45	104.71	7.49	6.68	6907	23566.68	209.52	32.97
12:26:00	5:14:00	11-02-2010	100.97	108.37	104.67	7.41	6.73	6907	23566.68	209.52	32.97
12:27:00	5:15:00	11-02-2010	100.97	108.35	104.66	7.38	6.71	6908	23570.10	209.46	32.98
12:28:00	5:16:00	11-02-2010	100.99	108.43	104.71	7.43	6.69	6905	23559.86	209.46	32.97
12:29:00	5:17:00	11-02-2010	101.02	108.35	104.68	7.33	6.81	6902	23549.62	209.52	32.94
12:30:00	5:18:00	11-02-2010	101.02	108.51	104.76	7.49	6.74	6901	23546.21	209.40	32.96
12:31:00	5:19:00	11-02-2010	101.02	108.48	104.75	7.46	6.69	6905	23559.86	209.46	32.97
12:32:00	5:20:00	11-02-2010	100.99	108.54	104.76	7.54	6.77	6900	23542.80	209.46	32.94
12:33:00	5:21:00	11-02-2010	101.04	108.45	104.75	7.41	6.66	6898	23535.98	209.40	32.94
12:34:00	5:22:00	11-02-2010	101.02	108.40	104.71	7.38	6.67	6903	23553.04	209.46	32.96
12:35:00	5:23:00	11-02-2010	101.04	108.40	104.72	7.36	6.69	6909	23573.51	209.58	32.97
12:36:00	5:24:00	11-02-2010	101.04	108.43	104.74	7.38	6.69	6905	23559.86	209.46	32.97
12:37:00	5:25:00	11-02-2010	101.07	108.51	104.79	7.44	6.71	6903	23553.04	209.46	32.96
12:38:00	5:26:00	11-02-2010	101.07	108.54	104.80	7.47	6.68	6909	23573.51	209.58	32.97
12:39:00	5:27:00	11-02-2010	101.07	108.51	104.79	7.44	6.74	6903	23553.04	209.46	32.96
12:40:00	5:28:00	11-02-2010	101.07	108.48	104.78	7.41	6.69	6903	23553.04	209.40	32.97
12:41:00	5:29:00	11-02-2010	101.07	108.54	104.80	7.47	6.66	6907	23566.68	209.52	32.97
12:42:00	5:30:00	11-02-2010	101.12	108.54	104.83	7.42	6.75	6907	23566.68	209.52	32.97
12:43:00	5:31:00	11-02-2010	101.09	108.54	104.81	7.44	6.67	6907	23566.68	209.52	32.97
12:44:00	5:32:00	11-02-2010	101.09	108.54	104.81	7.44	6.77	6907	23566.68	209.58	32.96

HEAT OF REJECTION DATA SET:											
<u>DURATION</u>	<u>TIME</u>	<u>DATE</u>	<u>EWT</u>	<u>LWT</u>	<u>T AVG</u>	<u>ΔT</u>	<u>FLOW</u>	<u>TWATT</u>	<u>BTU</u>	<u>HTRV</u>	<u>HTRA</u>
12:45:00	5:33:00	11-02-2010	101.12	108.54	104.83	7.42	6.77	6903	23553.04	209.46	32.96
12:46:00	5:34:00	11-02-2010	101.12	108.54	104.83	7.42	6.72	6899	23539.39	209.34	32.96
12:47:00	5:35:00	11-02-2010	101.12	108.56	104.84	7.44	6.63	6905	23559.86	209.52	32.96
12:48:00	5:36:00	11-02-2010	101.14	108.54	104.84	7.39	6.73	6902	23549.62	209.52	32.94
12:49:00	5:37:00	11-02-2010	101.14	108.54	104.84	7.39	6.75	6896	23529.15	209.34	32.94
12:50:00	5:38:00	11-02-2010	101.14	108.56	104.85	7.42	6.72	6902	23549.62	209.52	32.94
12:51:00	5:39:00	11-02-2010	101.17	108.54	104.85	7.37	6.73	6905	23559.86	209.52	32.96
12:52:00	5:40:00	11-02-2010	101.17	108.51	104.84	7.34	6.77	6903	23553.04	209.40	32.97
12:53:00	5:41:00	11-02-2010	101.12	108.54	104.83	7.42	6.66	6905	23559.86	209.46	32.97
12:54:00	5:42:00	11-02-2010	101.14	108.64	104.89	7.50	6.77	6907	23566.68	209.52	32.97
12:55:00	5:43:00	11-02-2010	101.17	108.54	104.85	7.37	6.69	6901	23546.21	209.40	32.96
12:56:00	5:44:00	11-02-2010	101.17	108.64	104.91	7.47	6.65	6903	23553.04	209.46	32.96
12:57:00	5:45:00	11-02-2010	101.17	108.64	104.91	7.47	6.66	6912	23583.74	209.58	32.98
12:58:00	5:46:00	11-02-2010	101.17	108.56	104.87	7.39	6.73	6900	23542.80	209.46	32.94
12:59:00	5:47:00	11-02-2010	101.17	108.64	104.91	7.47	6.76	6905	23559.86	209.46	32.97
13:00:00	5:48:00	11-02-2010	101.19	108.64	104.92	7.45	6.73	6905	23559.86	209.52	32.96
13:01:00	5:49:00	11-02-2010	101.19	108.62	104.91	7.42	6.72	6903	23553.04	209.40	32.97
13:02:00	5:50:00	11-02-2010	101.19	108.64	104.92	7.45	6.66	6907	23566.68	209.52	32.97
13:03:00	5:51:00	11-02-2010	101.22	108.64	104.93	7.42	6.75	6905	23559.86	209.52	32.96
13:04:00	5:52:00	11-02-2010	101.22	108.62	104.92	7.40	6.67	6905	23559.86	209.46	32.97
13:05:00	5:53:00	11-02-2010	101.22	108.67	104.94	7.45	6.74	6908	23570.10	209.46	32.98
13:06:00	5:54:00	11-02-2010	101.24	108.70	104.97	7.45	6.76	6907	23566.68	209.52	32.97
13:07:00	5:55:00	11-02-2010	101.24	108.64	104.94	7.40	6.75	6901	23546.21	209.40	32.96
13:08:00	5:56:00	11-02-2010	101.27	108.75	105.01	7.48	6.77	6899	23539.39	209.34	32.96
13:09:00	5:57:00	11-02-2010	101.27	108.70	104.98	7.43	6.75	6903	23553.04	209.46	32.96
13:10:00	5:58:00	11-02-2010	101.24	108.75	105.00	7.51	6.74	6905	23559.86	209.52	32.96
13:11:00	5:59:00	11-02-2010	101.27	108.70	104.98	7.43	6.72	6903	23553.04	209.46	32.96
13:12:00	6:00:00	11-02-2010	101.27	108.67	104.97	7.40	6.65	6905	23559.86	209.52	32.96
13:13:00	6:01:00	11-02-2010	101.29	108.72	105.01	7.43	6.64	6903	23553.04	209.46	32.96
13:14:00	6:02:00	11-02-2010	101.29	108.75	105.02	7.46	6.73	6899	23539.39	209.34	32.96
13:15:00	6:03:00	11-02-2010	101.29	108.78	105.04	7.48	6.68	6907	23566.68	209.58	32.96
13:16:00	6:04:00	11-02-2010	101.32	108.67	104.99	7.35	6.69	6909	23573.51	209.58	32.97
13:17:00	6:05:00	11-02-2010	101.27	108.78	105.02	7.51	6.70	6908	23570.10	209.46	32.98
13:18:00	6:06:00	11-02-2010	101.32	108.86	105.09	7.54	6.66	6907	23566.68	209.52	32.97
13:19:00	6:07:00	11-02-2010	101.32	108.75	105.04	7.43	6.73	6902	23549.62	209.52	32.94
13:20:00	6:08:00	11-02-2010	101.32	108.83	105.08	7.51	6.66	6903	23553.04	209.40	32.97
13:21:00	6:09:00	11-02-2010	101.32	108.78	105.05	7.46	6.72	6903	23553.04	209.40	32.97
13:22:00	6:10:00	11-02-2010	101.34	108.83	105.09	7.49	6.64	6907	23566.68	209.52	32.97
13:23:00	6:11:00	11-02-2010	101.34	108.83	105.09	7.49	6.68	6907	23566.68	209.52	32.97
13:24:00	6:12:00	11-02-2010	101.34	108.75	105.05	7.41	6.81	6905	23559.86	209.46	32.97
13:25:00	6:13:00	11-02-2010	101.37	108.83	105.10	7.46	6.71	6903	23553.04	209.46	32.96
13:26:00	6:14:00	11-02-2010	101.34	108.83	105.09	7.49	6.64	6905	23559.86	209.52	32.96
13:27:00	6:15:00	11-02-2010	101.34	108.81	105.08	7.46	6.70	6901	23546.21	209.40	32.96
13:28:00	6:16:00	11-02-2010	101.37	108.78	105.07	7.41	6.73	6908	23570.10	209.46	32.98
13:29:00	6:17:00	11-02-2010	101.37	108.86	105.11	7.49	6.76	6905	23559.86	209.52	32.96

HEAT OF REJECTION DATA SET:											
<u>DURATION</u>	<u>TIME</u>	<u>DATE</u>	<u>EWT</u>	<u>LWT</u>	<u>T AVG</u>	<u>ΔT</u>	<u>FLOW</u>	<u>TWATT</u>	<u>BTU</u>	<u>HTRV</u>	<u>HTRA</u>
13:30:00	6:18:00	11-02-2010	101.37	108.78	105.07	7.41	6.64	6902	23549.62	209.52	32.94
13:31:00	6:19:00	11-02-2010	101.40	108.83	105.11	7.44	6.62	6901	23546.21	209.40	32.96
13:32:00	6:20:00	11-02-2010	101.42	108.86	105.14	7.44	6.76	6907	23566.68	209.52	32.97
13:33:00	6:21:00	11-02-2010	101.40	108.86	105.13	7.46	6.70	6905	23559.86	209.52	32.96
13:34:00	6:22:00	11-02-2010	101.40	108.86	105.13	7.46	6.70	6901	23546.21	209.34	32.97
13:35:00	6:23:00	11-02-2010	101.45	108.86	105.15	7.41	6.70	6905	23559.86	209.46	32.97
13:36:00	6:24:00	11-02-2010	101.45	108.86	105.15	7.41	6.72	6900	23542.80	209.46	32.94
13:37:00	6:25:00	11-02-2010	101.42	108.97	105.19	7.55	6.75	6903	23553.04	209.46	32.96
13:38:00	6:26:00	11-02-2010	101.45	108.91	105.18	7.47	6.70	6910	23576.92	209.52	32.98
13:39:00	6:27:00	11-02-2010	101.47	108.89	105.18	7.42	6.78	6905	23559.86	209.52	32.96
13:40:00	6:28:00	11-02-2010	101.45	108.91	105.18	7.47	6.68	6901	23546.21	209.40	32.96
13:41:00	6:29:00	11-02-2010	101.47	109.02	105.25	7.55	6.64	6901	23546.21	209.40	32.96
13:42:00	6:30:00	11-02-2010	101.47	108.97	105.22	7.50	6.70	6903	23553.04	209.46	32.96
13:43:00	6:31:00	11-02-2010	101.47	108.97	105.22	7.50	6.69	6909	23573.51	209.58	32.97
13:44:00	6:32:00	11-02-2010	101.50	108.91	105.20	7.42	6.74	6903	23553.04	209.40	32.97
13:45:00	6:33:00	11-02-2010	101.47	109.08	105.27	7.60	6.73	6907	23566.68	209.52	32.97
13:46:00	6:34:00	11-02-2010	101.50	108.97	105.23	7.47	6.70	6902	23549.62	209.52	32.94
13:47:00	6:35:00	11-02-2010	101.47	108.97	105.22	7.50	6.67	6905	23559.86	209.46	32.97
13:48:00	6:36:00	11-02-2010	101.47	108.94	105.21	7.47	6.74	6899	23539.39	209.34	32.96
13:49:00	6:37:00	11-02-2010	101.47	108.97	105.22	7.50	6.77	6905	23559.86	209.52	32.96
13:50:00	6:38:00	11-02-2010	101.50	109.02	105.26	7.53	6.73	6905	23559.86	209.52	32.96
13:51:00	6:39:00	11-02-2010	101.52	109.02	105.27	7.50	6.72	6901	23546.21	209.40	32.96
13:52:00	6:40:00	11-02-2010	101.57	108.97	105.27	7.40	6.74	6903	23553.04	209.46	32.96
13:53:00	6:41:00	11-02-2010	101.52	108.97	105.24	7.45	6.70	6902	23549.62	209.52	32.94
13:54:00	6:42:00	11-02-2010	101.55	108.97	105.26	7.42	6.75	6903	23553.04	209.40	32.97
13:55:00	6:43:00	11-02-2010	101.55	109.02	105.28	7.48	6.70	6905	23559.86	209.46	32.97
13:56:00	6:44:00	11-02-2010	101.57	108.97	105.27	7.40	6.76	6903	23553.04	209.46	32.96
13:57:00	6:45:00	11-02-2010	101.60	109.02	105.31	7.43	6.77	6903	23553.04	209.46	32.96
13:58:00	6:46:00	11-02-2010	101.55	109.13	105.34	7.58	6.76	6903	23553.04	209.46	32.96
13:59:00	6:47:00	11-02-2010	101.57	109.05	105.31	7.48	6.72	6899	23539.39	209.34	32.96
14:00:00	6:48:00	11-02-2010	101.57	109.05	105.31	7.48	6.73	6903	23553.04	209.46	32.96
14:01:00	6:49:00	11-02-2010	101.60	109.10	105.35	7.51	6.71	6905	23559.86	209.52	32.96
14:02:00	6:50:00	11-02-2010	101.57	109.13	105.35	7.56	6.70	6903	23553.04	209.40	32.97
14:03:00	6:51:00	11-02-2010	101.60	109.05	105.32	7.45	6.75	6905	23559.86	209.46	32.97
14:04:00	6:52:00	11-02-2010	101.60	109.08	105.34	7.48	6.74	6903	23553.04	209.46	32.96
14:05:00	6:53:00	11-02-2010	101.60	109.08	105.34	7.48	6.78	6901	23546.21	209.40	32.96
14:06:00	6:54:00	11-02-2010	101.62	109.08	105.35	7.45	6.79	6903	23553.04	209.46	32.96
14:07:00	6:55:00	11-02-2010	101.65	109.10	105.38	7.46	6.75	6907	23566.68	209.52	32.97
14:08:00	6:56:00	11-02-2010	101.67	109.10	105.39	7.43	6.70	6898	23535.98	209.40	32.94
14:09:00	6:57:00	11-02-2010	101.65	109.13	105.39	7.48	6.86	6903	23553.04	209.40	32.97
14:10:00	6:58:00	11-02-2010	101.67	109.10	105.39	7.43	6.73	6903	23553.04	209.46	32.96
14:11:00	6:59:00	11-02-2010	101.65	109.13	105.39	7.48	6.80	6905	23559.86	209.46	32.97
14:12:00	7:00:00	11-02-2010	101.67	109.08	105.37	7.40	6.74	6903	23553.04	209.46	32.96
14:13:00	7:01:00	11-02-2010	101.67	109.21	105.44	7.54	6.72	6905	23559.86	209.46	32.97
14:14:00	7:02:00	11-02-2010	101.70	109.13	105.41	7.43	6.76	6909	23573.51	209.58	32.97

HEAT OF REJECTION DATA SET:											
<u>DURATION</u>	<u>TIME</u>	<u>DATE</u>	<u>EWT</u>	<u>LWT</u>	<u>T AVG</u>	<u>ΔT</u>	<u>FLOW</u>	<u>TWATT</u>	<u>BTU</u>	<u>HTRV</u>	<u>HTRA</u>
14:15:00	7:03:00	11-02-2010	101.70	109.16	105.43	7.46	6.80	6898	23535.98	209.40	32.94
14:16:00	7:04:00	11-02-2010	101.70	109.18	105.44	7.49	6.76	6901	23546.21	209.40	32.96
14:17:00	7:05:00	11-02-2010	101.70	109.16	105.43	7.46	6.72	6907	23566.68	209.58	32.96
14:18:00	7:06:00	11-02-2010	101.67	109.16	105.41	7.48	6.86	6900	23542.80	209.46	32.94
14:19:00	7:07:00	11-02-2010	101.72	109.16	105.44	7.43	6.80	6903	23553.04	209.46	32.96
14:20:00	7:08:00	11-02-2010	101.70	109.16	105.43	7.46	6.78	6902	23549.62	209.52	32.94
14:21:00	7:09:00	11-02-2010	101.70	109.13	105.41	7.43	6.74	6909	23573.51	209.58	32.97
14:22:00	7:10:00	11-02-2010	101.72	109.16	105.44	7.43	6.63	6898	23535.98	209.40	32.94
14:23:00	7:11:00	11-02-2010	101.70	109.13	105.41	7.43	6.66	6903	23553.04	209.40	32.97
14:24:00	7:12:00	11-02-2010	101.70	109.21	105.45	7.51	6.69	6905	23559.86	209.52	32.96
14:25:00	7:13:00	11-02-2010	101.72	109.13	105.43	7.41	6.70	6905	23559.86	209.46	32.97
14:26:00	7:14:00	11-02-2010	101.72	109.24	105.48	7.52	6.70	6903	23553.04	209.46	32.96
14:27:00	7:15:00	11-02-2010	101.72	109.21	105.47	7.49	6.75	6907	23566.68	209.52	32.97
14:28:00	7:16:00	11-02-2010	101.77	109.18	105.48	7.41	6.71	6901	23546.21	209.40	32.96
14:29:00	7:17:00	11-02-2010	101.77	109.13	105.45	7.36	6.69	6905	23559.86	209.46	32.97
14:30:00	7:18:00	11-02-2010	101.77	109.29	105.53	7.52	6.75	6903	23553.04	209.46	32.96
14:31:00	7:19:00	11-02-2010	101.77	109.24	105.51	7.46	6.74	6907	23566.68	209.52	32.97
14:32:00	7:20:00	11-02-2010	101.77	109.29	105.53	7.52	6.75	6905	23559.86	209.46	32.97
14:33:00	7:21:00	11-02-2010	101.80	109.27	105.53	7.47	6.70	6903	23553.04	209.46	32.96
14:34:00	7:22:00	11-02-2010	101.80	109.24	105.52	7.44	6.70	6907	23566.68	209.58	32.96
14:35:00	7:23:00	11-02-2010	101.80	109.29	105.55	7.49	6.78	6901	23546.21	209.40	32.96
14:36:00	7:24:00	11-02-2010	101.80	109.24	105.52	7.44	6.78	6896	23529.15	209.40	32.93
14:37:00	7:25:00	11-02-2010	101.80	109.29	105.55	7.49	6.74	6900	23542.80	209.46	32.94
14:38:00	7:26:00	11-02-2010	101.82	109.29	105.56	7.47	6.70	6898	23535.98	209.46	32.93
14:39:00	7:27:00	11-02-2010	101.82	109.37	105.60	7.55	6.74	6907	23566.68	209.52	32.97
14:40:00	7:28:00	11-02-2010	101.85	109.32	105.59	7.47	6.74	6903	23553.04	209.46	32.96
14:41:00	7:29:00	11-02-2010	101.85	109.27	105.56	7.42	6.73	6903	23553.04	209.46	32.96
14:42:00	7:30:00	11-02-2010	101.80	109.27	105.53	7.47	6.69	6900	23542.80	209.46	32.94
14:43:00	7:31:00	11-02-2010	101.85	109.37	105.61	7.53	6.76	6896	23529.15	209.34	32.94
14:44:00	7:32:00	11-02-2010	101.85	109.37	105.61	7.53	6.79	6900	23542.80	209.46	32.94
14:45:00	7:33:00	11-02-2010	101.85	109.35	105.60	7.50	6.77	6905	23559.86	209.52	32.96
14:46:00	7:34:00	11-02-2010	101.90	109.32	105.61	7.42	6.69	6898	23535.98	209.40	32.94
14:47:00	7:35:00	11-02-2010	101.87	109.37	105.62	7.50	6.76	6903	23553.04	209.46	32.96
14:48:00	7:36:00	11-02-2010	101.87	109.32	105.60	7.45	6.75	6905	23559.86	209.52	32.96
14:49:00	7:37:00	11-02-2010	101.87	109.29	105.58	7.42	6.66	6898	23535.98	209.40	32.94
14:50:00	7:38:00	11-02-2010	101.90	109.40	105.65	7.50	6.68	6901	23546.21	209.40	32.96
14:51:00	7:39:00	11-02-2010	101.90	109.40	105.65	7.50	6.72	6902	23549.62	209.52	32.94
14:52:00	7:40:00	11-02-2010	101.90	109.29	105.60	7.39	6.77	6900	23542.80	209.46	32.94
14:53:00	7:41:00	11-02-2010	101.90	109.32	105.61	7.42	6.68	6901	23546.21	209.40	32.96
14:54:00	7:42:00	11-02-2010	101.90	109.46	105.68	7.56	6.65	6909	23573.51	209.58	32.97
14:55:00	7:43:00	11-02-2010	101.92	109.35	105.64	7.42	6.76	6900	23542.80	209.46	32.94
14:56:00	7:44:00	11-02-2010	101.92	109.35	105.64	7.42	6.72	6896	23529.15	209.34	32.94
14:57:00	7:45:00	11-02-2010	101.92	109.40	105.66	7.48	6.70	6905	23559.86	209.52	32.96
14:58:00	7:46:00	11-02-2010	101.95	109.43	105.69	7.48	6.78	6902	23549.62	209.52	32.94
14:59:00	7:47:00	11-02-2010	101.98	109.40	105.69	7.43	6.74	6903	23553.04	209.40	32.97

HEAT OF REJECTION DATA SET:											
<u>DURATION</u>	<u>TIME</u>	<u>DATE</u>	<u>EWT</u>	<u>LWT</u>	<u>T AVG</u>	<u>ΔT</u>	<u>FLOW</u>	<u>TWATT</u>	<u>BTU</u>	<u>HTRV</u>	<u>HTRA</u>
15:00:00	7:48:00	11-02-2010	101.98	109.40	105.69	7.43	6.73	6900	23542.80	209.46	32.94
15:01:00	7:49:00	11-02-2010	101.98	109.46	105.72	7.48	6.71	6902	23549.62	209.58	32.93
15:02:00	7:50:00	11-02-2010	101.95	109.43	105.69	7.48	6.64	6901	23546.21	209.40	32.96
15:03:00	7:51:00	11-02-2010	101.98	109.43	105.70	7.45	6.66	6896	23529.15	209.34	32.94
15:04:00	7:52:00	11-02-2010	102.00	109.40	105.70	7.40	6.76	6905	23559.86	209.52	32.96
15:05:00	7:53:00	11-02-2010	101.98	109.43	105.70	7.45	6.65	6901	23546.21	209.40	32.96
15:06:00	7:54:00	11-02-2010	101.98	109.37	105.68	7.40	6.71	6903	23553.04	209.46	32.96
15:07:00	7:55:00	11-02-2010	102.00	109.48	105.74	7.48	6.75	6903	23553.04	209.46	32.96
15:08:00	7:56:00	11-02-2010	102.00	109.40	105.70	7.40	6.67	6901	23546.21	209.40	32.96
15:09:00	7:57:00	11-02-2010	102.00	109.51	105.76	7.51	6.71	6901	23546.21	209.40	32.96
15:10:00	7:58:00	11-02-2010	102.00	109.46	105.73	7.46	6.69	6905	23559.86	209.52	32.96
15:11:00	7:59:00	11-02-2010	102.05	109.46	105.75	7.40	6.75	6900	23542.80	209.46	32.94
15:12:00	8:00:00	11-02-2010	102.03	109.51	105.77	7.48	6.68	6896	23529.15	209.34	32.94
15:13:00	8:01:00	11-02-2010	102.05	109.51	105.78	7.46	6.70	6903	23553.04	209.46	32.96
15:14:00	8:02:00	11-02-2010	102.08	109.51	105.79	7.43	6.74	6901	23546.21	209.40	32.96
15:15:00	8:03:00	11-02-2010	102.08	109.46	105.77	7.38	6.78	6900	23542.80	209.46	32.94
15:16:00	8:04:00	11-02-2010	102.05	109.51	105.78	7.46	6.65	6903	23553.04	209.46	32.96
15:17:00	8:05:00	11-02-2010	102.08	109.51	105.79	7.43	6.61	6901	23546.21	209.40	32.96
15:18:00	8:06:00	11-02-2010	102.10	109.57	105.83	7.46	6.72	6900	23542.80	209.46	32.94
15:19:00	8:07:00	11-02-2010	102.08	109.57	105.82	7.49	6.63	6898	23535.98	209.40	32.94
15:20:00	8:08:00	11-02-2010	102.08	109.51	105.79	7.43	6.72	6894	23522.33	209.34	32.93
15:21:00	8:09:00	11-02-2010	102.08	109.59	105.83	7.52	6.75	6900	23542.80	209.52	32.93
15:22:00	8:10:00	11-02-2010	102.10	109.59	105.85	7.49	6.64	6901	23546.21	209.40	32.96
15:23:00	8:11:00	11-02-2010	102.10	109.54	105.82	7.44	6.73	6898	23535.98	209.46	32.93
15:24:00	8:12:00	11-02-2010	102.10	109.54	105.82	7.44	6.72	6898	23535.98	209.46	32.93
15:25:00	8:13:00	11-02-2010	102.15	109.59	105.87	7.44	6.73	6905	23559.86	209.46	32.97
15:26:00	8:14:00	11-02-2010	102.18	109.51	105.84	7.33	6.73	6891	23512.09	209.34	32.92
15:27:00	8:15:00	11-02-2010	102.15	109.65	105.90	7.49	6.66	6900	23542.80	209.46	32.94
15:28:00	8:16:00	11-02-2010	102.18	109.59	105.89	7.41	6.73	6905	23559.86	209.46	32.97
15:29:00	8:17:00	11-02-2010	102.18	109.65	105.91	7.47	6.71	6903	23553.04	209.46	32.96
15:30:00	8:18:00	11-02-2010	102.15	109.62	105.89	7.47	6.74	6898	23535.98	209.40	32.94
15:31:00	8:19:00	11-02-2010	102.20	109.62	105.91	7.42	6.72	6901	23546.21	209.40	32.96
15:32:00	8:20:00	11-02-2010	102.18	109.73	105.95	7.55	6.63	6903	23553.04	209.46	32.96
15:33:00	8:21:00	11-02-2010	102.20	109.70	105.95	7.50	6.63	6901	23546.21	209.40	32.96
15:34:00	8:22:00	11-02-2010	102.20	109.67	105.94	7.47	6.66	6900	23542.80	209.46	32.94
15:35:00	8:23:00	11-02-2010	102.18	109.65	105.91	7.47	6.75	6896	23529.15	209.34	32.94
15:36:00	8:24:00	11-02-2010	102.23	109.67	105.95	7.45	6.69	6896	23529.15	209.40	32.93
15:37:00	8:25:00	11-02-2010	102.23	109.62	105.92	7.39	6.72	6900	23542.80	209.46	32.94
15:38:00	8:26:00	11-02-2010	102.20	109.62	105.91	7.42	6.69	6898	23535.98	209.40	32.94
15:39:00	8:27:00	11-02-2010	102.25	109.65	105.95	7.39	6.73	6900	23542.80	209.46	32.94
15:40:00	8:28:00	11-02-2010	102.25	109.62	105.94	7.37	6.78	6896	23529.15	209.34	32.94
15:41:00	8:29:00	11-02-2010	102.25	109.65	105.95	7.39	6.77	6903	23553.04	209.46	32.96
15:42:00	8:30:00	11-02-2010	102.28	109.73	106.00	7.45	6.74	6898	23535.98	209.40	32.94
15:43:00	8:31:00	11-02-2010	102.28	109.70	105.99	7.42	6.78	6894	23522.33	209.34	32.93
15:44:00	8:32:00	11-02-2010	102.25	109.65	105.95	7.39	6.74	6898	23535.98	209.40	32.94

HEAT OF REJECTION DATA SET:											
<u>DURATION</u>	<u>TIME</u>	<u>DATE</u>	<u>EWT</u>	<u>LWT</u>	<u>T AVG</u>	<u>ΔT</u>	<u>FLOW</u>	<u>TWATT</u>	<u>BTU</u>	<u>HTRV</u>	<u>HTRA</u>
15:45:00	8:33:00	11-02-2010	102.28	109.65	105.96	7.37	6.69	6896	23529.15	209.34	32.94
15:46:00	8:34:00	11-02-2010	102.28	109.70	105.99	7.42	6.80	6898	23535.98	209.40	32.94
15:47:00	8:35:00	11-02-2010	102.28	109.70	105.99	7.42	6.74	6901	23546.21	209.40	32.96
15:48:00	8:36:00	11-02-2010	102.28	109.70	105.99	7.42	6.76	6902	23549.62	209.52	32.94
15:49:00	8:37:00	11-02-2010	102.28	109.76	106.02	7.48	6.82	6894	23522.33	209.34	32.93
15:50:00	8:38:00	11-02-2010	102.28	109.70	105.99	7.42	6.77	6905	23559.86	209.52	32.96
15:51:00	8:39:00	11-02-2010	102.28	109.73	106.00	7.45	6.72	6898	23535.98	209.40	32.94
15:52:00	8:40:00	11-02-2010	102.30	109.73	106.02	7.42	6.73	6900	23542.80	209.46	32.94
15:53:00	8:41:00	11-02-2010	102.33	109.73	106.03	7.40	6.77	6898	23535.98	209.40	32.94
15:54:00	8:42:00	11-02-2010	102.33	109.76	106.04	7.43	6.77	6892	23515.50	209.28	32.93
15:55:00	8:43:00	11-02-2010	102.33	109.73	106.03	7.40	6.86	6901	23546.21	209.40	32.96
15:56:00	8:44:00	11-02-2010	102.30	109.70	106.00	7.40	6.88	6898	23535.98	209.40	32.94
15:57:00	8:45:00	11-02-2010	102.33	109.73	106.03	7.40	6.85	6898	23535.98	209.40	32.94
15:58:00	8:46:00	11-02-2010	102.38	109.73	106.06	7.35	6.79	6896	23529.15	209.34	32.94
15:59:00	8:47:00	11-02-2010	102.38	109.73	106.06	7.35	6.83	6905	23559.86	209.46	32.97
16:00:00	8:48:00	11-02-2010	102.38	109.76	106.07	7.38	6.82	6896	23529.15	209.34	32.94
16:01:00	8:49:00	11-02-2010	102.38	109.73	106.06	7.35	6.82	6898	23535.98	209.40	32.94
16:02:00	8:50:00	11-02-2010	102.38	109.78	106.08	7.40	6.77	6899	23539.39	209.34	32.96
16:03:00	8:51:00	11-02-2010	102.38	109.78	106.08	7.40	6.76	6905	23559.86	209.52	32.96
16:04:00	8:52:00	11-02-2010	102.41	109.76	106.08	7.35	6.82	6896	23529.15	209.34	32.94
16:05:00	8:53:00	11-02-2010	102.41	109.81	106.11	7.40	6.91	6898	23535.98	209.40	32.94
16:06:00	8:54:00	11-02-2010	102.41	109.84	106.12	7.43	6.80	6896	23529.15	209.34	32.94
16:07:00	8:55:00	11-02-2010	102.43	109.78	106.11	7.35	6.88	6900	23542.80	209.46	32.94
16:08:00	8:56:00	11-02-2010	102.46	109.78	106.12	7.33	6.81	6903	23553.04	209.40	32.97
16:09:00	8:57:00	11-02-2010	102.46	109.78	106.12	7.33	6.80	6896	23529.15	209.40	32.93
16:10:00	8:58:00	11-02-2010	102.43	109.84	106.14	7.41	6.86	6894	23522.33	209.28	32.94
16:11:00	8:59:00	11-02-2010	102.46	109.81	106.13	7.35	6.86	6898	23535.98	209.40	32.94
16:12:00	9:00:00	11-02-2010	102.48	109.84	106.16	7.36	6.78	6896	23529.15	209.34	32.94
16:13:00	9:01:00	11-02-2010	102.48	109.84	106.16	7.36	6.82	6896	23529.15	209.40	32.93
16:14:00	9:02:00	11-02-2010	102.48	109.84	106.16	7.36	6.82	6896	23529.15	209.34	32.94
16:15:00	9:03:00	11-02-2010	102.48	109.84	106.16	7.36	6.88	6898	23535.98	209.40	32.94
16:16:00	9:04:00	11-02-2010	102.48	109.84	106.16	7.36	6.80	6894	23522.33	209.34	32.93
16:17:00	9:05:00	11-02-2010	102.51	109.84	106.17	7.33	6.72	6894	23522.33	209.34	32.93
16:18:00	9:06:00	11-02-2010	102.48	109.84	106.16	7.36	6.76	6896	23529.15	209.34	32.94
16:19:00	9:07:00	11-02-2010	102.48	109.89	106.19	7.41	6.77	6896	23529.15	209.40	32.93
16:20:00	9:08:00	11-02-2010	102.48	109.89	106.19	7.41	6.82	6898	23535.98	209.40	32.94
16:21:00	9:09:00	11-02-2010	102.51	109.89	106.20	7.39	6.81	6896	23529.15	209.34	32.94
16:22:00	9:10:00	11-02-2010	102.51	109.95	106.23	7.44	6.77	6896	23529.15	209.40	32.93
16:23:00	9:11:00	11-02-2010	102.53	109.87	106.20	7.33	6.77	6896	23529.15	209.34	32.94
16:24:00	9:12:00	11-02-2010	102.53	109.87	106.20	7.33	6.84	6901	23546.21	209.40	32.96
16:25:00	9:13:00	11-02-2010	102.56	109.95	106.25	7.39	6.85	6899	23539.39	209.34	32.96
16:26:00	9:14:00	11-02-2010	102.56	109.95	106.25	7.39	6.85	6896	23529.15	209.40	32.93
16:27:00	9:15:00	11-02-2010	102.51	109.97	106.24	7.47	6.84	6894	23522.33	209.34	32.93
16:28:00	9:16:00	11-02-2010	102.58	109.95	106.27	7.36	6.75	6898	23535.98	209.40	32.94
16:29:00	9:17:00	11-02-2010	102.56	110.03	106.29	7.47	6.83	6894	23522.33	209.34	32.93

HEAT OF REJECTION DATA SET:											
<u>DURATION</u>	<u>TIME</u>	<u>DATE</u>	<u>EWT</u>	<u>LWT</u>	<u>T AVG</u>	<u>ΔT</u>	<u>FLOW</u>	<u>TWATT</u>	<u>BTU</u>	<u>HTRV</u>	<u>HTRA</u>
16:30:00	9:18:00	11-02-2010	102.58	110.06	106.32	7.47	6.78	6896	23529.15	209.40	32.93
16:31:00	9:19:00	11-02-2010	102.58	109.95	106.27	7.36	6.73	6894	23522.33	209.34	32.93
16:32:00	9:20:00	11-02-2010	102.58	109.95	106.27	7.36	6.76	6896	23529.15	209.34	32.94
16:33:00	9:21:00	11-02-2010	102.58	109.89	106.24	7.31	6.84	6894	23522.33	209.34	32.93
16:34:00	9:22:00	11-02-2010	102.58	109.95	106.27	7.36	6.77	6898	23535.98	209.40	32.94
16:35:00	9:23:00	11-02-2010	102.58	109.97	106.28	7.39	6.77	6896	23529.15	209.40	32.93
16:36:00	9:24:00	11-02-2010	102.61	109.95	106.28	7.34	6.80	6894	23522.33	209.28	32.94
16:37:00	9:25:00	11-02-2010	102.61	109.95	106.28	7.34	6.77	6894	23522.33	209.34	32.93
16:38:00	9:26:00	11-02-2010	102.61	109.95	106.28	7.34	6.78	6894	23522.33	209.34	32.93
16:39:00	9:27:00	11-02-2010	102.64	109.95	106.29	7.31	6.73	6894	23522.33	209.34	32.93
16:40:00	9:28:00	11-02-2010	102.66	110.00	106.33	7.34	6.81	6894	23522.33	209.34	32.93
16:41:00	9:29:00	11-02-2010	102.66	109.95	106.30	7.29	6.76	6896	23529.15	209.34	32.94
16:42:00	9:30:00	11-02-2010	102.66	110.03	106.35	7.37	6.77	6896	23529.15	209.40	32.93
16:43:00	9:31:00	11-02-2010	102.66	110.03	106.35	7.37	6.75	6894	23522.33	209.34	32.93
16:44:00	9:32:00	11-02-2010	102.66	109.95	106.30	7.29	6.78	6898	23535.98	209.40	32.94
16:45:00	9:33:00	11-02-2010	102.66	110.08	106.37	7.42	6.75	6896	23529.15	209.34	32.94
16:46:00	9:34:00	11-02-2010	102.71	110.06	106.38	7.35	6.77	6894	23522.33	209.34	32.93
16:47:00	9:35:00	11-02-2010	102.69	110.06	106.37	7.37	6.71	6896	23529.15	209.34	32.94
16:48:00	9:36:00	11-02-2010	102.69	110.03	106.36	7.34	6.82	6898	23535.98	209.40	32.94
16:49:00	9:37:00	11-02-2010	102.69	110.08	106.39	7.40	6.77	6896	23529.15	209.40	32.93
16:50:00	9:38:00	11-02-2010	102.69	110.06	106.37	7.37	6.80	6899	23539.39	209.34	32.96
16:51:00	9:39:00	11-02-2010	102.69	110.06	106.37	7.37	6.85	6896	23529.15	209.34	32.94
16:52:00	9:40:00	11-02-2010	102.69	110.03	106.36	7.34	6.81	6894	23522.33	209.34	32.93
16:53:00	9:41:00	11-02-2010	102.71	110.00	106.36	7.29	6.80	6894	23522.33	209.34	32.93
16:54:00	9:42:00	11-02-2010	102.71	110.14	106.43	7.43	6.79	6900	23542.80	209.46	32.94
16:55:00	9:43:00	11-02-2010	102.71	110.11	106.41	7.40	6.77	6892	23515.50	209.22	32.94
16:56:00	9:44:00	11-02-2010	102.74	110.06	106.40	7.32	6.78	6896	23529.15	209.40	32.93
16:57:00	9:45:00	11-02-2010	102.71	110.17	106.44	7.45	6.73	6894	23522.33	209.34	32.93
16:58:00	9:46:00	11-02-2010	102.71	110.08	106.40	7.37	6.81	6896	23529.15	209.34	32.94
16:59:00	9:47:00	11-02-2010	102.74	110.14	106.44	7.40	6.74	6898	23535.98	209.40	32.94
17:00:00	9:48:00	11-02-2010	102.76	110.08	106.42	7.32	6.82	6894	23522.33	209.34	32.93
17:01:00	9:49:00	11-02-2010	102.74	110.11	106.42	7.37	6.74	6894	23522.33	209.34	32.93
17:02:00	9:50:00	11-02-2010	102.76	110.11	106.44	7.35	6.77	6894	23522.33	209.34	32.93
17:03:00	9:51:00	11-02-2010	102.79	110.17	106.48	7.38	6.81	6894	23522.33	209.28	32.94
17:04:00	9:52:00	11-02-2010	102.79	110.11	106.45	7.32	6.79	6896	23529.15	209.34	32.94
17:05:00	9:53:00	11-02-2010	102.79	110.17	106.48	7.38	6.75	6896	23529.15	209.34	32.94
17:06:00	9:54:00	11-02-2010	102.79	110.08	106.44	7.30	6.82	6892	23515.50	209.28	32.93
17:07:00	9:55:00	11-02-2010	102.79	110.17	106.48	7.38	6.77	6894	23522.33	209.34	32.93
17:08:00	9:56:00	11-02-2010	102.79	110.25	106.52	7.46	6.77	6892	23515.50	209.28	32.93
17:09:00	9:57:00	11-02-2010	102.79	110.17	106.48	7.38	6.76	6899	23539.39	209.34	32.96
17:10:00	9:58:00	11-02-2010	102.79	110.17	106.48	7.38	6.79	6896	23529.15	209.34	32.94
17:11:00	9:59:00	11-02-2010	102.81	110.11	106.46	7.30	6.73	6892	23515.50	209.28	32.93
17:12:00	10:00:00	11-02-2010	102.79	110.17	106.48	7.38	6.75	6894	23522.33	209.34	32.93
17:13:00	10:01:00	11-02-2010	102.81	110.25	106.53	7.44	6.73	6896	23529.15	209.34	32.94
17:14:00	10:02:00	11-02-2010	102.81	110.25	106.53	7.44	6.77	6899	23539.39	209.34	32.96

HEAT OF REJECTION DATA SET:											
<u>DURATION</u>	<u>TIME</u>	<u>DATE</u>	<u>EWT</u>	<u>LWT</u>	<u>T AVG</u>	<u>ΔT</u>	<u>FLOW</u>	<u>TWATT</u>	<u>BTU</u>	<u>HTRV</u>	<u>HTRA</u>
17:15:00	10:03:00	11-02-2010	102.84	110.14	106.49	7.30	6.80	6896	23529.15	209.34	32.94
17:16:00	10:04:00	11-02-2010	102.86	110.25	106.56	7.38	6.78	6896	23529.15	209.34	32.94
17:17:00	10:05:00	11-02-2010	102.86	110.17	106.52	7.30	6.78	6896	23529.15	209.34	32.94
17:18:00	10:06:00	11-02-2010	102.86	110.22	106.54	7.36	6.75	6896	23529.15	209.34	32.94
17:19:00	10:07:00	11-02-2010	102.86	110.30	106.58	7.44	6.75	6890	23508.68	209.22	32.93
17:20:00	10:08:00	11-02-2010	102.86	110.19	106.53	7.33	6.80	6896	23529.15	209.34	32.94
17:21:00	10:09:00	11-02-2010	102.89	110.30	106.60	7.41	6.78	6896	23529.15	209.34	32.94
17:22:00	10:10:00	11-02-2010	102.89	110.25	106.57	7.36	6.79	6892	23515.50	209.28	32.93
17:23:00	10:11:00	11-02-2010	102.89	110.22	106.56	7.33	6.80	6894	23522.33	209.34	32.93
17:24:00	10:12:00	11-02-2010	102.89	110.28	106.58	7.39	6.76	6896	23529.15	209.34	32.94
17:25:00	10:13:00	11-02-2010	102.89	110.19	106.54	7.30	6.76	6894	23522.33	209.28	32.94
17:26:00	10:14:00	11-02-2010	102.92	110.28	106.60	7.36	6.75	6896	23529.15	209.34	32.94
17:27:00	10:15:00	11-02-2010	102.92	110.28	106.60	7.36	6.76	6896	23529.15	209.34	32.94
17:28:00	10:16:00	11-02-2010	102.89	110.28	106.58	7.39	6.80	6890	23508.68	209.22	32.93
17:29:00	10:17:00	11-02-2010	102.89	110.25	106.57	7.36	6.79	6894	23522.33	209.34	32.93
17:30:00	10:18:00	11-02-2010	102.94	110.36	106.65	7.42	6.74	6894	23522.33	209.34	32.93
17:31:00	10:19:00	11-02-2010	102.94	110.33	106.64	7.39	6.82	6896	23529.15	209.34	32.94
17:32:00	10:20:00	11-02-2010	102.94	110.28	106.61	7.34	6.79	6898	23535.98	209.40	32.94
17:33:00	10:21:00	11-02-2010	102.94	110.28	106.61	7.34	6.77	6894	23522.33	209.34	32.93
17:34:00	10:22:00	11-02-2010	102.97	110.28	106.62	7.31	6.84	6894	23522.33	209.28	32.94
17:35:00	10:23:00	11-02-2010	102.99	110.28	106.63	7.28	6.82	6898	23535.98	209.40	32.94
17:36:00	10:24:00	11-02-2010	102.97	110.25	106.61	7.28	6.80	6894	23522.33	209.34	32.93
17:37:00	10:25:00	11-02-2010	102.99	110.36	106.68	7.37	6.79	6897	23532.56	209.28	32.96
17:38:00	10:26:00	11-02-2010	102.99	110.33	106.66	7.34	6.72	6901	23546.21	209.40	32.96
17:39:00	10:27:00	11-02-2010	102.97	110.28	106.62	7.31	6.80	6896	23529.15	209.34	32.94
17:40:00	10:28:00	11-02-2010	102.97	110.36	106.66	7.39	6.75	6892	23515.50	209.22	32.94
17:41:00	10:29:00	11-02-2010	102.99	110.28	106.63	7.28	6.80	6901	23546.21	209.40	32.96
17:42:00	10:30:00	11-02-2010	103.02	110.36	106.69	7.34	6.78	6898	23535.98	209.40	32.94
17:43:00	10:31:00	11-02-2010	102.99	110.33	106.66	7.34	6.79	6896	23529.15	209.34	32.94
17:44:00	10:32:00	11-02-2010	102.99	110.39	106.69	7.39	6.77	6897	23532.56	209.28	32.96
17:45:00	10:33:00	11-02-2010	102.99	110.39	106.69	7.39	6.81	6899	23539.39	209.34	32.96
17:46:00	10:34:00	11-02-2010	102.99	110.30	106.65	7.31	6.79	6889	23505.27	209.28	32.92
17:47:00	10:35:00	11-02-2010	103.02	110.36	106.69	7.34	6.74	6894	23522.33	209.28	32.94
17:48:00	10:36:00	11-02-2010	103.02	110.41	106.72	7.40	6.77	6896	23529.15	209.34	32.94
17:49:00	10:37:00	11-02-2010	102.99	110.36	106.68	7.37	6.76	6896	23529.15	209.40	32.93
17:50:00	10:38:00	11-02-2010	102.99	110.39	106.69	7.39	6.80	6894	23522.33	209.34	32.93
17:51:00	10:39:00	11-02-2010	102.99	110.30	106.65	7.31	6.76	6896	23529.15	209.34	32.94
17:52:00	10:40:00	11-02-2010	102.99	110.39	106.69	7.39	6.73	6896	23529.15	209.34	32.94
17:53:00	10:41:00	11-02-2010	102.97	110.39	106.68	7.42	6.72	6891	23512.09	209.34	32.92
17:54:00	10:42:00	11-02-2010	102.97	110.41	106.69	7.45	6.76	6896	23529.15	209.34	32.94
17:55:00	10:43:00	11-02-2010	102.94	110.36	106.65	7.42	6.77	6897	23532.56	209.28	32.96
17:56:00	10:44:00	11-02-2010	102.97	110.41	106.69	7.45	6.73	6894	23522.33	209.34	32.93
17:57:00	10:45:00	11-02-2010	102.99	110.39	106.69	7.39	6.77	6898	23535.98	209.40	32.94
17:58:00	10:46:00	11-02-2010	103.02	110.39	106.70	7.37	6.84	6896	23529.15	209.34	32.94
17:59:00	10:47:00	11-02-2010	103.04	110.39	106.71	7.34	6.82	6890	23508.68	209.22	32.93

HEAT OF REJECTION DATA SET:											
<u>DURATION</u>	<u>TIME</u>	<u>DATE</u>	<u>EWT</u>	<u>LWT</u>	<u>T AVG</u>	<u>ΔT</u>	<u>FLOW</u>	<u>TWATT</u>	<u>BTU</u>	<u>HTRV</u>	<u>HTRA</u>
18:00:00	10:48:00	11-02-2010	103.04	110.36	106.70	7.32	6.74	6894	23522.33	209.34	32.93
18:01:00	10:49:00	11-02-2010	103.02	110.44	106.73	7.42	6.87	6896	23529.15	209.34	32.94
18:02:00	10:50:00	11-02-2010	103.07	110.50	106.78	7.43	6.75	6892	23515.50	209.28	32.93
18:03:00	10:51:00	11-02-2010	103.07	110.39	106.73	7.32	6.75	6894	23522.33	209.28	32.94
18:04:00	10:52:00	11-02-2010	103.09	110.39	106.74	7.29	6.76	6896	23529.15	209.34	32.94
18:05:00	10:53:00	11-02-2010	103.12	110.50	106.81	7.38	6.85	6894	23522.33	209.34	32.93
18:06:00	10:54:00	11-02-2010	103.15	110.55	106.85	7.41	6.84	6896	23529.15	209.34	32.94
18:07:00	10:55:00	11-02-2010	103.15	110.50	106.82	7.35	6.78	6894	23522.33	209.28	32.94
18:08:00	10:56:00	11-02-2010	103.12	110.52	106.82	7.40	6.76	6894	23522.33	209.34	32.93
18:09:00	10:57:00	11-02-2010	103.15	110.52	106.83	7.38	6.79	6896	23529.15	209.40	32.93
18:10:00	10:58:00	11-02-2010	103.15	110.52	106.83	7.38	6.76	6894	23522.33	209.34	32.93
18:11:00	10:59:00	11-02-2010	103.20	110.44	106.82	7.24	6.74	6896	23529.15	209.34	32.94
18:12:00	11:00:00	11-02-2010	103.15	110.44	106.79	7.30	6.54	6899	23539.39	209.34	32.96
18:13:00	11:01:00	11-02-2010	103.17	110.50	106.83	7.33	6.78	6894	23522.33	209.34	32.93
18:14:00	11:02:00	11-02-2010	103.20	110.52	106.86	7.33	6.74	6896	23529.15	209.34	32.94
18:15:00	11:03:00	11-02-2010	103.20	110.52	106.86	7.33	6.80	6897	23532.56	209.28	32.96
18:16:00	11:04:00	11-02-2010	103.20	110.50	106.85	7.30	6.81	6894	23522.33	209.28	32.94
18:17:00	11:05:00	11-02-2010	103.20	110.50	106.85	7.30	6.81	6894	23522.33	209.34	32.93
18:18:00	11:06:00	11-02-2010	103.20	110.52	106.86	7.33	6.75	6896	23529.15	209.34	32.94
18:19:00	11:07:00	11-02-2010	103.20	110.58	106.89	7.38	6.81	6896	23529.15	209.34	32.94
18:20:00	11:08:00	11-02-2010	103.20	110.55	106.87	7.35	6.80	6896	23529.15	209.34	32.94
18:21:00	11:09:00	11-02-2010	103.22	110.52	106.87	7.30	6.80	6894	23522.33	209.34	32.93
18:22:00	11:10:00	11-02-2010	103.22	110.55	106.89	7.33	6.72	6894	23522.33	209.34	32.93
18:23:00	11:11:00	11-02-2010	103.22	110.58	106.90	7.36	6.83	6894	23522.33	209.28	32.94
18:24:00	11:12:00	11-02-2010	103.25	110.61	106.93	7.36	6.72	6894	23522.33	209.34	32.93
18:25:00	11:13:00	11-02-2010	103.25	110.61	106.93	7.36	6.82	6894	23522.33	209.34	32.93
18:26:00	11:14:00	11-02-2010	103.25	110.72	106.98	7.47	6.71	6896	23529.15	209.34	32.94
18:27:00	11:15:00	11-02-2010	103.27	110.61	106.94	7.33	6.75	6896	23529.15	209.34	32.94
18:28:00	11:16:00	11-02-2010	103.22	110.55	106.89	7.33	6.78	6896	23529.15	209.34	32.94
18:29:00	11:17:00	11-02-2010	103.30	110.61	106.95	7.31	6.76	6894	23522.33	209.34	32.93
18:30:00	11:18:00	11-02-2010	103.27	110.61	106.94	7.33	6.80	6896	23529.15	209.34	32.94
18:31:00	11:19:00	11-02-2010	103.30	110.58	106.94	7.28	6.71	6894	23522.33	209.34	32.93
18:32:00	11:20:00	11-02-2010	103.30	110.61	106.95	7.31	6.79	6896	23529.15	209.34	32.94
18:33:00	11:21:00	11-02-2010	103.30	110.61	106.95	7.31	6.83	6898	23535.98	209.40	32.94
18:34:00	11:22:00	11-02-2010	103.30	110.61	106.95	7.31	6.84	6896	23529.15	209.34	32.94
18:35:00	11:23:00	11-02-2010	103.30	110.55	106.92	7.25	6.77	6898	23535.98	209.40	32.94
18:36:00	11:24:00	11-02-2010	103.30	110.66	106.98	7.36	6.80	6894	23522.33	209.34	32.93
18:37:00	11:25:00	11-02-2010	103.30	110.63	106.97	7.34	6.73	6896	23529.15	209.34	32.94
18:38:00	11:26:00	11-02-2010	103.30	110.66	106.98	7.36	6.75	6894	23522.33	209.34	32.93
18:39:00	11:27:00	11-02-2010	103.30	110.61	106.95	7.31	6.74	6892	23515.50	209.28	32.93
18:40:00	11:28:00	11-02-2010	103.32	110.61	106.97	7.28	6.81	6894	23522.33	209.34	32.93
18:41:00	11:29:00	11-02-2010	103.32	110.66	106.99	7.34	6.76	6894	23522.33	209.34	32.93
18:42:00	11:30:00	11-02-2010	103.32	110.66	106.99	7.34	6.82	6896	23529.15	209.34	32.94
18:43:00	11:31:00	11-02-2010	103.35	110.63	106.99	7.28	6.77	6892	23515.50	209.28	32.93
18:44:00	11:32:00	11-02-2010	103.32	110.66	106.99	7.34	6.77	6896	23529.15	209.34	32.94

HEAT OF REJECTION DATA SET:											
<u>DURATION</u>	<u>TIME</u>	<u>DATE</u>	<u>EWT</u>	<u>LWT</u>	<u>T AVG</u>	<u>ΔT</u>	<u>FLOW</u>	<u>TWATT</u>	<u>BTU</u>	<u>HTRV</u>	<u>HTRA</u>
18:45:00	11:33:00	11-02-2010	103.32	110.72	107.02	7.39	6.84	6896	23529.15	209.34	32.94
18:46:00	11:34:00	11-02-2010	103.35	110.69	107.02	7.34	6.78	6894	23522.33	209.34	32.93
18:47:00	11:35:00	11-02-2010	103.38	110.77	107.07	7.40	6.80	6894	23522.33	209.28	32.94
18:48:00	11:36:00	11-02-2010	103.35	110.72	107.03	7.37	6.80	6898	23535.98	209.40	32.94
18:49:00	11:37:00	11-02-2010	103.38	110.72	107.05	7.34	6.77	6900	23542.80	209.46	32.94
18:50:00	11:38:00	11-02-2010	103.40	110.69	107.04	7.29	6.85	6896	23529.15	209.34	32.94
18:51:00	11:39:00	11-02-2010	103.40	110.72	107.06	7.32	6.83	6899	23539.39	209.34	32.96
18:52:00	11:40:00	11-02-2010	103.40	110.66	107.03	7.26	6.80	6893	23518.92	209.40	32.92
18:53:00	11:41:00	11-02-2010	103.38	110.83	107.10	7.45	6.79	6903	23553.04	209.46	32.96
18:54:00	11:42:00	11-02-2010	103.40	110.72	107.06	7.32	6.76	6901	23546.21	209.40	32.96
18:55:00	11:43:00	11-02-2010	103.40	110.77	107.09	7.37	6.77	6898	23535.98	209.40	32.94
18:56:00	11:44:00	11-02-2010	103.40	110.72	107.06	7.32	6.77	6896	23529.15	209.40	32.93
18:57:00	11:45:00	11-02-2010	103.40	110.72	107.06	7.32	6.80	6898	23535.98	209.40	32.94
18:58:00	11:46:00	11-02-2010	103.40	110.77	107.09	7.37	6.74	6896	23529.15	209.34	32.94
18:59:00	11:47:00	11-02-2010	103.40	110.88	107.14	7.48	6.75	6899	23539.39	209.34	32.96
19:00:00	11:48:00	11-02-2010	103.40	110.83	107.11	7.43	6.82	6900	23542.80	209.46	32.94
19:01:00	11:49:00	11-02-2010	103.38	110.72	107.05	7.34	6.82	6903	23553.04	209.46	32.96
19:02:00	11:50:00	11-02-2010	103.40	110.80	107.10	7.40	6.77	6894	23522.33	209.28	32.94
19:03:00	11:51:00	11-02-2010	103.43	110.72	107.07	7.29	6.74	6896	23529.15	209.34	32.94
19:04:00	11:52:00	11-02-2010	103.43	110.80	107.11	7.37	6.77	6900	23542.80	209.46	32.94
19:05:00	11:53:00	11-02-2010	103.48	110.74	107.11	7.27	6.80	6896	23529.15	209.40	32.93
19:06:00	11:54:00	11-02-2010	103.45	110.77	107.11	7.32	6.83	6896	23529.15	209.34	32.94
19:07:00	11:55:00	11-02-2010	103.45	110.83	107.14	7.37	6.77	6896	23529.15	209.40	32.93
19:08:00	11:56:00	11-02-2010	103.48	110.77	107.12	7.29	6.80	6900	23542.80	209.46	32.94
19:09:00	11:57:00	11-02-2010	103.48	110.77	107.12	7.29	6.75	6896	23529.15	209.34	32.94
19:10:00	11:58:00	11-02-2010	103.48	110.77	107.12	7.29	6.76	6896	23529.15	209.34	32.94
19:11:00	11:59:00	11-02-2010	103.48	110.85	107.17	7.38	6.76	6898	23535.98	209.40	32.94
19:12:00	12:00:00	11-02-2010	103.48	110.72	107.10	7.24	6.75	6896	23529.15	209.34	32.94
19:13:00	12:01:00	11-02-2010	103.50	110.83	107.17	7.32	6.80	6894	23522.33	209.34	32.93
19:14:00	12:02:00	11-02-2010	103.48	110.83	107.15	7.35	6.79	6894	23522.33	209.34	32.93
19:15:00	12:03:00	11-02-2010	103.50	110.91	107.21	7.41	6.82	6902	23549.62	209.52	32.94
19:16:00	12:04:00	11-02-2010	103.48	110.83	107.15	7.35	6.82	6896	23529.15	209.34	32.94
19:17:00	12:05:00	11-02-2010	103.48	110.83	107.15	7.35	6.77	6899	23539.39	209.34	32.96
19:18:00	12:06:00	11-02-2010	103.50	110.80	107.15	7.30	6.79	6898	23535.98	209.46	32.93
19:19:00	12:07:00	11-02-2010	103.50	110.83	107.17	7.32	6.80	6896	23529.15	209.40	32.93
19:20:00	12:08:00	11-02-2010	103.50	110.91	107.21	7.41	6.80	6894	23522.33	209.28	32.94
19:21:00	12:09:00	11-02-2010	103.50	110.83	107.17	7.32	6.74	6894	23522.33	209.34	32.93
19:22:00	12:10:00	11-02-2010	103.50	110.85	107.18	7.35	6.83	6896	23529.15	209.34	32.94
19:23:00	12:11:00	11-02-2010	103.53	110.85	107.19	7.33	6.78	6896	23529.15	209.34	32.94
19:24:00	12:12:00	11-02-2010	103.50	110.83	107.17	7.32	6.77	6899	23539.39	209.34	32.96
19:25:00	12:13:00	11-02-2010	103.50	110.85	107.18	7.35	6.80	6896	23529.15	209.40	32.93
19:26:00	12:14:00	11-02-2010	103.53	110.85	107.19	7.33	6.80	6898	23535.98	209.46	32.93
19:27:00	12:15:00	11-02-2010	103.50	110.83	107.17	7.32	6.82	6903	23553.04	209.40	32.97
19:28:00	12:16:00	11-02-2010	103.53	110.80	107.16	7.27	6.81	6898	23535.98	209.40	32.94
19:29:00	12:17:00	11-02-2010	103.53	110.88	107.21	7.35	6.80	6903	23553.04	209.46	32.96

HEAT OF REJECTION DATA SET:											
<u>DURATION</u>	<u>TIME</u>	<u>DATE</u>	<u>EWT</u>	<u>LWT</u>	<u>T AVG</u>	<u>ΔT</u>	<u>FLOW</u>	<u>TWATT</u>	<u>BTU</u>	<u>HTRV</u>	<u>HTRA</u>
19:30:00	12:18:00	11-02-2010	103.55	110.85	107.20	7.30	6.85	6898	23535.98	209.40	32.94
19:31:00	12:19:00	11-02-2010	103.58	110.94	107.26	7.36	6.73	6901	23546.21	209.40	32.96
19:32:00	12:20:00	11-02-2010	103.58	110.91	107.25	7.33	6.80	6898	23535.98	209.40	32.94
19:33:00	12:21:00	11-02-2010	103.55	110.88	107.22	7.33	6.81	6898	23535.98	209.40	32.94
19:34:00	12:22:00	11-02-2010	103.58	110.85	107.22	7.27	6.78	6894	23522.33	209.28	32.94
19:35:00	12:23:00	11-02-2010	103.58	110.83	107.20	7.25	6.80	6901	23546.21	209.40	32.96
19:36:00	12:24:00	11-02-2010	103.61	110.91	107.26	7.30	6.71	6903	23553.04	209.46	32.96
19:37:00	12:25:00	11-02-2010	103.58	110.96	107.27	7.38	6.68	6899	23539.39	209.34	32.96
19:38:00	12:26:00	11-02-2010	103.58	110.96	107.27	7.38	6.83	6894	23522.33	209.34	32.93
19:39:00	12:27:00	11-02-2010	103.61	110.91	107.26	7.30	6.73	6896	23529.15	209.34	32.94
19:40:00	12:28:00	11-02-2010	103.63	110.94	107.28	7.31	6.76	6896	23529.15	209.34	32.94
19:41:00	12:29:00	11-02-2010	103.61	110.99	107.30	7.39	6.77	6901	23546.21	209.40	32.96
19:42:00	12:30:00	11-02-2010	103.61	110.91	107.26	7.30	6.79	6900	23542.80	209.46	32.94
19:43:00	12:31:00	11-02-2010	103.61	110.94	107.27	7.33	6.75	6898	23535.98	209.40	32.94
19:44:00	12:32:00	11-02-2010	103.61	110.99	107.30	7.39	6.83	6901	23546.21	209.40	32.96
19:45:00	12:33:00	11-02-2010	103.61	110.88	107.24	7.28	6.76	6896	23529.15	209.40	32.93
19:46:00	12:34:00	11-02-2010	103.66	110.96	107.31	7.31	6.77	6900	23542.80	209.46	32.94
19:47:00	12:35:00	11-02-2010	103.63	110.99	107.31	7.36	6.76	6899	23539.39	209.34	32.96
19:48:00	12:36:00	11-02-2010	103.66	110.94	107.30	7.28	6.75	6897	23532.56	209.28	32.96
19:49:00	12:37:00	11-02-2010	103.63	111.02	107.33	7.39	6.74	6900	23542.80	209.46	32.94
19:50:00	12:38:00	11-02-2010	103.63	110.96	107.30	7.33	6.87	6899	23539.39	209.34	32.96
19:51:00	12:39:00	11-02-2010	103.63	111.02	107.33	7.39	6.77	6894	23522.33	209.28	32.94
19:52:00	12:40:00	11-02-2010	103.63	111.02	107.33	7.39	6.81	6898	23535.98	209.40	32.94
19:53:00	12:41:00	11-02-2010	103.68	110.94	107.31	7.25	6.75	6896	23529.15	209.34	32.94
19:54:00	12:42:00	11-02-2010	103.66	111.02	107.34	7.36	6.82	6899	23539.39	209.34	32.96
19:55:00	12:43:00	11-02-2010	103.68	110.96	107.32	7.28	6.74	6903	23553.04	209.46	32.96
19:56:00	12:44:00	11-02-2010	103.68	110.99	107.34	7.31	6.81	6896	23529.15	209.34	32.94
19:57:00	12:45:00	11-02-2010	103.68	111.05	107.37	7.36	6.88	6899	23539.39	209.34	32.96
19:58:00	12:46:00	11-02-2010	103.71	111.05	107.38	7.34	6.76	6901	23546.21	209.40	32.96
19:59:00	12:47:00	11-02-2010	103.71	111.08	107.39	7.37	6.81	6898	23535.98	209.40	32.94
20:00:00	12:48:00	11-02-2010	103.71	111.05	107.38	7.34	6.80	6899	23539.39	209.34	32.96
20:01:00	12:49:00	11-02-2010	103.71	111.05	107.38	7.34	6.86	6905	23559.86	209.46	32.97
20:02:00	12:50:00	11-02-2010	103.68	111.05	107.37	7.36	6.85	6903	23553.04	209.46	32.96
20:03:00	12:51:00	11-02-2010	103.71	111.05	107.38	7.34	6.84	6899	23539.39	209.34	32.96
20:04:00	12:52:00	11-02-2010	103.71	111.02	107.36	7.31	6.82	6901	23546.21	209.34	32.97
20:05:00	12:53:00	11-02-2010	103.71	111.16	107.43	7.45	6.81	6898	23535.98	209.40	32.94
20:06:00	12:54:00	11-02-2010	103.71	111.05	107.38	7.34	6.80	6899	23539.39	209.34	32.96
20:07:00	12:55:00	11-02-2010	103.71	111.08	107.39	7.37	6.76	6899	23539.39	209.34	32.96
20:08:00	12:56:00	11-02-2010	103.71	111.05	107.38	7.34	6.75	6903	23553.04	209.40	32.97
20:09:00	12:57:00	11-02-2010	103.73	111.05	107.39	7.31	6.81	6896	23529.15	209.34	32.94
20:10:00	12:58:00	11-02-2010	103.73	111.08	107.40	7.34	6.72	6899	23539.39	209.34	32.96
20:11:00	12:59:00	11-02-2010	103.73	111.05	107.39	7.31	6.81	6896	23529.15	209.34	32.94
20:12:00	13:00:00	11-02-2010	103.73	111.13	107.43	7.40	6.79	6896	23529.15	209.34	32.94
20:13:00	13:01:00	11-02-2010	103.76	111.05	107.40	7.29	6.80	6903	23553.04	209.40	32.97
20:14:00	13:02:00	11-02-2010	103.73	111.05	107.39	7.31	6.80	6896	23529.15	209.34	32.94

HEAT OF REJECTION DATA SET:											
<u>DURATION</u>	<u>TIME</u>	<u>DATE</u>	<u>EWT</u>	<u>LWT</u>	<u>T AVG</u>	<u>ΔT</u>	<u>FLOW</u>	<u>TWATT</u>	<u>BTU</u>	<u>HTRV</u>	<u>HTRA</u>
20:15:00	13:03:00	11-02-2010	103.71	111.05	107.38	7.34	6.80	6899	23539.39	209.34	32.96
20:16:00	13:04:00	11-02-2010	103.71	111.08	107.39	7.37	6.80	6896	23529.15	209.34	32.94
20:17:00	13:05:00	11-02-2010	103.71	111.19	107.45	7.48	6.82	6899	23539.39	209.34	32.96
20:18:00	13:06:00	11-02-2010	103.76	111.16	107.46	7.40	6.84	6898	23535.98	209.40	32.94
20:19:00	13:07:00	11-02-2010	103.73	111.16	107.45	7.42	6.72	6901	23546.21	209.40	32.96
20:20:00	13:08:00	11-02-2010	103.79	111.08	107.43	7.29	6.77	6897	23532.56	209.28	32.96
20:21:00	13:09:00	11-02-2010	103.79	111.16	107.47	7.37	6.76	6899	23539.39	209.28	32.97
20:22:00	13:10:00	11-02-2010	103.79	111.13	107.46	7.35	6.86	6898	23535.98	209.40	32.94
20:23:00	13:11:00	11-02-2010	103.79	111.16	107.47	7.37	6.84	6896	23529.15	209.34	32.94
20:24:00	13:12:00	11-02-2010	103.76	111.16	107.46	7.40	6.81	6896	23529.15	209.34	32.94
20:25:00	13:13:00	11-02-2010	103.81	111.16	107.48	7.35	6.77	6896	23529.15	209.40	32.93
20:26:00	13:14:00	11-02-2010	103.79	111.16	107.47	7.37	6.80	6896	23529.15	209.34	32.94
20:27:00	13:15:00	11-02-2010	103.79	111.16	107.47	7.37	6.75	6896	23529.15	209.34	32.94
20:28:00	13:16:00	11-02-2010	103.79	111.10	107.44	7.32	6.72	6896	23529.15	209.34	32.94
20:29:00	13:17:00	11-02-2010	103.81	111.24	107.53	7.43	6.78	6900	23542.80	209.46	32.94
20:30:00	13:18:00	11-02-2010	103.81	111.13	107.47	7.32	6.72	6901	23546.21	209.40	32.96
20:31:00	13:19:00	11-02-2010	103.84	111.19	107.51	7.35	6.77	6894	23522.33	209.34	32.93
20:32:00	13:20:00	11-02-2010	103.84	111.16	107.50	7.32	6.80	6903	23553.04	209.46	32.96
20:33:00	13:21:00	11-02-2010	103.81	111.16	107.48	7.35	6.77	6900	23542.80	209.46	32.94
20:34:00	13:22:00	11-02-2010	103.84	111.13	107.48	7.29	6.83	6896	23529.15	209.34	32.94
20:35:00	13:23:00	11-02-2010	103.84	111.16	107.50	7.32	6.80	6899	23539.39	209.34	32.96
20:36:00	13:24:00	11-02-2010	103.84	111.16	107.50	7.32	6.79	6898	23535.98	209.40	32.94
20:37:00	13:25:00	11-02-2010	103.84	111.16	107.50	7.32	6.72	6896	23529.15	209.34	32.94
20:38:00	13:26:00	11-02-2010	103.86	111.19	107.52	7.32	6.83	6899	23539.39	209.34	32.96
20:39:00	13:27:00	11-02-2010	103.86	111.21	107.54	7.35	6.83	6899	23539.39	209.34	32.96
20:40:00	13:28:00	11-02-2010	103.91	111.19	107.55	7.27	6.84	6901	23546.21	209.40	32.96
20:41:00	13:29:00	11-02-2010	103.89	111.19	107.54	7.30	6.77	6899	23539.39	209.34	32.96
20:42:00	13:30:00	11-02-2010	103.89	111.16	107.52	7.27	6.80	6896	23529.15	209.34	32.94
20:43:00	13:31:00	11-02-2010	103.89	111.27	107.58	7.38	6.77	6907	23566.68	209.52	32.97
20:44:00	13:32:00	11-02-2010	103.89	111.27	107.58	7.38	6.74	6896	23529.15	209.34	32.94
20:45:00	13:33:00	11-02-2010	103.91	111.32	107.62	7.41	6.76	6899	23539.39	209.34	32.96
20:46:00	13:34:00	11-02-2010	103.91	111.21	107.56	7.30	6.79	6896	23529.15	209.34	32.94
20:47:00	13:35:00	11-02-2010	103.86	111.27	107.57	7.41	6.80	6894	23522.33	209.34	32.93
20:48:00	13:36:00	11-02-2010	103.91	111.21	107.56	7.30	6.77	6892	23515.50	209.28	32.93
20:49:00	13:37:00	11-02-2010	103.89	111.24	107.57	7.35	6.83	6893	23518.92	209.40	32.92
20:50:00	13:38:00	11-02-2010	103.89	111.32	107.61	7.44	6.83	6896	23529.15	209.34	32.94
20:51:00	13:39:00	11-02-2010	103.89	111.27	107.58	7.38	6.79	6898	23535.98	209.40	32.94
20:52:00	13:40:00	11-02-2010	103.91	111.21	107.56	7.30	6.78	6894	23522.33	209.28	32.94
20:53:00	13:41:00	11-02-2010	103.91	111.30	107.61	7.38	6.80	6894	23522.33	209.34	32.93
20:54:00	13:42:00	11-02-2010	103.91	111.24	107.58	7.33	6.75	6898	23535.98	209.46	32.93
20:55:00	13:43:00	11-02-2010	103.91	111.24	107.58	7.33	6.79	6896	23529.15	209.34	32.94
20:56:00	13:44:00	11-02-2010	103.91	111.27	107.59	7.36	6.76	6896	23529.15	209.34	32.94
20:57:00	13:45:00	11-02-2010	103.91	111.27	107.59	7.36	6.77	6901	23546.21	209.40	32.96
20:58:00	13:46:00	11-02-2010	103.91	111.27	107.59	7.36	6.80	6898	23535.98	209.46	32.93
20:59:00	13:47:00	11-02-2010	103.94	111.38	107.66	7.44	6.80	6894	23522.33	209.34	32.93

HEAT OF REJECTION DATA SET:											
<u>DURATION</u>	<u>TIME</u>	<u>DATE</u>	<u>EWT</u>	<u>LWT</u>	<u>T AVG</u>	<u>ΔT</u>	<u>FLOW</u>	<u>TWATT</u>	<u>BTU</u>	<u>HTRV</u>	<u>HTRA</u>
21:00:00	13:48:00	11-02-2010	103.91	111.27	107.59	7.36	6.80	6898	23535.98	209.40	32.94
21:01:00	13:49:00	11-02-2010	103.91	111.30	107.61	7.38	6.71	6894	23522.33	209.34	32.93
21:02:00	13:50:00	11-02-2010	103.97	111.32	107.65	7.36	6.85	6898	23535.98	209.40	32.94
21:03:00	13:51:00	11-02-2010	103.94	111.32	107.63	7.38	6.77	6894	23522.33	209.34	32.93
21:04:00	13:52:00	11-02-2010	103.97	111.27	107.62	7.30	6.76	6894	23522.33	209.34	32.93
21:05:00	13:53:00	11-02-2010	103.97	111.35	107.66	7.39	6.83	6900	23542.80	209.46	32.94
21:06:00	13:54:00	11-02-2010	103.97	111.35	107.66	7.39	6.74	6898	23535.98	209.40	32.94
21:07:00	13:55:00	11-02-2010	103.94	111.30	107.62	7.36	6.79	6899	23539.39	209.34	32.96
21:08:00	13:56:00	11-02-2010	103.97	111.32	107.65	7.36	6.75	6898	23535.98	209.40	32.94
21:09:00	13:57:00	11-02-2010	103.99	111.38	107.69	7.39	6.82	6898	23535.98	209.40	32.94
21:10:00	13:58:00	11-02-2010	103.97	111.38	107.67	7.41	6.74	6894	23522.33	209.34	32.93
21:11:00	13:59:00	11-02-2010	103.99	111.30	107.64	7.31	6.82	6901	23546.21	209.40	32.96
21:12:00	14:00:00	11-02-2010	104.02	111.32	107.67	7.31	6.71	6903	23553.04	209.46	32.96
21:13:00	14:01:00	11-02-2010	104.02	111.32	107.67	7.31	6.84	6900	23542.80	209.46	32.94
21:14:00	14:02:00	11-02-2010	104.02	111.38	107.70	7.36	6.77	6896	23529.15	209.34	32.94
21:15:00	14:03:00	11-02-2010	103.99	111.41	107.70	7.42	6.78	6896	23529.15	209.34	32.94
21:16:00	14:04:00	11-02-2010	104.02	111.38	107.70	7.36	6.80	6898	23535.98	209.40	32.94
21:17:00	14:05:00	11-02-2010	104.02	111.46	107.74	7.45	6.79	6894	23522.33	209.34	32.93
21:18:00	14:06:00	11-02-2010	104.02	111.38	107.70	7.36	6.82	6894	23522.33	209.34	32.93
21:19:00	14:07:00	11-02-2010	103.99	111.35	107.67	7.36	6.83	6903	23553.04	209.46	32.96
21:20:00	14:08:00	11-02-2010	104.02	111.41	107.71	7.39	6.79	6901	23546.21	209.40	32.96
21:21:00	14:09:00	11-02-2010	104.02	111.38	107.70	7.36	6.69	6894	23522.33	209.28	32.94
21:22:00	14:10:00	11-02-2010	104.02	111.38	107.70	7.36	6.73	6893	23518.92	209.40	32.92
21:23:00	14:11:00	11-02-2010	104.02	111.41	107.71	7.39	6.79	6898	23535.98	209.46	32.93
21:24:00	14:12:00	11-02-2010	104.04	111.46	107.75	7.42	6.70	6898	23535.98	209.40	32.94
21:25:00	14:13:00	11-02-2010	104.04	111.49	107.77	7.45	6.77	6898	23535.98	209.40	32.94
21:26:00	14:14:00	11-02-2010	104.04	111.46	107.75	7.42	6.72	6898	23535.98	209.46	32.93
21:27:00	14:15:00	11-02-2010	104.07	111.38	107.72	7.31	6.83	6896	23529.15	209.34	32.94
21:28:00	14:16:00	11-02-2010	104.04	111.44	107.74	7.39	6.80	6896	23529.15	209.34	32.94
21:29:00	14:17:00	11-02-2010	104.07	111.44	107.75	7.37	6.80	6896	23529.15	209.40	32.93
21:30:00	14:18:00	11-02-2010	104.07	111.52	107.79	7.45	6.70	6903	23553.04	209.40	32.97
21:31:00	14:19:00	11-02-2010	104.04	111.49	107.77	7.45	6.63	6899	23539.39	209.34	32.96
21:32:00	14:20:00	11-02-2010	104.07	111.41	107.74	7.34	6.75	6896	23529.15	209.34	32.94
21:33:00	14:21:00	11-02-2010	104.04	111.49	107.77	7.45	6.75	6900	23542.80	209.46	32.94
21:34:00	14:22:00	11-02-2010	104.07	111.49	107.78	7.42	6.78	6894	23522.33	209.34	32.93
21:35:00	14:23:00	11-02-2010	104.07	111.44	107.75	7.37	6.75	6899	23539.39	209.34	32.96
21:36:00	14:24:00	11-02-2010	104.09	111.55	107.82	7.45	6.67	6903	23553.04	209.46	32.96
21:37:00	14:25:00	11-02-2010	104.09	111.46	107.78	7.37	6.75	6899	23539.39	209.34	32.96
21:38:00	14:26:00	11-02-2010	104.12	111.46	107.79	7.34	6.83	6896	23529.15	209.34	32.94
21:39:00	14:27:00	11-02-2010	104.12	111.44	107.78	7.32	6.78	6898	23535.98	209.40	32.94
21:40:00	14:28:00	11-02-2010	104.12	111.44	107.78	7.32	6.80	6903	23553.04	209.46	32.96
21:41:00	14:29:00	11-02-2010	104.12	111.49	107.81	7.37	6.81	6896	23529.15	209.34	32.94
21:42:00	14:30:00	11-02-2010	104.12	111.49	107.81	7.37	6.80	6898	23535.98	209.40	32.94
21:43:00	14:31:00	11-02-2010	104.12	111.49	107.81	7.37	6.77	6900	23542.80	209.46	32.94
21:44:00	14:32:00	11-02-2010	104.15	111.49	107.82	7.35	6.80	6894	23522.33	209.34	32.93

HEAT OF REJECTION DATA SET:											
<u>DURATION</u>	<u>TIME</u>	<u>DATE</u>	<u>EWT</u>	<u>LWT</u>	<u>T AVG</u>	<u>ΔT</u>	<u>FLOW</u>	<u>TWATT</u>	<u>BTU</u>	<u>HTRV</u>	<u>HTRA</u>
21:45:00	14:33:00	11-02-2010	104.12	111.49	107.81	7.37	6.83	6898	23535.98	209.40	32.94
21:46:00	14:34:00	11-02-2010	104.12	111.44	107.78	7.32	6.77	6898	23535.98	209.46	32.93
21:47:00	14:35:00	11-02-2010	104.12	111.57	107.85	7.45	6.77	6898	23535.98	209.40	32.94
21:48:00	14:36:00	11-02-2010	104.12	111.52	107.82	7.40	6.75	6894	23522.33	209.34	32.93
21:49:00	14:37:00	11-02-2010	104.15	111.46	107.80	7.32	6.76	6896	23529.15	209.34	32.94
21:50:00	14:38:00	11-02-2010	104.12	111.41	107.76	7.29	6.75	6896	23529.15	209.40	32.93
21:51:00	14:39:00	11-02-2010	104.15	111.52	107.83	7.37	6.78	6899	23539.39	209.34	32.96
21:52:00	14:40:00	11-02-2010	104.17	111.55	107.86	7.38	6.76	6894	23522.33	209.34	32.93
21:53:00	14:41:00	11-02-2010	104.12	111.60	107.86	7.48	6.78	6896	23529.15	209.40	32.93
21:54:00	14:42:00	11-02-2010	104.17	111.49	107.83	7.32	6.76	6896	23529.15	209.34	32.94
21:55:00	14:43:00	11-02-2010	104.15	111.49	107.82	7.35	6.79	6896	23529.15	209.34	32.94
21:56:00	14:44:00	11-02-2010	104.15	111.49	107.82	7.35	6.77	6896	23529.15	209.40	32.93
21:57:00	14:45:00	11-02-2010	104.17	111.60	107.89	7.43	6.70	6898	23535.98	209.40	32.94
21:58:00	14:46:00	11-02-2010	104.15	111.49	107.82	7.35	6.83	6894	23522.33	209.34	32.93
21:59:00	14:47:00	11-02-2010	104.12	111.52	107.82	7.40	6.82	6896	23529.15	209.40	32.93
22:00:00	14:48:00	11-02-2010	104.17	111.60	107.89	7.43	6.68	6896	23529.15	209.34	32.94
22:01:00	14:49:00	11-02-2010	104.17	111.49	107.83	7.32	6.80	6896	23529.15	209.34	32.94
22:02:00	14:50:00	11-02-2010	104.17	111.52	107.85	7.35	6.80	6894	23522.33	209.34	32.93
22:03:00	14:51:00	11-02-2010	104.17	111.52	107.85	7.35	6.78	6896	23529.15	209.34	32.94
22:04:00	14:52:00	11-02-2010	104.17	111.57	107.87	7.40	6.80	6894	23522.33	209.34	32.93
22:05:00	14:53:00	11-02-2010	104.15	111.55	107.85	7.40	6.77	6896	23529.15	209.34	32.94
22:06:00	14:54:00	11-02-2010	104.15	111.57	107.86	7.43	6.76	6900	23542.80	209.46	32.94
22:07:00	14:55:00	11-02-2010	104.17	111.52	107.85	7.35	6.86	6901	23546.21	209.40	32.96
22:08:00	14:56:00	11-02-2010	104.20	111.57	107.89	7.38	6.75	6900	23542.80	209.46	32.94
22:09:00	14:57:00	11-02-2010	104.20	111.57	107.89	7.38	6.70	6896	23529.15	209.34	32.94
22:10:00	14:58:00	11-02-2010	104.20	111.57	107.89	7.38	6.69	6892	23515.50	209.28	32.93
22:11:00	14:59:00	11-02-2010	104.22	111.60	107.91	7.38	6.80	6896	23529.15	209.40	32.93
22:12:00	15:00:00	11-02-2010	104.22	111.60	107.91	7.38	6.73	6894	23522.33	209.34	32.93
22:13:00	15:01:00	11-02-2010	104.22	111.60	107.91	7.38	6.71	6896	23529.15	209.34	32.94
22:14:00	15:02:00	11-02-2010	104.22	111.52	107.87	7.30	6.80	6898	23535.98	209.40	32.94
22:15:00	15:03:00	11-02-2010	104.22	111.60	107.91	7.38	6.78	6894	23522.33	209.34	32.93
22:16:00	15:04:00	11-02-2010	104.22	111.63	107.93	7.41	6.75	6896	23529.15	209.34	32.94
22:17:00	15:05:00	11-02-2010	104.28	111.52	107.90	7.24	6.69	6898	23535.98	209.46	32.93
22:18:00	15:06:00	11-02-2010	104.25	111.60	107.93	7.35	6.77	6896	23529.15	209.40	32.93
22:19:00	15:07:00	11-02-2010	104.22	111.57	107.90	7.35	6.75	6896	23529.15	209.34	32.94
22:20:00	15:08:00	11-02-2010	104.25	111.57	107.91	7.33	6.85	6894	23522.33	209.34	32.93
22:21:00	15:09:00	11-02-2010	104.25	111.60	107.93	7.35	6.74	6896	23529.15	209.40	32.93
22:22:00	15:10:00	11-02-2010	104.25	111.66	107.95	7.41	6.68	6892	23515.50	209.28	32.93
22:23:00	15:11:00	11-02-2010	104.28	111.60	107.94	7.33	6.74	6896	23529.15	209.40	32.93
22:24:00	15:12:00	11-02-2010	104.28	111.63	107.95	7.36	6.73	6898	23535.98	209.40	32.94
22:25:00	15:13:00	11-02-2010	104.25	111.57	107.91	7.33	6.78	6899	23539.39	209.34	32.96
22:26:00	15:14:00	11-02-2010	104.30	111.60	107.95	7.30	6.72	6896	23529.15	209.40	32.93
22:27:00	15:15:00	11-02-2010	104.28	111.69	107.98	7.41	6.72	6898	23535.98	209.40	32.94
22:28:00	15:16:00	11-02-2010	104.30	111.63	107.97	7.33	6.81	6894	23522.33	209.34	32.93
22:29:00	15:17:00	11-02-2010	104.30	111.71	108.01	7.41	6.71	6900	23542.80	209.46	32.94

HEAT OF REJECTION DATA SET:											
<u>DURATION</u>	<u>TIME</u>	<u>DATE</u>	<u>EWT</u>	<u>LWT</u>	<u>T AVG</u>	<u>ΔT</u>	<u>FLOW</u>	<u>TWATT</u>	<u>BTU</u>	<u>HTRV</u>	<u>HTRA</u>
22:30:00	15:18:00	11-02-2010	104.28	111.57	107.92	7.30	6.72	6891	23512.09	209.34	32.92
22:31:00	15:19:00	11-02-2010	104.30	111.63	107.97	7.33	6.76	6896	23529.15	209.40	32.93
22:32:00	15:20:00	11-02-2010	104.33	111.60	107.96	7.28	6.75	6901	23546.21	209.40	32.96
22:33:00	15:21:00	11-02-2010	104.30	111.69	107.99	7.39	6.75	6898	23535.98	209.40	32.94
22:34:00	15:22:00	11-02-2010	104.33	111.66	107.99	7.33	6.79	6896	23529.15	209.34	32.94
22:35:00	15:23:00	11-02-2010	104.33	111.66	107.99	7.33	6.78	6896	23529.15	209.40	32.93
22:36:00	15:24:00	11-02-2010	104.33	111.69	108.01	7.36	6.82	6894	23522.33	209.34	32.93
22:37:00	15:25:00	11-02-2010	104.33	111.63	107.98	7.30	6.83	6894	23522.33	209.34	32.93
22:38:00	15:26:00	11-02-2010	104.33	111.71	108.02	7.39	6.75	6898	23535.98	209.46	32.93
22:39:00	15:27:00	11-02-2010	104.33	111.69	108.01	7.36	6.78	6894	23522.33	209.34	32.93
22:40:00	15:28:00	11-02-2010	104.33	111.71	108.02	7.39	6.81	6896	23529.15	209.34	32.94
22:41:00	15:29:00	11-02-2010	104.33	111.80	108.06	7.47	6.75	6896	23529.15	209.34	32.94
22:42:00	15:30:00	11-02-2010	104.33	111.66	107.99	7.33	6.80	6896	23529.15	209.34	32.94
22:43:00	15:31:00	11-02-2010	104.33	111.71	108.02	7.39	6.73	6898	23535.98	209.40	32.94
22:44:00	15:32:00	11-02-2010	104.33	111.66	107.99	7.33	6.77	6896	23529.15	209.34	32.94
22:45:00	15:33:00	11-02-2010	104.33	111.74	108.03	7.42	6.82	6892	23515.50	209.28	32.93
22:46:00	15:34:00	11-02-2010	104.33	111.71	108.02	7.39	6.80	6896	23529.15	209.40	32.93
22:47:00	15:35:00	11-02-2010	104.33	111.71	108.02	7.39	6.87	6896	23529.15	209.34	32.94
22:48:00	15:36:00	11-02-2010	104.33	111.71	108.02	7.39	6.76	6894	23522.33	209.34	32.93
22:49:00	15:37:00	11-02-2010	104.33	111.71	108.02	7.39	6.73	6896	23529.15	209.40	32.93
22:50:00	15:38:00	11-02-2010	104.38	111.83	108.10	7.45	6.82	6894	23522.33	209.28	32.94
22:51:00	15:39:00	11-02-2010	104.38	111.83	108.10	7.45	6.77	6895	23525.74	209.46	32.92
22:52:00	15:40:00	11-02-2010	104.38	111.83	108.10	7.45	6.82	6898	23535.98	209.40	32.94
22:53:00	15:41:00	11-02-2010	104.38	111.80	108.09	7.42	6.80	6894	23522.33	209.34	32.93
22:54:00	15:42:00	11-02-2010	104.43	111.71	108.07	7.28	6.77	6900	23542.80	209.46	32.94
22:55:00	15:43:00	11-02-2010	104.35	111.71	108.03	7.36	6.80	6896	23529.15	209.34	32.94
22:56:00	15:44:00	11-02-2010	104.40	111.80	108.10	7.39	6.88	6894	23522.33	209.34	32.93
22:57:00	15:45:00	11-02-2010	104.40	111.71	108.06	7.31	6.73	6898	23535.98	209.40	32.94
22:58:00	15:46:00	11-02-2010	104.40	111.74	108.07	7.34	6.66	6898	23535.98	209.40	32.94
22:59:00	15:47:00	11-02-2010	104.40	111.71	108.06	7.31	6.80	6903	23553.04	209.46	32.96
23:00:00	15:48:00	11-02-2010	104.43	111.74	108.09	7.31	6.78	6899	23539.39	209.34	32.96
23:01:00	15:49:00	11-02-2010	104.40	111.83	108.11	7.42	6.74	6896	23529.15	209.34	32.94
23:02:00	15:50:00	11-02-2010	104.40	111.77	108.09	7.37	6.79	6896	23529.15	209.34	32.94
23:03:00	15:51:00	11-02-2010	104.38	111.80	108.09	7.42	6.82	6900	23542.80	209.46	32.94
23:04:00	15:52:00	11-02-2010	104.40	111.80	108.10	7.39	6.82	6896	23529.15	209.34	32.94
23:05:00	15:53:00	11-02-2010	104.38	111.80	108.09	7.42	6.78	6896	23529.15	209.34	32.94
23:06:00	15:54:00	11-02-2010	104.40	111.80	108.10	7.39	6.81	6901	23546.21	209.40	32.96
23:07:00	15:55:00	11-02-2010	104.43	111.83	108.13	7.40	6.80	6896	23529.15	209.34	32.94
23:08:00	15:56:00	11-02-2010	104.43	111.83	108.13	7.40	6.77	6908	23570.10	209.46	32.98
23:09:00	15:57:00	11-02-2010	104.40	111.77	108.09	7.37	6.83	6896	23529.15	209.34	32.94
23:10:00	15:58:00	11-02-2010	104.43	111.83	108.13	7.40	6.83	6894	23522.33	209.34	32.93
23:11:00	15:59:00	11-02-2010	104.43	111.80	108.11	7.37	6.83	6896	23529.15	209.40	32.93
23:12:00	16:00:00	11-02-2010	104.46	111.83	108.14	7.37	6.83	6899	23539.39	209.34	32.96
23:13:00	16:01:00	11-02-2010	104.43	111.83	108.13	7.40	6.83	6894	23522.33	209.34	32.93
23:14:00	16:02:00	11-02-2010	104.46	111.80	108.13	7.34	6.76	6896	23529.15	209.34	32.94

HEAT OF REJECTION DATA SET:											
<u>DURATION</u>	<u>TIME</u>	<u>DATE</u>	<u>EWT</u>	<u>LWT</u>	<u>T AVG</u>	<u>ΔT</u>	<u>FLOW</u>	<u>TWATT</u>	<u>BTU</u>	<u>HTRV</u>	<u>HTRA</u>
23:15:00	16:03:00	11-02-2010	104.46	111.85	108.15	7.40	6.78	6899	23539.39	209.34	32.96
23:16:00	16:04:00	11-02-2010	104.46	111.85	108.15	7.40	6.78	6903	23553.04	209.46	32.96
23:17:00	16:05:00	11-02-2010	104.46	111.83	108.14	7.37	6.77	6898	23535.98	209.40	32.94
23:18:00	16:06:00	11-02-2010	104.46	111.83	108.14	7.37	6.73	6903	23553.04	209.46	32.96
23:19:00	16:07:00	11-02-2010	104.46	111.80	108.13	7.34	6.73	6894	23522.33	209.34	32.93
23:20:00	16:08:00	11-02-2010	104.48	111.83	108.15	7.34	6.80	6896	23529.15	209.34	32.94
23:21:00	16:09:00	11-02-2010	104.48	111.83	108.15	7.34	6.86	6894	23522.33	209.34	32.93
23:22:00	16:10:00	11-02-2010	104.48	111.94	108.21	7.46	6.75	6896	23529.15	209.34	32.94
23:23:00	16:11:00	11-02-2010	104.51	111.85	108.18	7.35	6.77	6898	23535.98	209.40	32.94
23:24:00	16:12:00	11-02-2010	104.48	111.80	108.14	7.32	6.80	6901	23546.21	209.40	32.96
23:25:00	16:13:00	11-02-2010	104.53	111.85	108.19	7.32	6.83	6894	23522.33	209.34	32.93
23:26:00	16:14:00	11-02-2010	104.51	111.91	108.21	7.40	6.80	6894	23522.33	209.34	32.93
23:27:00	16:15:00	11-02-2010	104.51	111.91	108.21	7.40	6.76	6896	23529.15	209.34	32.94
23:28:00	16:16:00	11-02-2010	104.53	111.88	108.21	7.35	6.82	6901	23546.21	209.40	32.96
23:29:00	16:17:00	11-02-2010	104.53	111.88	108.21	7.35	6.80	6896	23529.15	209.34	32.94
23:30:00	16:18:00	11-02-2010	104.53	111.94	108.24	7.40	6.71	6894	23522.33	209.34	32.93
23:31:00	16:19:00	11-02-2010	104.53	111.88	108.21	7.35	6.78	6894	23522.33	209.34	32.93
23:32:00	16:20:00	11-02-2010	104.53	111.88	108.21	7.35	6.78	6899	23539.39	209.34	32.96
23:33:00	16:21:00	11-02-2010	104.53	111.88	108.21	7.35	6.79	6901	23546.21	209.40	32.96
23:34:00	16:22:00	11-02-2010	104.53	111.83	108.18	7.29	6.69	6896	23529.15	209.40	32.93
23:35:00	16:23:00	11-02-2010	104.56	111.94	108.25	7.38	6.78	6894	23522.33	209.34	32.93
23:36:00	16:24:00	11-02-2010	104.56	111.88	108.22	7.32	6.78	6900	23542.80	209.46	32.94
23:37:00	16:25:00	11-02-2010	104.53	111.96	108.25	7.43	6.72	6901	23546.21	209.40	32.96
23:38:00	16:26:00	11-02-2010	104.53	111.88	108.21	7.35	6.83	6896	23529.15	209.40	32.93
23:39:00	16:27:00	11-02-2010	104.53	111.94	108.24	7.40	6.80	6894	23522.33	209.34	32.93
23:40:00	16:28:00	11-02-2010	104.53	111.99	108.26	7.46	6.72	6894	23522.33	209.34	32.93
23:41:00	16:29:00	11-02-2010	104.53	111.94	108.24	7.40	6.80	6896	23529.15	209.34	32.94
23:42:00	16:30:00	11-02-2010	104.56	111.88	108.22	7.32	6.80	6896	23529.15	209.34	32.94
23:43:00	16:31:00	11-02-2010	104.53	111.94	108.24	7.40	6.75	6901	23546.21	209.40	32.96
23:44:00	16:32:00	11-02-2010	104.56	111.96	108.26	7.41	6.73	6900	23542.80	209.46	32.94
23:45:00	16:33:00	11-02-2010	104.56	111.94	108.25	7.38	6.76	6892	23515.50	209.28	32.93
23:46:00	16:34:00	11-02-2010	104.56	111.96	108.26	7.41	6.72	6900	23542.80	209.46	32.94
23:47:00	16:35:00	11-02-2010	104.56	111.88	108.22	7.32	6.72	6892	23515.50	209.28	32.93
23:48:00	16:36:00	11-02-2010	104.56	111.99	108.28	7.43	6.70	6896	23529.15	209.40	32.93
23:49:00	16:37:00	11-02-2010	104.58	111.94	108.26	7.35	6.75	6899	23539.39	209.34	32.96
23:50:00	16:38:00	11-02-2010	104.58	111.94	108.26	7.35	6.82	6894	23522.33	209.34	32.93
23:51:00	16:39:00	11-02-2010	104.58	111.99	108.29	7.41	6.76	6893	23518.92	209.40	32.92
23:52:00	16:40:00	11-02-2010	104.58	111.99	108.29	7.41	6.74	6896	23529.15	209.34	32.94
23:53:00	16:41:00	11-02-2010	104.58	111.94	108.26	7.35	6.65	6896	23529.15	209.34	32.94
23:54:00	16:42:00	11-02-2010	104.58	111.96	108.27	7.38	6.65	6896	23529.15	209.40	32.93
23:55:00	16:43:00	11-02-2010	104.56	111.99	108.28	7.43	6.66	6894	23522.33	209.34	32.93
23:56:00	16:44:00	11-02-2010	104.56	111.99	108.28	7.43	6.70	6898	23535.98	209.46	32.93
23:57:00	16:45:00	11-02-2010	104.58	111.96	108.27	7.38	6.79	6896	23529.15	209.34	32.94
23:58:00	16:46:00	11-02-2010	104.58	111.99	108.29	7.41	6.75	6894	23522.33	209.34	32.93
23:59:00	16:47:00	11-02-2010	104.53	111.94	108.24	7.40	6.70	6894	23522.33	209.34	32.93

HEAT OF REJECTION DATA SET:											
<u>DURATION</u>	<u>TIME</u>	<u>DATE</u>	<u>EWT</u>	<u>LWT</u>	<u>T AVG</u>	<u>ΔT</u>	<u>FLOW</u>	<u>TWATT</u>	<u>BTU</u>	<u>HTRV</u>	<u>HTRA</u>
24:00:00	16:48:00	11-02-2010	104.56	112.05	108.30	7.49	6.80	6896	23529.15	209.34	32.94
24:01:00	16:49:00	11-02-2010	104.56	111.96	108.26	7.41	6.73	6903	23553.04	209.46	32.96
24:02:00	16:50:00	11-02-2010	104.58	111.96	108.27	7.38	6.78	6900	23542.80	209.46	32.94
24:03:00	16:51:00	11-02-2010	104.58	112.05	108.32	7.46	6.77	6898	23535.98	209.40	32.94
24:04:00	16:52:00	11-02-2010	104.61	111.96	108.29	7.35	6.83	6899	23539.39	209.34	32.96
24:05:00	16:53:00	11-02-2010	104.58	111.99	108.29	7.41	6.74	6898	23535.98	209.40	32.94
24:06:00	16:54:00	11-02-2010	104.61	112.02	108.32	7.41	6.86	6896	23529.15	209.40	32.93
24:07:00	16:55:00	11-02-2010	104.61	112.05	108.33	7.44	6.71	6896	23529.15	209.34	32.94
24:08:00	16:56:00	11-02-2010	104.64	112.02	108.33	7.38	6.78	6891	23512.09	209.34	32.92
24:09:00	16:57:00	11-02-2010	104.64	111.99	108.31	7.36	6.75	6892	23515.50	209.28	32.93
24:10:00	16:58:00	11-02-2010	104.64	112.13	108.38	7.50	6.75	6894	23522.33	209.34	32.93
24:11:00	16:59:00	11-02-2010	104.61	112.02	108.32	7.41	6.78	6891	23512.09	209.34	32.92
24:12:00	17:00:00	11-02-2010	104.64	112.05	108.34	7.41	6.75	6896	23529.15	209.34	32.94
24:13:00	17:01:00	11-02-2010	104.66	112.05	108.36	7.39	6.77	6898	23535.98	209.46	32.93
24:14:00	17:02:00	11-02-2010	104.64	112.05	108.34	7.41	6.76	6898	23535.98	209.40	32.94
24:15:00	17:03:00	11-02-2010	104.66	112.10	108.38	7.44	6.75	6896	23529.15	209.40	32.93
24:16:00	17:04:00	11-02-2010	104.66	112.05	108.36	7.39	6.80	6898	23535.98	209.40	32.94
24:17:00	17:05:00	11-02-2010	104.66	112.05	108.36	7.39	6.75	6898	23535.98	209.40	32.94
24:18:00	17:06:00	11-02-2010	104.69	112.05	108.37	7.36	6.74	6896	23529.15	209.40	32.93
24:19:00	17:07:00	11-02-2010	104.66	112.08	108.37	7.41	6.79	6894	23522.33	209.34	32.93
24:20:00	17:08:00	11-02-2010	104.69	111.99	108.34	7.30	6.78	6896	23529.15	209.40	32.93
24:21:00	17:09:00	11-02-2010	104.66	112.08	108.37	7.41	6.80	6898	23535.98	209.46	32.93
24:22:00	17:10:00	11-02-2010	104.66	112.13	108.40	7.47	6.77	6894	23522.33	209.34	32.93
24:23:00	17:11:00	11-02-2010	104.69	112.05	108.37	7.36	6.76	6900	23542.80	209.46	32.94
24:24:00	17:12:00	11-02-2010	104.71	112.05	108.38	7.33	6.79	6896	23529.15	209.34	32.94
24:25:00	17:13:00	11-02-2010	104.71	112.05	108.38	7.33	6.75	6896	23529.15	209.34	32.94
24:26:00	17:14:00	11-02-2010	104.71	112.05	108.38	7.33	6.75	6894	23522.33	209.34	32.93
24:27:00	17:15:00	11-02-2010	104.71	112.08	108.40	7.36	6.75	6898	23535.98	209.40	32.94
24:28:00	17:16:00	11-02-2010	104.71	112.13	108.42	7.42	6.69	6896	23529.15	209.34	32.94
24:29:00	17:17:00	11-02-2010	104.71	112.10	108.41	7.39	6.80	6896	23529.15	209.34	32.94
24:30:00	17:18:00	11-02-2010	104.71	112.05	108.38	7.33	6.75	6900	23542.80	209.46	32.94
24:31:00	17:19:00	11-02-2010	104.74	112.10	108.42	7.36	6.76	6894	23522.33	209.34	32.93
24:32:00	17:20:00	11-02-2010	104.71	112.13	108.42	7.42	6.73	6896	23529.15	209.40	32.93
24:33:00	17:21:00	11-02-2010	104.74	112.13	108.44	7.39	6.72	6894	23522.33	209.34	32.93
24:34:00	17:22:00	11-02-2010	104.74	112.16	108.45	7.42	6.66	6894	23522.33	209.34	32.93
24:35:00	17:23:00	11-02-2010	104.71	112.10	108.41	7.39	6.78	6898	23535.98	209.46	32.93
24:36:00	17:24:00	11-02-2010	104.74	112.13	108.44	7.39	6.72	6894	23522.33	209.28	32.94
24:37:00	17:25:00	11-02-2010	104.74	112.13	108.44	7.39	6.71	6898	23535.98	209.46	32.93
24:38:00	17:26:00	11-02-2010	104.74	112.16	108.45	7.42	6.82	6898	23535.98	209.46	32.93
24:39:00	17:27:00	11-02-2010	104.77	112.10	108.44	7.34	6.81	6898	23535.98	209.40	32.94
24:40:00	17:28:00	11-02-2010	104.74	112.13	108.44	7.39	6.75	6896	23529.15	209.34	32.94
24:41:00	17:29:00	11-02-2010	104.77	112.10	108.44	7.34	6.75	6898	23535.98	209.40	32.94
24:42:00	17:30:00	11-02-2010	104.74	112.16	108.45	7.42	6.70	6898	23535.98	209.46	32.93
24:43:00	17:31:00	11-02-2010	104.77	112.16	108.46	7.39	6.76	6896	23529.15	209.34	32.94
24:44:00	17:32:00	11-02-2010	104.74	112.16	108.45	7.42	6.76	6898	23535.98	209.46	32.93

HEAT OF REJECTION DATA SET:											
<u>DURATION</u>	<u>TIME</u>	<u>DATE</u>	<u>EWT</u>	<u>LWT</u>	<u>T AVG</u>	<u>ΔT</u>	<u>FLOW</u>	<u>TWATT</u>	<u>BTU</u>	<u>HTRV</u>	<u>HTRA</u>
24:45:00	17:33:00	11-02-2010	104.77	112.08	108.42	7.31	6.76	6898	23535.98	209.46	32.93
24:46:00	17:34:00	11-02-2010	104.74	112.13	108.44	7.39	6.76	6898	23535.98	209.40	32.94
24:47:00	17:35:00	11-02-2010	104.77	112.16	108.46	7.39	6.77	6894	23522.33	209.34	32.93
24:48:00	17:36:00	11-02-2010	104.77	112.10	108.44	7.34	6.75	6898	23535.98	209.40	32.94
24:49:00	17:37:00	11-02-2010	104.79	112.16	108.48	7.37	6.80	6893	23518.92	209.40	32.92
24:50:00	17:38:00	11-02-2010	104.79	112.19	108.49	7.40	6.70	6896	23529.15	209.34	32.94
24:51:00	17:39:00	11-02-2010	104.79	112.16	108.48	7.37	6.72	6898	23535.98	209.46	32.93
24:52:00	17:40:00	11-02-2010	104.77	112.27	108.52	7.51	6.73	6894	23522.33	209.34	32.93
24:53:00	17:41:00	11-02-2010	104.79	112.22	108.50	7.42	6.77	6898	23535.98	209.40	32.94
24:54:00	17:42:00	11-02-2010	104.77	112.22	108.49	7.45	6.75	6898	23535.98	209.40	32.94
24:55:00	17:43:00	11-02-2010	104.77	112.16	108.46	7.39	6.83	6896	23529.15	209.34	32.94
24:56:00	17:44:00	11-02-2010	104.79	112.13	108.46	7.34	6.75	6894	23522.33	209.34	32.93
24:57:00	17:45:00	11-02-2010	104.82	112.16	108.49	7.34	6.83	6896	23529.15	209.34	32.94
24:58:00	17:46:00	11-02-2010	104.82	112.16	108.49	7.34	6.78	6901	23546.21	209.40	32.96
24:59:00	17:47:00	11-02-2010	104.79	112.24	108.52	7.45	6.75	6894	23522.33	209.34	32.93
25:00:00	17:48:00	11-02-2010	104.82	112.27	108.55	7.45	6.73	6898	23535.98	209.46	32.93
25:01:00	17:49:00	11-02-2010	104.79	112.22	108.50	7.42	6.80	6894	23522.33	209.34	32.93
25:02:00	17:50:00	11-02-2010	104.79	112.19	108.49	7.40	6.72	6896	23529.15	209.34	32.94
25:03:00	17:51:00	11-02-2010	104.79	112.19	108.49	7.40	6.81	6895	23525.74	209.46	32.92
25:04:00	17:52:00	11-02-2010	104.82	112.27	108.55	7.45	6.79	6896	23529.15	209.40	32.93
25:05:00	17:53:00	11-02-2010	104.77	112.19	108.48	7.42	6.77	6898	23535.98	209.46	32.93
25:06:00	17:54:00	11-02-2010	104.82	112.22	108.52	7.40	6.72	6894	23522.33	209.34	32.93
25:07:00	17:55:00	11-02-2010	104.84	112.19	108.52	7.34	6.73	6891	23512.09	209.34	32.92
25:08:00	17:56:00	11-02-2010	104.84	112.19	108.52	7.34	6.77	6896	23529.15	209.40	32.93
25:09:00	17:57:00	11-02-2010	104.84	112.22	108.53	7.37	6.78	6896	23529.15	209.40	32.93
25:10:00	17:58:00	11-02-2010	104.87	112.27	108.57	7.40	6.83	6896	23529.15	209.40	32.93
25:11:00	17:59:00	11-02-2010	104.84	112.27	108.56	7.43	6.67	6896	23529.15	209.34	32.94
25:12:00	18:00:00	11-02-2010	104.84	112.24	108.54	7.40	6.70	6895	23525.74	209.46	32.92
25:13:00	18:01:00	11-02-2010	104.84	112.16	108.50	7.32	6.73	6894	23522.33	209.34	32.93
25:14:00	18:02:00	11-02-2010	104.84	112.22	108.53	7.37	6.84	6902	23549.62	209.52	32.94
25:15:00	18:03:00	11-02-2010	104.87	112.24	108.56	7.37	6.75	6894	23522.33	209.34	32.93
25:16:00	18:04:00	11-02-2010	104.87	112.24	108.56	7.37	6.73	6894	23522.33	209.34	32.93
25:17:00	18:05:00	11-02-2010	104.87	112.27	108.57	7.40	6.79	6896	23529.15	209.34	32.94
25:18:00	18:06:00	11-02-2010	104.84	112.16	108.50	7.32	6.86	6896	23529.15	209.40	32.93
25:19:00	18:07:00	11-02-2010	104.84	112.24	108.54	7.40	6.79	6898	23535.98	209.46	32.93
25:20:00	18:08:00	11-02-2010	104.87	112.27	108.57	7.40	6.79	6896	23529.15	209.34	32.94
25:21:00	18:09:00	11-02-2010	104.87	112.27	108.57	7.40	6.77	6900	23542.80	209.46	32.94
25:22:00	18:10:00	11-02-2010	104.87	112.24	108.56	7.37	6.78	6894	23522.33	209.34	32.93
25:23:00	18:11:00	11-02-2010	104.90	112.27	108.58	7.38	6.78	6896	23529.15	209.40	32.93
25:24:00	18:12:00	11-02-2010	104.95	112.27	108.61	7.32	6.78	6896	23529.15	209.40	32.93
25:25:00	18:13:00	11-02-2010	104.90	112.27	108.58	7.38	6.83	6898	23535.98	209.40	32.94
25:26:00	18:14:00	11-02-2010	104.90	112.30	108.60	7.40	6.79	6898	23535.98	209.46	32.93
25:27:00	18:15:00	11-02-2010	104.87	112.33	108.60	7.46	6.74	6894	23522.33	209.34	32.93
25:28:00	18:16:00	11-02-2010	104.87	112.27	108.57	7.40	6.80	6893	23518.92	209.40	32.92
25:29:00	18:17:00	11-02-2010	104.90	112.30	108.60	7.40	6.80	6891	23512.09	209.34	32.92

HEAT OF REJECTION DATA SET:											
<u>DURATION</u>	<u>TIME</u>	<u>DATE</u>	<u>EWT</u>	<u>LWT</u>	<u>T AVG</u>	<u>ΔT</u>	<u>FLOW</u>	<u>TWATT</u>	<u>BTU</u>	<u>HTRV</u>	<u>HTRA</u>
25:30:00	18:18:00	11-02-2010	104.92	112.27	108.60	7.35	6.83	6896	23529.15	209.40	32.93
25:31:00	18:19:00	11-02-2010	104.90	112.36	108.63	7.46	6.80	6893	23518.92	209.40	32.92
25:32:00	18:20:00	11-02-2010	104.92	112.30	108.61	7.38	6.80	6893	23518.92	209.40	32.92
25:33:00	18:21:00	11-02-2010	104.90	112.27	108.58	7.38	6.77	6893	23518.92	209.40	32.92
25:34:00	18:22:00	11-02-2010	104.95	112.33	108.64	7.38	6.79	6896	23529.15	209.40	32.93
25:35:00	18:23:00	11-02-2010	104.92	112.27	108.60	7.35	6.76	6897	23532.56	209.52	32.92
25:36:00	18:24:00	11-02-2010	104.92	112.38	108.65	7.46	6.82	6891	23512.09	209.34	32.92
25:37:00	18:25:00	11-02-2010	104.95	112.33	108.64	7.38	6.81	6893	23518.92	209.40	32.92
25:38:00	18:26:00	11-02-2010	104.95	112.33	108.64	7.38	6.82	6898	23535.98	209.40	32.94
25:39:00	18:27:00	11-02-2010	104.95	112.30	108.62	7.35	6.85	6896	23529.15	209.40	32.93
25:40:00	18:28:00	11-02-2010	104.95	112.27	108.61	7.32	6.80	6894	23522.33	209.34	32.93
25:41:00	18:29:00	11-02-2010	104.95	112.27	108.61	7.32	6.83	6898	23535.98	209.40	32.94
25:42:00	18:30:00	11-02-2010	104.95	112.38	108.67	7.44	6.77	6891	23512.09	209.34	32.92
25:43:00	18:31:00	11-02-2010	104.95	112.38	108.67	7.44	6.73	6896	23529.15	209.34	32.94
25:44:00	18:32:00	11-02-2010	104.95	112.36	108.65	7.41	6.73	6893	23518.92	209.40	32.92
25:45:00	18:33:00	11-02-2010	104.95	112.30	108.62	7.35	6.76	6894	23522.33	209.34	32.93
25:46:00	18:34:00	11-02-2010	104.95	112.38	108.67	7.44	6.79	6898	23535.98	209.40	32.94
25:47:00	18:35:00	11-02-2010	104.97	112.38	108.68	7.41	6.77	6898	23535.98	209.46	32.93
25:48:00	18:36:00	11-02-2010	104.97	112.38	108.68	7.41	6.78	6894	23522.33	209.34	32.93
25:49:00	18:37:00	11-02-2010	104.95	112.38	108.67	7.44	6.76	6895	23525.74	209.46	32.92
25:50:00	18:38:00	11-02-2010	104.97	112.36	108.67	7.38	6.80	6894	23522.33	209.34	32.93
25:51:00	18:39:00	11-02-2010	104.97	112.30	108.64	7.33	6.83	6893	23518.92	209.40	32.92
25:52:00	18:40:00	11-02-2010	105.00	112.36	108.68	7.36	6.80	6895	23525.74	209.46	32.92
25:53:00	18:41:00	11-02-2010	104.97	112.44	108.71	7.47	6.72	6894	23522.33	209.34	32.93
25:54:00	18:42:00	11-02-2010	105.00	112.36	108.68	7.36	6.80	6891	23512.09	209.40	32.91
25:55:00	18:43:00	11-02-2010	104.97	112.38	108.68	7.41	6.80	6894	23522.33	209.34	32.93
25:56:00	18:44:00	11-02-2010	104.97	112.41	108.69	7.44	6.83	6900	23542.80	209.46	32.94
25:57:00	18:45:00	11-02-2010	105.03	112.38	108.71	7.36	6.78	6891	23512.09	209.34	32.92
25:58:00	18:46:00	11-02-2010	105.00	112.44	108.72	7.44	6.73	6889	23505.27	209.34	32.91
25:59:00	18:47:00	11-02-2010	105.03	112.33	108.68	7.30	6.78	6891	23512.09	209.34	32.92
26:00:00	18:48:00	11-02-2010	105.00	112.38	108.69	7.38	6.82	6894	23522.33	209.34	32.93
26:01:00	18:49:00	11-02-2010	105.00	112.41	108.71	7.41	6.84	6895	23525.74	209.46	32.92
26:02:00	18:50:00	11-02-2010	105.03	112.44	108.73	7.41	6.77	6892	23515.50	209.28	32.93
26:03:00	18:51:00	11-02-2010	105.03	112.47	108.75	7.44	6.74	6903	23553.04	209.46	32.96
26:04:00	18:52:00	11-02-2010	105.03	112.41	108.72	7.39	6.76	6889	23505.27	209.34	32.91
26:05:00	18:53:00	11-02-2010	105.03	112.36	108.69	7.33	6.81	6898	23535.98	209.40	32.94
26:06:00	18:54:00	11-02-2010	105.05	112.38	108.72	7.33	6.80	6896	23529.15	209.40	32.93
26:07:00	18:55:00	11-02-2010	105.05	112.44	108.75	7.39	6.76	6891	23512.09	209.40	32.91
26:08:00	18:56:00	11-02-2010	105.05	112.44	108.75	7.39	6.83	6895	23525.74	209.46	32.92
26:09:00	18:57:00	11-02-2010	105.05	112.38	108.72	7.33	6.76	6898	23535.98	209.40	32.94
26:10:00	18:58:00	11-02-2010	105.05	112.41	108.73	7.36	6.74	6893	23518.92	209.40	32.92
26:11:00	18:59:00	11-02-2010	105.05	112.47	108.76	7.42	6.82	6896	23529.15	209.34	32.94
26:12:00	19:00:00	11-02-2010	105.08	112.50	108.79	7.42	6.77	6898	23535.98	209.40	32.94
26:13:00	19:01:00	11-02-2010	105.05	112.41	108.73	7.36	6.78	6894	23522.33	209.34	32.93
26:14:00	19:02:00	11-02-2010	105.05	112.44	108.75	7.39	6.82	6896	23529.15	209.34	32.94

HEAT OF REJECTION DATA SET:											
<u>DURATION</u>	<u>TIME</u>	<u>DATE</u>	<u>EWT</u>	<u>LWT</u>	<u>T AVG</u>	<u>ΔT</u>	<u>FLOW</u>	<u>TWATT</u>	<u>BTU</u>	<u>HTRV</u>	<u>HTRA</u>
26:15:00	19:03:00	11-02-2010	105.05	112.44	108.75	7.39	6.84	6896	23529.15	209.40	32.93
26:16:00	19:04:00	11-02-2010	105.05	112.44	108.75	7.39	6.82	6896	23529.15	209.34	32.94
26:17:00	19:05:00	11-02-2010	105.05	112.47	108.76	7.42	6.80	6898	23535.98	209.40	32.94
26:18:00	19:06:00	11-02-2010	105.05	112.50	108.77	7.44	6.80	6900	23542.80	209.46	32.94
26:19:00	19:07:00	11-02-2010	105.08	112.47	108.77	7.39	6.83	6896	23529.15	209.40	32.93
26:20:00	19:08:00	11-02-2010	105.08	112.41	108.75	7.34	6.86	6889	23505.27	209.34	32.91
26:21:00	19:09:00	11-02-2010	105.08	112.47	108.77	7.39	6.85	6898	23535.98	209.40	32.94
26:22:00	19:10:00	11-02-2010	105.08	112.44	108.76	7.36	6.84	6900	23542.80	209.46	32.94
26:23:00	19:11:00	11-02-2010	105.05	112.50	108.77	7.44	6.79	6895	23525.74	209.46	32.92
26:24:00	19:12:00	11-02-2010	105.08	112.41	108.75	7.34	6.82	6896	23529.15	209.40	32.93
26:25:00	19:13:00	11-02-2010	105.08	112.44	108.76	7.36	6.80	6893	23518.92	209.40	32.92
26:26:00	19:14:00	11-02-2010	105.10	112.50	108.80	7.39	6.77	6896	23529.15	209.40	32.93
26:27:00	19:15:00	11-02-2010	105.13	112.47	108.80	7.34	6.80	6896	23529.15	209.40	32.93
26:28:00	19:16:00	11-02-2010	105.10	112.47	108.79	7.36	6.78	6891	23512.09	209.34	32.92
26:29:00	19:17:00	11-02-2010	105.10	112.41	108.76	7.31	6.84	6891	23512.09	209.34	32.92
26:30:00	19:18:00	11-02-2010	105.05	112.47	108.76	7.42	6.80	6896	23529.15	209.40	32.93
26:31:00	19:19:00	11-02-2010	105.08	112.52	108.80	7.45	6.77	6896	23529.15	209.40	32.93
26:32:00	19:20:00	11-02-2010	105.08	112.55	108.82	7.48	6.78	6896	23529.15	209.40	32.93
26:33:00	19:21:00	11-02-2010	105.08	112.50	108.79	7.42	6.77	6898	23535.98	209.40	32.94
26:34:00	19:22:00	11-02-2010	105.08	112.55	108.82	7.48	6.80	6894	23522.33	209.34	32.93
26:35:00	19:23:00	11-02-2010	105.08	112.50	108.79	7.42	6.86	6891	23512.09	209.34	32.92
26:36:00	19:24:00	11-02-2010	105.10	112.50	108.80	7.39	6.84	6902	23549.62	209.52	32.94
26:37:00	19:25:00	11-02-2010	105.10	112.50	108.80	7.39	6.84	6898	23535.98	209.40	32.94
26:38:00	19:26:00	11-02-2010	105.08	112.61	108.84	7.53	6.80	6889	23505.27	209.34	32.91
26:39:00	19:27:00	11-02-2010	105.10	112.61	108.86	7.51	6.81	6896	23529.15	209.40	32.93
26:40:00	19:28:00	11-02-2010	105.10	112.61	108.86	7.51	6.76	6895	23525.74	209.46	32.92
26:41:00	19:29:00	11-02-2010	105.13	112.55	108.84	7.42	6.76	6898	23535.98	209.46	32.93
26:42:00	19:30:00	11-02-2010	105.10	112.52	108.81	7.42	6.85	6893	23518.92	209.40	32.92
26:43:00	19:31:00	11-02-2010	105.13	112.55	108.84	7.42	6.78	6896	23529.15	209.40	32.93
26:44:00	19:32:00	11-02-2010	105.13	112.50	108.81	7.37	6.82	6898	23535.98	209.40	32.94
26:45:00	19:33:00	11-02-2010	105.13	112.55	108.84	7.42	6.78	6898	23535.98	209.46	32.93
26:46:00	19:34:00	11-02-2010	105.13	112.52	108.83	7.39	6.82	6896	23529.15	209.34	32.94
26:47:00	19:35:00	11-02-2010	105.13	112.50	108.81	7.37	6.83	6898	23535.98	209.46	32.93
26:48:00	19:36:00	11-02-2010	105.13	112.50	108.81	7.37	6.84	6896	23529.15	209.40	32.93
26:49:00	19:37:00	11-02-2010	105.16	112.55	108.85	7.40	6.80	6900	23542.80	209.46	32.94
26:50:00	19:38:00	11-02-2010	105.13	112.52	108.83	7.39	6.77	6900	23542.80	209.46	32.94
26:51:00	19:39:00	11-02-2010	105.13	112.52	108.83	7.39	6.82	6898	23535.98	209.46	32.93
26:52:00	19:40:00	11-02-2010	105.13	112.50	108.81	7.37	6.82	6903	23553.04	209.46	32.96
26:53:00	19:41:00	11-02-2010	105.16	112.61	108.88	7.45	6.80	6900	23542.80	209.46	32.94
26:54:00	19:42:00	11-02-2010	105.16	112.55	108.85	7.40	6.82	6889	23505.27	209.34	32.91
26:55:00	19:43:00	11-02-2010	105.16	112.58	108.87	7.43	6.80	6898	23535.98	209.46	32.93
26:56:00	19:44:00	11-02-2010	105.16	112.50	108.83	7.34	6.83	6896	23529.15	209.40	32.93
26:57:00	19:45:00	11-02-2010	105.16	112.58	108.87	7.43	6.76	6900	23542.80	209.52	32.93
26:58:00	19:46:00	11-02-2010	105.16	112.61	108.88	7.45	6.83	6896	23529.15	209.40	32.93
26:59:00	19:47:00	11-02-2010	105.16	112.61	108.88	7.45	6.77	6895	23525.74	209.46	32.92

HEAT OF REJECTION DATA SET:											
<u>DURATION</u>	<u>TIME</u>	<u>DATE</u>	<u>EWT</u>	<u>LWT</u>	<u>T AVG</u>	<u>ΔT</u>	<u>FLOW</u>	<u>TWATT</u>	<u>BTU</u>	<u>HTRV</u>	<u>HTRA</u>
27:00:00	19:48:00	11-02-2010	105.16	112.58	108.87	7.43	6.74	6896	23529.15	209.40	32.93
27:01:00	19:49:00	11-02-2010	105.16	112.61	108.88	7.45	6.77	6900	23542.80	209.46	32.94
27:02:00	19:50:00	11-02-2010	105.16	112.64	108.90	7.48	6.85	6896	23529.15	209.40	32.93
27:03:00	19:51:00	11-02-2010	105.16	112.61	108.88	7.45	6.79	6893	23518.92	209.40	32.92
27:04:00	19:52:00	11-02-2010	105.16	112.55	108.85	7.40	6.76	6893	23518.92	209.40	32.92
27:05:00	19:53:00	11-02-2010	105.16	112.58	108.87	7.43	6.77	6891	23512.09	209.34	32.92
27:06:00	19:54:00	11-02-2010	105.18	112.61	108.90	7.43	6.76	6898	23535.98	209.46	32.93
27:07:00	19:55:00	11-02-2010	105.21	112.58	108.89	7.37	6.80	6894	23522.33	209.34	32.93
27:08:00	19:56:00	11-02-2010	105.18	112.64	108.91	7.46	6.84	6895	23525.74	209.46	32.92
27:09:00	19:57:00	11-02-2010	105.18	112.64	108.91	7.46	6.80	6894	23522.33	209.34	32.93
27:10:00	19:58:00	11-02-2010	105.18	112.64	108.91	7.46	6.76	6893	23518.92	209.40	32.92
27:11:00	19:59:00	11-02-2010	105.21	112.61	108.91	7.40	6.82	6896	23529.15	209.34	32.94
27:12:00	20:00:00	11-02-2010	105.18	112.61	108.90	7.43	6.81	6896	23529.15	209.40	32.93
27:13:00	20:01:00	11-02-2010	105.21	112.61	108.91	7.40	6.79	6896	23529.15	209.40	32.93
27:14:00	20:02:00	11-02-2010	105.21	112.64	108.92	7.43	6.77	6893	23518.92	209.40	32.92
27:15:00	20:03:00	11-02-2010	105.21	112.61	108.91	7.40	6.73	6896	23529.15	209.40	32.93
27:16:00	20:04:00	11-02-2010	105.21	112.69	108.95	7.49	6.72	6896	23529.15	209.40	32.93
27:17:00	20:05:00	11-02-2010	105.21	112.61	108.91	7.40	6.70	6897	23532.56	209.52	32.92
27:18:00	20:06:00	11-02-2010	105.21	112.72	108.96	7.51	6.84	6896	23529.15	209.40	32.93
27:19:00	20:07:00	11-02-2010	105.23	112.69	108.96	7.46	6.76	6898	23535.98	209.46	32.93
27:20:00	20:08:00	11-02-2010	105.23	112.72	108.98	7.49	6.81	6894	23522.33	209.34	32.93
27:21:00	20:09:00	11-02-2010	105.23	112.72	108.98	7.49	6.81	6898	23535.98	209.46	32.93
27:22:00	20:10:00	11-02-2010	105.23	112.69	108.96	7.46	6.84	6893	23518.92	209.40	32.92
27:23:00	20:11:00	11-02-2010	105.23	112.69	108.96	7.46	6.80	6900	23542.80	209.46	32.94
27:24:00	20:12:00	11-02-2010	105.26	112.61	108.93	7.35	6.78	6898	23535.98	209.40	32.94
27:25:00	20:13:00	11-02-2010	105.26	112.72	108.99	7.46	6.83	6896	23529.15	209.34	32.94
27:26:00	20:14:00	11-02-2010	105.26	112.61	108.93	7.35	6.84	6898	23535.98	209.40	32.94
27:27:00	20:15:00	11-02-2010	105.26	112.69	108.98	7.43	6.75	6896	23529.15	209.34	32.94
27:28:00	20:16:00	11-02-2010	105.26	112.66	108.96	7.41	6.80	6900	23542.80	209.46	32.94
27:29:00	20:17:00	11-02-2010	105.26	112.72	108.99	7.46	6.84	6898	23535.98	209.40	32.94
27:30:00	20:18:00	11-02-2010	105.26	112.64	108.95	7.38	6.80	6900	23542.80	209.46	32.94
27:31:00	20:19:00	11-02-2010	105.26	112.72	108.99	7.46	6.83	6898	23535.98	209.40	32.94
27:32:00	20:20:00	11-02-2010	105.26	112.75	109.00	7.49	6.80	6898	23535.98	209.46	32.93
27:33:00	20:21:00	11-02-2010	105.26	112.69	108.98	7.43	6.75	6896	23529.15	209.40	32.93
27:34:00	20:22:00	11-02-2010	105.29	112.69	108.99	7.41	6.81	6894	23522.33	209.34	32.93
27:35:00	20:23:00	11-02-2010	105.29	112.72	109.00	7.44	6.73	6903	23553.04	209.46	32.96
27:36:00	20:24:00	11-02-2010	105.29	112.64	108.96	7.35	6.80	6894	23522.33	209.34	32.93
27:37:00	20:25:00	11-02-2010	105.29	112.75	109.02	7.46	6.80	6905	23559.86	209.52	32.96
27:38:00	20:26:00	11-02-2010	105.34	112.72	109.03	7.38	6.81	6898	23535.98	209.40	32.94
27:39:00	20:27:00	11-02-2010	105.31	112.75	109.03	7.44	6.77	6898	23535.98	209.46	32.93
27:40:00	20:28:00	11-02-2010	105.34	112.72	109.03	7.38	6.83	6895	23525.74	209.46	32.92
27:41:00	20:29:00	11-02-2010	105.31	112.72	109.02	7.41	6.79	6901	23546.21	209.40	32.96
27:42:00	20:30:00	11-02-2010	105.31	112.72	109.02	7.41	6.80	6900	23542.80	209.46	32.94
27:43:00	20:31:00	11-02-2010	105.34	112.72	109.03	7.38	6.81	6896	23529.15	209.34	32.94
27:44:00	20:32:00	11-02-2010	105.34	112.72	109.03	7.38	6.78	6897	23532.56	209.52	32.92

HEAT OF REJECTION DATA SET:											
<u>DURATION</u>	<u>TIME</u>	<u>DATE</u>	<u>EWT</u>	<u>LWT</u>	<u>T AVG</u>	<u>ΔT</u>	<u>FLOW</u>	<u>TWATT</u>	<u>BTU</u>	<u>HTRV</u>	<u>HTRA</u>
27:45:00	20:33:00	11-02-2010	105.31	112.72	109.02	7.41	6.77	6898	23535.98	209.40	32.94
27:46:00	20:34:00	11-02-2010	105.34	112.66	109.00	7.33	6.77	6898	23535.98	209.46	32.93
27:47:00	20:35:00	11-02-2010	105.34	112.72	109.03	7.38	6.80	6905	23559.86	209.52	32.96
27:48:00	20:36:00	11-02-2010	105.36	112.61	108.99	7.24	6.83	6894	23522.33	209.34	32.93
27:49:00	20:37:00	11-02-2010	105.34	112.78	109.06	7.44	6.80	6898	23535.98	209.46	32.93
27:50:00	20:38:00	11-02-2010	105.34	112.83	109.09	7.50	6.82	6896	23529.15	209.40	32.93
27:51:00	20:39:00	11-02-2010	105.34	112.78	109.06	7.44	6.74	6898	23535.98	209.46	32.93
27:52:00	20:40:00	11-02-2010	105.34	112.75	109.04	7.41	6.83	6893	23518.92	209.40	32.92
27:53:00	20:41:00	11-02-2010	105.29	112.72	109.00	7.44	6.76	6896	23529.15	209.34	32.94
27:54:00	20:42:00	11-02-2010	105.31	112.83	109.07	7.52	6.73	6898	23535.98	209.46	32.93
27:55:00	20:43:00	11-02-2010	105.29	112.72	109.00	7.44	6.80	6898	23535.98	209.40	32.94
27:56:00	20:44:00	11-02-2010	105.29	112.78	109.03	7.49	6.83	6898	23535.98	209.46	32.93
27:57:00	20:45:00	11-02-2010	105.31	112.78	109.04	7.47	6.80	6896	23529.15	209.34	32.94
27:58:00	20:46:00	11-02-2010	105.34	112.75	109.04	7.41	6.75	6900	23542.80	209.46	32.94
27:59:00	20:47:00	11-02-2010	105.34	112.72	109.03	7.38	6.76	6898	23535.98	209.40	32.94
28:00:00	20:48:00	11-02-2010	105.34	112.81	109.07	7.47	6.76	6898	23535.98	209.46	32.93
28:01:00	20:49:00	11-02-2010	105.34	112.72	109.03	7.38	6.73	6896	23529.15	209.40	32.93
28:02:00	20:50:00	11-02-2010	105.34	112.83	109.09	7.50	6.72	6896	23529.15	209.34	32.94
28:03:00	20:51:00	11-02-2010	105.36	112.75	109.06	7.39	6.80	6902	23549.62	209.52	32.94
28:04:00	20:52:00	11-02-2010	105.34	112.78	109.06	7.44	6.82	6894	23522.33	209.34	32.93
28:05:00	20:53:00	11-02-2010	105.36	112.83	109.10	7.47	6.81	6898	23535.98	209.46	32.93
28:06:00	20:54:00	11-02-2010	105.36	112.92	109.14	7.55	6.78	6896	23529.15	209.40	32.93
28:07:00	20:55:00	11-02-2010	105.36	112.78	109.07	7.41	6.88	6900	23542.80	209.46	32.94
28:08:00	20:56:00	11-02-2010	105.36	112.83	109.10	7.47	6.75	6896	23529.15	209.40	32.93
28:09:00	20:57:00	11-02-2010	105.36	112.78	109.07	7.41	6.83	6898	23535.98	209.46	32.93
28:10:00	20:58:00	11-02-2010	105.36	112.83	109.10	7.47	6.88	6896	23529.15	209.40	32.93
28:11:00	20:59:00	11-02-2010	105.39	112.75	109.07	7.36	6.84	6896	23529.15	209.34	32.94
28:12:00	21:00:00	11-02-2010	105.39	112.83	109.11	7.44	6.88	6900	23542.80	209.46	32.94
28:13:00	21:01:00	11-02-2010	105.42	112.83	109.13	7.42	6.88	6898	23535.98	209.40	32.94
28:14:00	21:02:00	11-02-2010	105.42	112.81	109.11	7.39	6.82	6898	23535.98	209.46	32.93
28:15:00	21:03:00	11-02-2010	105.42	112.83	109.13	7.42	6.78	6894	23522.33	209.34	32.93
28:16:00	21:04:00	11-02-2010	105.44	112.89	109.17	7.45	6.73	6898	23535.98	209.46	32.93
28:17:00	21:05:00	11-02-2010	105.42	112.83	109.13	7.42	6.80	6896	23529.15	209.40	32.93
28:18:00	21:06:00	11-02-2010	105.44	112.83	109.14	7.39	6.84	6898	23535.98	209.46	32.93
28:19:00	21:07:00	11-02-2010	105.44	112.92	109.18	7.48	6.71	6898	23535.98	209.40	32.94
28:20:00	21:08:00	11-02-2010	105.44	112.83	109.14	7.39	6.80	6901	23546.21	209.40	32.96
28:21:00	21:09:00	11-02-2010	105.44	112.86	109.15	7.42	6.86	6896	23529.15	209.40	32.93
28:22:00	21:10:00	11-02-2010	105.44	112.89	109.17	7.45	6.77	6896	23529.15	209.34	32.94
28:23:00	21:11:00	11-02-2010	105.47	112.95	109.21	7.48	6.77	6900	23542.80	209.52	32.93
28:24:00	21:12:00	11-02-2010	105.47	112.89	109.18	7.42	6.77	6896	23529.15	209.40	32.93
28:25:00	21:13:00	11-02-2010	105.47	112.89	109.18	7.42	6.84	6898	23535.98	209.46	32.93
28:26:00	21:14:00	11-02-2010	105.47	112.83	109.15	7.37	6.75	6896	23529.15	209.40	32.93
28:27:00	21:15:00	11-02-2010	105.49	112.89	109.19	7.40	6.88	6898	23535.98	209.46	32.93
28:28:00	21:16:00	11-02-2010	105.47	112.92	109.19	7.45	6.81	6896	23529.15	209.40	32.93
28:29:00	21:17:00	11-02-2010	105.47	112.89	109.18	7.42	6.86	6905	23559.86	209.52	32.96

HEAT OF REJECTION DATA SET:											
<u>DURATION</u>	<u>TIME</u>	<u>DATE</u>	<u>EWT</u>	<u>LWT</u>	<u>T AVG</u>	<u>ΔT</u>	<u>FLOW</u>	<u>TWATT</u>	<u>BTU</u>	<u>HTRV</u>	<u>HTRA</u>
28:30:00	21:18:00	11-02-2010	105.47	112.86	109.17	7.39	6.81	6900	23542.80	209.52	32.93
28:31:00	21:19:00	11-02-2010	105.47	112.92	109.19	7.45	6.83	6893	23518.92	209.40	32.92
28:32:00	21:20:00	11-02-2010	105.47	112.83	109.15	7.37	6.84	6898	23535.98	209.40	32.94
28:33:00	21:21:00	11-02-2010	105.47	112.92	109.19	7.45	6.76	6898	23535.98	209.40	32.94
28:34:00	21:22:00	11-02-2010	105.47	112.83	109.15	7.37	6.80	6898	23535.98	209.46	32.93
28:35:00	21:23:00	11-02-2010	105.49	112.89	109.19	7.40	6.82	6893	23518.92	209.40	32.92
28:36:00	21:24:00	11-02-2010	105.47	112.83	109.15	7.37	6.76	6898	23535.98	209.46	32.93
28:37:00	21:25:00	11-02-2010	105.49	112.95	109.22	7.45	6.81	6896	23529.15	209.34	32.94
28:38:00	21:26:00	11-02-2010	105.49	112.89	109.19	7.40	6.81	6898	23535.98	209.46	32.93
28:39:00	21:27:00	11-02-2010	105.52	112.86	109.19	7.34	6.80	6898	23535.98	209.40	32.94
28:40:00	21:28:00	11-02-2010	105.49	112.95	109.22	7.45	6.78	6895	23525.74	209.46	32.92
28:41:00	21:29:00	11-02-2010	105.52	112.95	109.23	7.43	6.80	6898	23535.98	209.40	32.94
28:42:00	21:30:00	11-02-2010	105.52	112.89	109.21	7.37	6.69	6896	23529.15	209.40	32.93
28:43:00	21:31:00	11-02-2010	105.52	112.83	109.18	7.31	6.80	6900	23542.80	209.46	32.94
28:44:00	21:32:00	11-02-2010	105.52	112.97	109.25	7.45	6.80	6894	23522.33	209.34	32.93
28:45:00	21:33:00	11-02-2010	105.49	112.89	109.19	7.40	6.80	6895	23525.74	209.46	32.92
28:46:00	21:34:00	11-02-2010	105.49	112.97	109.23	7.48	6.76	6891	23512.09	209.34	32.92
28:47:00	21:35:00	11-02-2010	105.55	112.95	109.25	7.40	6.78	6896	23529.15	209.40	32.93
28:48:00	21:36:00	11-02-2010	105.52	112.92	109.22	7.40	6.82	6900	23542.80	209.46	32.94
28:49:00	21:37:00	11-02-2010	105.52	112.97	109.25	7.45	6.78	6896	23529.15	209.40	32.93
28:50:00	21:38:00	11-02-2010	105.52	112.95	109.23	7.43	6.81	6895	23525.74	209.46	32.92
28:51:00	21:39:00	11-02-2010	105.52	112.89	109.21	7.37	6.86	6894	23522.33	209.34	32.93
28:52:00	21:40:00	11-02-2010	105.55	113.03	109.29	7.48	6.80	6902	23549.62	209.52	32.94
28:53:00	21:41:00	11-02-2010	105.49	112.97	109.23	7.48	6.75	6898	23535.98	209.40	32.94
28:54:00	21:42:00	11-02-2010	105.52	112.95	109.23	7.43	6.83	6898	23535.98	209.46	32.93
28:55:00	21:43:00	11-02-2010	105.52	112.95	109.23	7.43	6.77	6898	23535.98	209.40	32.94
28:56:00	21:44:00	11-02-2010	105.52	112.95	109.23	7.43	6.84	6894	23522.33	209.34	32.93
28:57:00	21:45:00	11-02-2010	105.52	112.86	109.19	7.34	6.80	6902	23549.62	209.52	32.94
28:58:00	21:46:00	11-02-2010	105.55	112.95	109.25	7.40	6.85	6900	23542.80	209.46	32.94
28:59:00	21:47:00	11-02-2010	105.55	113.06	109.30	7.51	6.69	6896	23529.15	209.40	32.93
29:00:00	21:48:00	11-02-2010	105.57	112.95	109.26	7.37	6.77	6891	23512.09	209.34	32.92
29:01:00	21:49:00	11-02-2010	105.57	112.97	109.27	7.40	6.78	6896	23529.15	209.40	32.93
29:02:00	21:50:00	11-02-2010	105.57	112.95	109.26	7.37	6.81	6898	23535.98	209.46	32.93
29:03:00	21:51:00	11-02-2010	105.55	112.97	109.26	7.43	6.86	6898	23535.98	209.40	32.94
29:04:00	21:52:00	11-02-2010	105.52	112.95	109.23	7.43	6.85	6896	23529.15	209.40	32.93
29:05:00	21:53:00	11-02-2010	105.55	112.97	109.26	7.43	6.77	6900	23542.80	209.52	32.93
29:06:00	21:54:00	11-02-2010	105.55	112.95	109.25	7.40	6.80	6898	23535.98	209.40	32.94
29:07:00	21:55:00	11-02-2010	105.57	113.00	109.29	7.43	6.85	6898	23535.98	209.46	32.93
29:08:00	21:56:00	11-02-2010	105.57	113.06	109.32	7.49	6.83	6896	23529.15	209.40	32.93
29:09:00	21:57:00	11-02-2010	105.57	112.97	109.27	7.40	6.80	6891	23512.09	209.34	32.92
29:10:00	21:58:00	11-02-2010	105.57	112.97	109.27	7.40	6.76	6898	23535.98	209.40	32.94
29:11:00	21:59:00	11-02-2010	105.62	112.95	109.29	7.32	6.75	6894	23522.33	209.34	32.93
29:12:00	22:00:00	11-02-2010	105.60	113.00	109.30	7.40	6.79	6905	23559.86	209.52	32.96
29:13:00	22:01:00	11-02-2010	105.57	112.95	109.26	7.37	6.72	6898	23535.98	209.40	32.94
29:14:00	22:02:00	11-02-2010	105.60	113.03	109.32	7.43	6.81	6900	23542.80	209.46	32.94

HEAT OF REJECTION DATA SET:											
<u>DURATION</u>	<u>TIME</u>	<u>DATE</u>	<u>EWT</u>	<u>LWT</u>	<u>T AVG</u>	<u>ΔT</u>	<u>FLOW</u>	<u>TWATT</u>	<u>BTU</u>	<u>HTRV</u>	<u>HTRA</u>
29:15:00	22:03:00	11-02-2010	105.60	113.06	109.33	7.46	6.76	6903	23553.04	209.46	32.96
29:16:00	22:04:00	11-02-2010	105.57	113.03	109.30	7.46	6.84	6901	23546.21	209.40	32.96
29:17:00	22:05:00	11-02-2010	105.62	113.03	109.33	7.41	6.86	6900	23542.80	209.46	32.94
29:18:00	22:06:00	11-02-2010	105.57	113.06	109.32	7.49	6.78	6898	23535.98	209.46	32.93
29:19:00	22:07:00	11-02-2010	105.60	113.03	109.32	7.43	6.81	6894	23522.33	209.34	32.93
29:20:00	22:08:00	11-02-2010	105.60	113.06	109.33	7.46	6.78	6900	23542.80	209.46	32.94
29:21:00	22:09:00	11-02-2010	105.60	113.03	109.32	7.43	6.76	6898	23535.98	209.40	32.94
29:22:00	22:10:00	11-02-2010	105.62	113.03	109.33	7.41	6.83	6898	23535.98	209.40	32.94
29:23:00	22:11:00	11-02-2010	105.62	113.00	109.31	7.38	6.78	6896	23529.15	209.40	32.93
29:24:00	22:12:00	11-02-2010	105.62	113.03	109.33	7.41	6.78	6898	23535.98	209.40	32.94
29:25:00	22:13:00	11-02-2010	105.65	113.03	109.34	7.38	6.83	6898	23535.98	209.46	32.93
29:26:00	22:14:00	11-02-2010	105.65	113.00	109.33	7.35	6.83	6898	23535.98	209.40	32.94
29:27:00	22:15:00	11-02-2010	105.65	113.06	109.36	7.41	6.72	6894	23522.33	209.34	32.93
29:28:00	22:16:00	11-02-2010	105.65	113.09	109.37	7.44	6.72	6898	23535.98	209.40	32.94
29:29:00	22:17:00	11-02-2010	105.68	113.06	109.37	7.38	6.80	6898	23535.98	209.40	32.94
29:30:00	22:18:00	11-02-2010	105.68	113.06	109.37	7.38	6.80	6898	23535.98	209.46	32.93
29:31:00	22:19:00	11-02-2010	105.65	113.06	109.36	7.41	6.83	6905	23559.86	209.52	32.96
29:32:00	22:20:00	11-02-2010	105.68	113.06	109.37	7.38	6.77	6896	23529.15	209.34	32.94
29:33:00	22:21:00	11-02-2010	105.65	113.06	109.36	7.41	6.77	6900	23542.80	209.52	32.93
29:34:00	22:22:00	11-02-2010	105.65	112.97	109.31	7.32	6.77	6896	23529.15	209.40	32.93
29:35:00	22:23:00	11-02-2010	105.68	113.03	109.35	7.35	6.83	6900	23542.80	209.46	32.94
29:36:00	22:24:00	11-02-2010	105.62	113.14	109.38	7.52	6.75	6900	23542.80	209.46	32.94
29:37:00	22:25:00	11-02-2010	105.65	113.03	109.34	7.38	6.83	6893	23518.92	209.40	32.92
29:38:00	22:26:00	11-02-2010	105.65	113.12	109.38	7.47	6.77	6900	23542.80	209.46	32.94
29:39:00	22:27:00	11-02-2010	105.68	113.03	109.35	7.35	6.80	6900	23542.80	209.46	32.94
29:40:00	22:28:00	11-02-2010	105.68	113.09	109.38	7.41	6.78	6898	23535.98	209.46	32.93
29:41:00	22:29:00	11-02-2010	105.68	113.03	109.35	7.35	6.77	6902	23549.62	209.52	32.94
29:42:00	22:30:00	11-02-2010	105.68	113.06	109.37	7.38	6.91	6894	23522.33	209.34	32.93
29:43:00	22:31:00	11-02-2010	105.70	113.12	109.41	7.41	6.85	6898	23535.98	209.40	32.94
29:44:00	22:32:00	11-02-2010	105.68	113.06	109.37	7.38	6.85	6896	23529.15	209.40	32.93
29:45:00	22:33:00	11-02-2010	105.68	113.03	109.35	7.35	6.80	6894	23522.33	209.34	32.93
29:46:00	22:34:00	11-02-2010	105.68	113.09	109.38	7.41	6.78	6905	23559.86	209.52	32.96
29:47:00	22:35:00	11-02-2010	105.65	113.14	109.40	7.49	6.85	6898	23535.98	209.40	32.94
29:48:00	22:36:00	11-02-2010	105.70	113.14	109.42	7.44	6.84	6896	23529.15	209.34	32.94
29:49:00	22:37:00	11-02-2010	105.68	113.12	109.40	7.44	6.80	6900	23542.80	209.46	32.94
29:50:00	22:38:00	11-02-2010	105.68	113.17	109.42	7.50	6.80	6898	23535.98	209.40	32.94
29:51:00	22:39:00	11-02-2010	105.68	113.12	109.40	7.44	6.85	6898	23535.98	209.46	32.93
29:52:00	22:40:00	11-02-2010	105.68	113.12	109.40	7.44	6.83	6898	23535.98	209.40	32.94
29:53:00	22:41:00	11-02-2010	105.70	113.12	109.41	7.41	6.82	6896	23529.15	209.34	32.94
29:54:00	22:42:00	11-02-2010	105.68	113.17	109.42	7.50	6.88	6898	23535.98	209.46	32.93
29:55:00	22:43:00	11-02-2010	105.70	113.17	109.44	7.47	6.80	6896	23529.15	209.40	32.93
29:56:00	22:44:00	11-02-2010	105.70	113.12	109.41	7.41	6.83	6900	23542.80	209.46	32.94
29:57:00	22:45:00	11-02-2010	105.73	113.17	109.45	7.44	6.88	6900	23542.80	209.46	32.94
29:58:00	22:46:00	11-02-2010	105.68	113.20	109.44	7.52	6.83	6896	23529.15	209.34	32.94
29:59:00	22:47:00	11-02-2010	105.73	113.17	109.45	7.44	6.82	6900	23542.80	209.46	32.94

HEAT OF REJECTION DATA SET:											
<u>DURATION</u>	<u>TIME</u>	<u>DATE</u>	<u>EWT</u>	<u>LWT</u>	<u>T AVG</u>	<u>ΔT</u>	<u>FLOW</u>	<u>TWATT</u>	<u>BTU</u>	<u>HTRV</u>	<u>HTRA</u>
30:00:00	22:48:00	11-02-2010	105.73	113.17	109.45	7.44	6.78	6905	23559.86	209.52	32.96
30:01:00	22:49:00	11-02-2010	105.76	113.09	109.42	7.33	6.82	6900	23542.80	209.46	32.94
30:02:00	22:50:00	11-02-2010	105.73	113.09	109.41	7.36	6.80	6896	23529.15	209.40	32.93
30:03:00	22:51:00	11-02-2010	105.78	113.20	109.49	7.42	6.81	6894	23522.33	209.34	32.93
30:04:00	22:52:00	11-02-2010	105.76	113.23	109.49	7.47	6.80	6896	23529.15	209.40	32.93
30:05:00	22:53:00	11-02-2010	105.76	113.14	109.45	7.39	6.75	6900	23542.80	209.46	32.94
30:06:00	22:54:00	11-02-2010	105.73	113.17	109.45	7.44	6.78	6898	23535.98	209.40	32.94
30:07:00	22:55:00	11-02-2010	105.73	113.20	109.47	7.47	6.81	6895	23525.74	209.46	32.92
30:08:00	22:56:00	11-02-2010	105.76	113.20	109.48	7.45	6.79	6896	23529.15	209.40	32.93
30:09:00	22:57:00	11-02-2010	105.73	113.17	109.45	7.44	6.80	6898	23535.98	209.46	32.93
30:10:00	22:58:00	11-02-2010	105.76	113.17	109.46	7.42	6.80	6900	23542.80	209.46	32.94
30:11:00	22:59:00	11-02-2010	105.76	113.12	109.44	7.36	6.83	6896	23529.15	209.34	32.94
30:12:00	23:00:00	11-02-2010	105.78	113.17	109.48	7.39	6.77	6900	23542.80	209.52	32.93
30:13:00	23:01:00	11-02-2010	105.76	113.20	109.48	7.45	6.80	6903	23553.04	209.40	32.97
30:14:00	23:02:00	11-02-2010	105.78	113.29	109.53	7.50	6.78	6898	23535.98	209.40	32.94
30:15:00	23:03:00	11-02-2010	105.78	113.20	109.49	7.42	6.77	6900	23542.80	209.46	32.94
30:16:00	23:04:00	11-02-2010	105.78	113.17	109.48	7.39	6.78	6896	23529.15	209.40	32.93
30:17:00	23:05:00	11-02-2010	105.78	113.17	109.48	7.39	6.80	6902	23549.62	209.52	32.94
30:18:00	23:06:00	11-02-2010	105.78	113.20	109.49	7.42	6.75	6896	23529.15	209.40	32.93
30:19:00	23:07:00	11-02-2010	105.78	113.17	109.48	7.39	6.77	6894	23522.33	209.34	32.93
30:20:00	23:08:00	11-02-2010	105.76	113.20	109.48	7.45	6.82	6900	23542.80	209.46	32.94
30:21:00	23:09:00	11-02-2010	105.78	113.17	109.48	7.39	6.80	6905	23559.86	209.52	32.96
30:22:00	23:10:00	11-02-2010	105.76	113.14	109.45	7.39	6.80	6901	23546.21	209.40	32.96
30:23:00	23:11:00	11-02-2010	105.76	113.20	109.48	7.45	6.81	6900	23542.80	209.46	32.94
30:24:00	23:12:00	11-02-2010	105.76	113.17	109.46	7.42	6.78	6896	23529.15	209.34	32.94
30:25:00	23:13:00	11-02-2010	105.76	113.31	109.53	7.56	6.76	6903	23553.04	209.46	32.96
30:26:00	23:14:00	11-02-2010	105.76	113.23	109.49	7.47	6.79	6898	23535.98	209.46	32.93
30:27:00	23:15:00	11-02-2010	105.78	113.17	109.48	7.39	6.83	6901	23546.21	209.40	32.96
30:28:00	23:16:00	11-02-2010	105.78	113.20	109.49	7.42	6.81	6895	23525.74	209.46	32.92
30:29:00	23:17:00	11-02-2010	105.78	113.20	109.49	7.42	6.83	6896	23529.15	209.34	32.94
30:30:00	23:18:00	11-02-2010	105.78	113.20	109.49	7.42	6.84	6905	23559.86	209.46	32.97
30:31:00	23:19:00	11-02-2010	105.78	113.23	109.51	7.45	6.85	6900	23542.80	209.46	32.94
30:32:00	23:20:00	11-02-2010	105.81	113.26	109.53	7.45	6.74	6896	23529.15	209.40	32.93
30:33:00	23:21:00	11-02-2010	105.81	113.17	109.49	7.36	6.85	6900	23542.80	209.46	32.94
30:34:00	23:22:00	11-02-2010	105.81	113.20	109.50	7.39	6.75	6898	23535.98	209.46	32.93
30:35:00	23:23:00	11-02-2010	105.81	113.26	109.53	7.45	6.78	6896	23529.15	209.34	32.94
30:36:00	23:24:00	11-02-2010	105.81	113.29	109.55	7.48	6.79	6902	23549.62	209.52	32.94
30:37:00	23:25:00	11-02-2010	105.78	113.23	109.51	7.45	6.80	6902	23549.62	209.52	32.94
30:38:00	23:26:00	11-02-2010	105.78	113.29	109.53	7.50	6.84	6900	23542.80	209.46	32.94
30:39:00	23:27:00	11-02-2010	105.81	113.31	109.56	7.51	6.76	6898	23535.98	209.46	32.93
30:40:00	23:28:00	11-02-2010	105.81	113.26	109.53	7.45	6.80	6898	23535.98	209.40	32.94
30:41:00	23:29:00	11-02-2010	105.81	113.26	109.53	7.45	6.83	6898	23535.98	209.46	32.93
30:42:00	23:30:00	11-02-2010	105.81	113.29	109.55	7.48	6.81	6898	23535.98	209.46	32.93
30:43:00	23:31:00	11-02-2010	105.83	113.20	109.52	7.37	6.82	6896	23529.15	209.40	32.93
30:44:00	23:32:00	11-02-2010	105.83	113.29	109.56	7.45	6.77	6900	23542.80	209.52	32.93

HEAT OF REJECTION DATA SET:											
<u>DURATION</u>	<u>TIME</u>	<u>DATE</u>	<u>EWT</u>	<u>LWT</u>	<u>T AVG</u>	<u>ΔT</u>	<u>FLOW</u>	<u>TWATT</u>	<u>BTU</u>	<u>HTRV</u>	<u>HTRA</u>
30:45:00	23:33:00	11-02-2010	105.86	113.31	109.59	7.45	6.78	6898	23535.98	209.40	32.94
30:46:00	23:34:00	11-02-2010	105.83	113.29	109.56	7.45	6.86	6898	23535.98	209.40	32.94
30:47:00	23:35:00	11-02-2010	105.86	113.29	109.57	7.43	6.77	6898	23535.98	209.46	32.93
30:48:00	23:36:00	11-02-2010	105.86	113.34	109.60	7.48	6.73	6893	23518.92	209.40	32.92
30:49:00	23:37:00	11-02-2010	105.86	113.29	109.57	7.43	6.74	6898	23535.98	209.46	32.93
30:50:00	23:38:00	11-02-2010	105.86	113.26	109.56	7.40	6.82	6895	23525.74	209.46	32.92
30:51:00	23:39:00	11-02-2010	105.86	113.31	109.59	7.45	6.86	6894	23522.33	209.34	32.93
30:52:00	23:40:00	11-02-2010	105.86	113.31	109.59	7.45	6.82	6902	23549.62	209.52	32.94
30:53:00	23:41:00	11-02-2010	105.86	113.31	109.59	7.45	6.75	6898	23535.98	209.46	32.93
30:54:00	23:42:00	11-02-2010	105.86	113.29	109.57	7.43	6.77	6893	23518.92	209.40	32.92
30:55:00	23:43:00	11-02-2010	105.89	113.26	109.57	7.37	6.80	6898	23535.98	209.46	32.93
30:56:00	23:44:00	11-02-2010	105.89	113.29	109.59	7.40	6.80	6898	23535.98	209.40	32.94
30:57:00	23:45:00	11-02-2010	105.89	113.26	109.57	7.37	6.83	6900	23542.80	209.46	32.94
30:58:00	23:46:00	11-02-2010	105.89	113.40	109.64	7.51	6.73	6896	23529.15	209.40	32.93
30:59:00	23:47:00	11-02-2010	105.89	113.37	109.63	7.48	6.81	6898	23535.98	209.40	32.94
31:00:00	23:48:00	11-02-2010	105.91	113.29	109.60	7.37	6.84	6898	23535.98	209.46	32.93
31:01:00	23:49:00	11-02-2010	105.89	113.29	109.59	7.40	6.78	6898	23535.98	209.40	32.94
31:02:00	23:50:00	11-02-2010	105.89	113.31	109.60	7.43	6.73	6900	23542.80	209.46	32.94
31:03:00	23:51:00	11-02-2010	105.89	113.29	109.59	7.40	6.86	6902	23549.62	209.52	32.94
31:04:00	23:52:00	11-02-2010	105.91	113.29	109.60	7.37	6.80	6896	23529.15	209.34	32.94
31:05:00	23:53:00	11-02-2010	105.89	113.29	109.59	7.40	6.84	6900	23542.80	209.46	32.94
31:06:00	23:54:00	11-02-2010	105.89	113.40	109.64	7.51	6.80	6895	23525.74	209.46	32.92
31:07:00	23:55:00	11-02-2010	105.89	113.37	109.63	7.48	6.80	6894	23522.33	209.34	32.93
31:08:00	23:56:00	11-02-2010	105.91	113.31	109.61	7.40	6.83	6898	23535.98	209.46	32.93
31:09:00	23:57:00	11-02-2010	105.89	113.37	109.63	7.48	6.78	6898	23535.98	209.40	32.94
31:10:00	23:58:00	11-02-2010	105.89	113.31	109.60	7.43	6.77	6898	23535.98	209.40	32.94
31:11:00	23:59:00	11-02-2010	105.91	113.37	109.64	7.46	6.82	6896	23529.15	209.40	32.93
31:12:00	0:00:00	11-03-2010	105.94	113.31	109.63	7.38	6.88	6896	23529.15	209.34	32.94
31:13:00	0:01:00	11-03-2010	105.94	113.34	109.64	7.40	6.83	6896	23529.15	209.40	32.93
31:14:00	0:02:00	11-03-2010	105.89	113.31	109.60	7.43	6.83	6898	23535.98	209.46	32.93
31:15:00	0:03:00	11-03-2010	105.91	113.31	109.61	7.40	6.83	6894	23522.33	209.34	32.93
31:16:00	0:04:00	11-03-2010	105.91	113.40	109.66	7.49	6.80	6893	23518.92	209.46	32.91
31:17:00	0:05:00	11-03-2010	105.91	113.34	109.63	7.43	6.86	6898	23535.98	209.40	32.94
31:18:00	0:06:00	11-03-2010	105.91	113.34	109.63	7.43	6.80	6896	23529.15	209.40	32.93
31:19:00	0:07:00	11-03-2010	105.91	113.29	109.60	7.37	6.84	6900	23542.80	209.52	32.93
31:20:00	0:08:00	11-03-2010	105.94	113.48	109.71	7.55	6.80	6896	23529.15	209.40	32.93
31:21:00	0:09:00	11-03-2010	105.94	113.34	109.64	7.40	6.79	6896	23529.15	209.40	32.93
31:22:00	0:10:00	11-03-2010	105.97	113.40	109.68	7.43	6.75	6900	23542.80	209.52	32.93
31:23:00	0:11:00	11-03-2010	105.97	113.40	109.68	7.43	6.87	6898	23535.98	209.40	32.94
31:24:00	0:12:00	11-03-2010	105.97	113.40	109.68	7.43	6.88	6898	23535.98	209.46	32.93
31:25:00	0:13:00	11-03-2010	105.97	113.40	109.68	7.43	6.84	6898	23535.98	209.46	32.93
31:26:00	0:14:00	11-03-2010	105.97	113.34	109.65	7.38	6.69	6900	23542.80	209.46	32.94
31:27:00	0:15:00	11-03-2010	105.94	113.40	109.67	7.46	6.82	6902	23549.62	209.52	32.94
31:28:00	0:16:00	11-03-2010	105.97	113.37	109.67	7.41	6.81	6894	23522.33	209.34	32.93
31:29:00	0:17:00	11-03-2010	105.97	113.34	109.65	7.38	6.77	6900	23542.80	209.46	32.94

HEAT OF REJECTION DATA SET:											
<u>DURATION</u>	<u>TIME</u>	<u>DATE</u>	<u>EWT</u>	<u>LWT</u>	<u>T AVG</u>	<u>ΔT</u>	<u>FLOW</u>	<u>TWATT</u>	<u>BTU</u>	<u>HTRV</u>	<u>HTRA</u>
31:30:00	0:18:00	11-03-2010	105.97	113.46	109.71	7.49	6.78	6898	23535.98	209.46	32.93
31:31:00	0:19:00	11-03-2010	105.94	113.40	109.67	7.46	6.82	6896	23529.15	209.40	32.93
31:32:00	0:20:00	11-03-2010	105.94	113.40	109.67	7.46	6.75	6898	23535.98	209.46	32.93
31:33:00	0:21:00	11-03-2010	105.97	113.43	109.70	7.46	6.78	6898	23535.98	209.40	32.94
31:34:00	0:22:00	11-03-2010	105.97	113.37	109.67	7.41	6.85	6898	23535.98	209.46	32.93
31:35:00	0:23:00	11-03-2010	105.99	113.37	109.68	7.38	6.77	6902	23549.62	209.52	32.94
31:36:00	0:24:00	11-03-2010	105.99	113.46	109.72	7.46	6.86	6896	23529.15	209.40	32.93
31:37:00	0:25:00	11-03-2010	105.99	113.37	109.68	7.38	6.87	6896	23529.15	209.40	32.93
31:38:00	0:26:00	11-03-2010	105.97	113.40	109.68	7.43	6.83	6895	23525.74	209.46	32.92
31:39:00	0:27:00	11-03-2010	105.99	113.40	109.69	7.41	6.80	6894	23522.33	209.34	32.93
31:40:00	0:28:00	11-03-2010	105.99	113.46	109.72	7.46	6.80	6898	23535.98	209.46	32.93
31:41:00	0:29:00	11-03-2010	105.99	113.40	109.69	7.41	6.83	6898	23535.98	209.40	32.94
31:42:00	0:30:00	11-03-2010	106.02	113.46	109.74	7.44	6.79	6900	23542.80	209.46	32.94
31:43:00	0:31:00	11-03-2010	105.99	113.40	109.69	7.41	6.77	6898	23535.98	209.46	32.93
31:44:00	0:32:00	11-03-2010	105.99	113.51	109.75	7.52	6.72	6898	23535.98	209.40	32.94
31:45:00	0:33:00	11-03-2010	105.99	113.48	109.74	7.49	6.75	6900	23542.80	209.46	32.94
31:46:00	0:34:00	11-03-2010	105.99	113.48	109.74	7.49	6.83	6905	23559.86	209.52	32.96
31:47:00	0:35:00	11-03-2010	106.02	113.54	109.78	7.52	6.74	6903	23553.04	209.46	32.96
31:48:00	0:36:00	11-03-2010	106.04	113.46	109.75	7.41	6.80	6898	23535.98	209.46	32.93
31:49:00	0:37:00	11-03-2010	106.02	113.43	109.72	7.41	6.83	6896	23529.15	209.40	32.93
31:50:00	0:38:00	11-03-2010	105.99	113.51	109.75	7.52	6.80	6898	23535.98	209.40	32.94
31:51:00	0:39:00	11-03-2010	105.99	113.48	109.74	7.49	6.81	6900	23542.80	209.46	32.94
31:52:00	0:40:00	11-03-2010	106.02	113.43	109.72	7.41	6.82	6896	23529.15	209.40	32.93
31:53:00	0:41:00	11-03-2010	105.99	113.43	109.71	7.44	6.84	6893	23518.92	209.40	32.92
31:54:00	0:42:00	11-03-2010	106.02	113.46	109.74	7.44	6.82	6900	23542.80	209.46	32.94
31:55:00	0:43:00	11-03-2010	106.04	113.48	109.76	7.44	6.87	6898	23535.98	209.40	32.94
31:56:00	0:44:00	11-03-2010	106.07	113.40	109.73	7.33	6.80	6895	23525.74	209.46	32.92
31:57:00	0:45:00	11-03-2010	106.04	113.46	109.75	7.41	6.79	6898	23535.98	209.40	32.94
31:58:00	0:46:00	11-03-2010	106.04	113.43	109.74	7.38	6.81	6898	23535.98	209.46	32.93
31:59:00	0:47:00	11-03-2010	106.04	113.51	109.78	7.47	6.80	6895	23525.74	209.46	32.92
32:00:00	0:48:00	11-03-2010	106.02	113.48	109.75	7.47	6.87	6894	23522.33	209.34	32.93
32:01:00	0:49:00	11-03-2010	106.04	113.46	109.75	7.41	6.79	6904	23556.45	209.58	32.94
32:02:00	0:50:00	11-03-2010	106.02	113.48	109.75	7.47	6.82	6897	23532.56	209.52	32.92
32:03:00	0:51:00	11-03-2010	106.04	113.57	109.81	7.53	6.79	6896	23529.15	209.34	32.94
32:04:00	0:52:00	11-03-2010	105.99	113.51	109.75	7.52	6.82	6898	23535.98	209.46	32.93
32:05:00	0:53:00	11-03-2010	106.04	113.51	109.78	7.47	6.79	6900	23542.80	209.46	32.94
32:06:00	0:54:00	11-03-2010	106.07	113.54	109.81	7.47	6.73	6891	23512.09	209.34	32.92
32:07:00	0:55:00	11-03-2010	106.07	113.43	109.75	7.36	6.83	6900	23542.80	209.46	32.94
32:08:00	0:56:00	11-03-2010	106.02	113.60	109.81	7.58	6.75	6898	23535.98	209.40	32.94
32:09:00	0:57:00	11-03-2010	106.04	113.51	109.78	7.47	6.82	6898	23535.98	209.46	32.93
32:10:00	0:58:00	11-03-2010	106.07	113.60	109.83	7.53	6.80	6896	23529.15	209.40	32.93
32:11:00	0:59:00	11-03-2010	106.10	113.51	109.80	7.42	6.86	6896	23529.15	209.34	32.94
32:12:00	1:00:00	11-03-2010	106.10	113.46	109.78	7.36	6.78	6898	23535.98	209.46	32.93
32:13:00	1:01:00	11-03-2010	106.10	113.51	109.80	7.42	6.83	6901	23546.21	209.40	32.96
32:14:00	1:02:00	11-03-2010	106.10	113.51	109.80	7.42	6.76	6898	23535.98	209.46	32.93

HEAT OF REJECTION DATA SET:											
<u>DURATION</u>	<u>TIME</u>	<u>DATE</u>	<u>EWT</u>	<u>LWT</u>	<u>T AVG</u>	<u>ΔT</u>	<u>FLOW</u>	<u>TWATT</u>	<u>BTU</u>	<u>HTRV</u>	<u>HTRA</u>
32:15:00	1:03:00	11-03-2010	106.07	113.46	109.76	7.39	6.78	6896	23529.15	209.40	32.93
32:16:00	1:04:00	11-03-2010	106.07	113.51	109.79	7.44	6.74	6898	23535.98	209.40	32.94
32:17:00	1:05:00	11-03-2010	106.07	113.51	109.79	7.44	6.72	6897	23532.56	209.52	32.92
32:18:00	1:06:00	11-03-2010	106.04	113.51	109.78	7.47	6.84	6898	23535.98	209.46	32.93
32:19:00	1:07:00	11-03-2010	106.07	113.60	109.83	7.53	6.80	6896	23529.15	209.40	32.93
32:20:00	1:08:00	11-03-2010	106.10	113.51	109.80	7.42	6.77	6900	23542.80	209.46	32.94
32:21:00	1:09:00	11-03-2010	106.07	113.51	109.79	7.44	6.80	6898	23535.98	209.40	32.94
32:22:00	1:10:00	11-03-2010	106.07	113.54	109.81	7.47	6.78	6896	23529.15	209.40	32.93
32:23:00	1:11:00	11-03-2010	106.07	113.63	109.85	7.56	6.73	6898	23535.98	209.46	32.93
32:24:00	1:12:00	11-03-2010	106.07	113.60	109.83	7.53	6.79	6904	23556.45	209.58	32.94
32:25:00	1:13:00	11-03-2010	106.10	113.57	109.83	7.47	6.84	6894	23522.33	209.34	32.93
32:26:00	1:14:00	11-03-2010	106.10	113.63	109.86	7.53	6.80	6902	23549.62	209.52	32.94
32:27:00	1:15:00	11-03-2010	106.10	113.60	109.85	7.50	6.75	6898	23535.98	209.40	32.94
32:28:00	1:16:00	11-03-2010	106.07	113.54	109.81	7.47	6.83	6896	23529.15	209.34	32.94
32:29:00	1:17:00	11-03-2010	106.12	113.54	109.83	7.42	6.77	6898	23535.98	209.46	32.93
32:30:00	1:18:00	11-03-2010	106.10	113.54	109.82	7.44	6.83	6898	23535.98	209.46	32.93
32:31:00	1:19:00	11-03-2010	106.10	113.57	109.83	7.47	6.74	6896	23529.15	209.40	32.93
32:32:00	1:20:00	11-03-2010	106.10	113.57	109.83	7.47	6.79	6898	23535.98	209.46	32.93
32:33:00	1:21:00	11-03-2010	106.10	113.54	109.82	7.44	6.80	6898	23535.98	209.40	32.94
32:34:00	1:22:00	11-03-2010	106.10	113.60	109.85	7.50	6.80	6894	23522.33	209.34	32.93
32:35:00	1:23:00	11-03-2010	106.12	113.54	109.83	7.42	6.84	6900	23542.80	209.52	32.93
32:36:00	1:24:00	11-03-2010	106.12	113.60	109.86	7.48	6.77	6898	23535.98	209.40	32.94
32:37:00	1:25:00	11-03-2010	106.10	113.54	109.82	7.44	6.75	6898	23535.98	209.46	32.93
32:38:00	1:26:00	11-03-2010	106.12	113.60	109.86	7.48	6.77	6893	23518.92	209.40	32.92
32:39:00	1:27:00	11-03-2010	106.15	113.63	109.89	7.48	6.74	6898	23535.98	209.40	32.94
32:40:00	1:28:00	11-03-2010	106.15	113.57	109.86	7.42	6.80	6898	23535.98	209.40	32.94
32:41:00	1:29:00	11-03-2010	106.17	113.65	109.91	7.48	6.76	6900	23542.80	209.46	32.94
32:42:00	1:30:00	11-03-2010	106.17	113.54	109.86	7.37	6.82	6902	23549.62	209.52	32.94
32:43:00	1:31:00	11-03-2010	106.20	113.63	109.91	7.42	6.75	6896	23529.15	209.40	32.93
32:44:00	1:32:00	11-03-2010	106.17	113.63	109.90	7.45	6.79	6898	23535.98	209.46	32.93
32:45:00	1:33:00	11-03-2010	106.15	113.60	109.87	7.45	6.82	6896	23529.15	209.40	32.93
32:46:00	1:34:00	11-03-2010	106.15	113.63	109.89	7.48	6.79	6896	23529.15	209.40	32.93
32:47:00	1:35:00	11-03-2010	106.17	113.63	109.90	7.45	6.81	6895	23525.74	209.46	32.92
32:48:00	1:36:00	11-03-2010	106.17	113.57	109.87	7.39	6.80	6893	23518.92	209.40	32.92
32:49:00	1:37:00	11-03-2010	106.20	113.65	109.93	7.45	6.70	6900	23542.80	209.46	32.94
32:50:00	1:38:00	11-03-2010	106.17	113.63	109.90	7.45	6.80	6900	23542.80	209.52	32.93
32:51:00	1:39:00	11-03-2010	106.17	113.63	109.90	7.45	6.76	6893	23518.92	209.40	32.92
32:52:00	1:40:00	11-03-2010	106.20	113.63	109.91	7.42	6.79	6894	23522.33	209.34	32.93
32:53:00	1:41:00	11-03-2010	106.17	113.63	109.90	7.45	6.71	6898	23535.98	209.46	32.93
32:54:00	1:42:00	11-03-2010	106.20	113.65	109.93	7.45	6.73	6900	23542.80	209.46	32.94
32:55:00	1:43:00	11-03-2010	106.17	113.63	109.90	7.45	6.82	6896	23529.15	209.34	32.94
32:56:00	1:44:00	11-03-2010	106.20	113.60	109.90	7.40	6.77	6895	23525.74	209.46	32.92
32:57:00	1:45:00	11-03-2010	106.20	113.65	109.93	7.45	6.80	6898	23535.98	209.46	32.93
32:58:00	1:46:00	11-03-2010	106.20	113.60	109.90	7.40	6.78	6896	23529.15	209.34	32.94
32:59:00	1:47:00	11-03-2010	106.20	113.65	109.93	7.45	6.76	6891	23512.09	209.40	32.91

HEAT OF REJECTION DATA SET:											
<u>DURATION</u>	<u>TIME</u>	<u>DATE</u>	<u>EWT</u>	<u>LWT</u>	<u>T AVG</u>	<u>ΔT</u>	<u>FLOW</u>	<u>TWATT</u>	<u>BTU</u>	<u>HTRV</u>	<u>HTRA</u>
33:00:00	1:48:00	11-03-2010	106.23	113.68	109.96	7.46	6.79	6898	23535.98	209.46	32.93
33:01:00	1:49:00	11-03-2010	106.20	113.57	109.88	7.37	6.82	6894	23522.33	209.34	32.93
33:02:00	1:50:00	11-03-2010	106.20	113.63	109.91	7.42	6.76	6898	23535.98	209.46	32.93
33:03:00	1:51:00	11-03-2010	106.23	113.63	109.93	7.40	6.77	6904	23556.45	209.58	32.94
33:04:00	1:52:00	11-03-2010	106.23	113.74	109.98	7.51	6.80	6900	23542.80	209.46	32.94
33:05:00	1:53:00	11-03-2010	106.20	113.63	109.91	7.42	6.82	6900	23542.80	209.46	32.94
33:06:00	1:54:00	11-03-2010	106.23	113.65	109.94	7.43	6.76	6898	23535.98	209.46	32.93
33:07:00	1:55:00	11-03-2010	106.20	113.63	109.91	7.42	6.84	6900	23542.80	209.46	32.94
33:08:00	1:56:00	11-03-2010	106.25	113.65	109.95	7.40	6.78	6898	23535.98	209.40	32.94
33:09:00	1:57:00	11-03-2010	106.25	113.65	109.95	7.40	6.80	6898	23535.98	209.46	32.93
33:10:00	1:58:00	11-03-2010	106.25	113.65	109.95	7.40	6.78	6896	23529.15	209.40	32.93
33:11:00	1:59:00	11-03-2010	106.25	113.63	109.94	7.37	6.81	6900	23542.80	209.46	32.94
33:12:00	2:00:00	11-03-2010	106.25	113.63	109.94	7.37	6.77	6893	23518.92	209.46	32.91
33:13:00	2:01:00	11-03-2010	106.20	113.65	109.93	7.45	6.77	6896	23529.15	209.40	32.93
33:14:00	2:02:00	11-03-2010	106.23	113.74	109.98	7.51	6.74	6891	23512.09	209.34	32.92
33:15:00	2:03:00	11-03-2010	106.23	113.71	109.97	7.48	6.79	6904	23556.45	209.58	32.94
33:16:00	2:04:00	11-03-2010	106.23	113.65	109.94	7.43	6.84	6898	23535.98	209.46	32.93
33:17:00	2:05:00	11-03-2010	106.23	113.71	109.97	7.48	6.83	6894	23522.33	209.34	32.93
33:18:00	2:06:00	11-03-2010	106.23	113.71	109.97	7.48	6.83	6900	23542.80	209.52	32.93
33:19:00	2:07:00	11-03-2010	106.20	113.74	109.97	7.54	6.83	6896	23529.15	209.40	32.93
33:20:00	2:08:00	11-03-2010	106.23	113.71	109.97	7.48	6.77	6893	23518.92	209.40	32.92
33:21:00	2:09:00	11-03-2010	106.23	113.71	109.97	7.48	6.87	6898	23535.98	209.46	32.93
33:22:00	2:10:00	11-03-2010	106.23	113.65	109.94	7.43	6.81	6898	23535.98	209.46	32.93
33:23:00	2:11:00	11-03-2010	106.25	113.74	110.00	7.49	6.80	6896	23529.15	209.40	32.93
33:24:00	2:12:00	11-03-2010	106.25	113.68	109.97	7.43	6.81	6898	23535.98	209.46	32.93
33:25:00	2:13:00	11-03-2010	106.23	113.63	109.93	7.40	6.83	6895	23525.74	209.46	32.92
33:26:00	2:14:00	11-03-2010	106.28	113.65	109.97	7.37	6.80	6896	23529.15	209.40	32.93
33:27:00	2:15:00	11-03-2010	106.25	113.68	109.97	7.43	6.86	6900	23542.80	209.46	32.94
33:28:00	2:16:00	11-03-2010	106.28	113.68	109.98	7.40	6.79	6895	23525.74	209.46	32.92
33:29:00	2:17:00	11-03-2010	106.25	113.74	110.00	7.49	6.83	6894	23522.33	209.34	32.93
33:30:00	2:18:00	11-03-2010	106.28	113.74	110.01	7.46	6.83	6900	23542.80	209.52	32.93
33:31:00	2:19:00	11-03-2010	106.31	113.68	109.99	7.38	6.80	6898	23535.98	209.46	32.93
33:32:00	2:20:00	11-03-2010	106.31	113.71	110.01	7.40	6.84	6900	23542.80	209.46	32.94
33:33:00	2:21:00	11-03-2010	106.31	113.74	110.02	7.43	6.86	6902	23549.62	209.52	32.94
33:34:00	2:22:00	11-03-2010	106.31	113.71	110.01	7.40	6.83	6900	23542.80	209.52	32.93
33:35:00	2:23:00	11-03-2010	106.31	113.68	109.99	7.38	6.86	6898	23535.98	209.40	32.94
33:36:00	2:24:00	11-03-2010	106.31	113.80	110.05	7.49	6.87	6898	23535.98	209.46	32.93
33:37:00	2:25:00	11-03-2010	106.31	113.80	110.05	7.49	6.86	6905	23559.86	209.52	32.96
33:38:00	2:26:00	11-03-2010	106.31	113.77	110.04	7.46	6.80	6900	23542.80	209.46	32.94
33:39:00	2:27:00	11-03-2010	106.31	113.74	110.02	7.43	6.85	6900	23542.80	209.52	32.93
33:40:00	2:28:00	11-03-2010	106.31	113.77	110.04	7.46	6.76	6898	23535.98	209.40	32.94
33:41:00	2:29:00	11-03-2010	106.31	113.74	110.02	7.43	6.75	6891	23512.09	209.34	32.92
33:42:00	2:30:00	11-03-2010	106.33	113.71	110.02	7.38	6.86	6898	23535.98	209.46	32.93
33:43:00	2:31:00	11-03-2010	106.31	113.71	110.01	7.40	6.82	6896	23529.15	209.40	32.93
33:44:00	2:32:00	11-03-2010	106.31	113.74	110.02	7.43	6.68	6900	23542.80	209.46	32.94

HEAT OF REJECTION DATA SET:											
<u>DURATION</u>	<u>TIME</u>	<u>DATE</u>	<u>EWT</u>	<u>LWT</u>	<u>T AVG</u>	<u>ΔT</u>	<u>FLOW</u>	<u>TWATT</u>	<u>BTU</u>	<u>HTRV</u>	<u>HTRA</u>
33:45:00	2:33:00	11-03-2010	106.31	113.74	110.02	7.43	6.76	6900	23542.80	209.52	32.93
33:46:00	2:34:00	11-03-2010	106.31	113.74	110.02	7.43	6.83	6896	23529.15	209.40	32.93
33:47:00	2:35:00	11-03-2010	106.31	113.74	110.02	7.43	6.88	6898	23535.98	209.46	32.93
33:48:00	2:36:00	11-03-2010	106.33	113.80	110.06	7.46	6.77	6905	23559.86	209.52	32.96
33:49:00	2:37:00	11-03-2010	106.31	113.74	110.02	7.43	6.80	6896	23529.15	209.40	32.93
33:50:00	2:38:00	11-03-2010	106.31	113.71	110.01	7.40	6.83	6895	23525.74	209.46	32.92
33:51:00	2:39:00	11-03-2010	106.31	113.74	110.02	7.43	6.78	6900	23542.80	209.52	32.93
33:52:00	2:40:00	11-03-2010	106.31	113.77	110.04	7.46	6.76	6889	23505.27	209.34	32.91
33:53:00	2:41:00	11-03-2010	106.36	113.80	110.08	7.44	6.85	6900	23542.80	209.46	32.94
33:54:00	2:42:00	11-03-2010	106.31	113.74	110.02	7.43	6.82	6902	23549.62	209.52	32.94
33:55:00	2:43:00	11-03-2010	106.33	113.74	110.04	7.41	6.86	6898	23535.98	209.40	32.94
33:56:00	2:44:00	11-03-2010	106.36	113.77	110.06	7.41	6.85	6898	23535.98	209.46	32.93
33:57:00	2:45:00	11-03-2010	106.33	113.85	110.09	7.52	6.79	6896	23529.15	209.40	32.93
33:58:00	2:46:00	11-03-2010	106.33	113.74	110.04	7.41	6.85	6893	23518.92	209.40	32.92
33:59:00	2:47:00	11-03-2010	106.31	113.77	110.04	7.46	6.83	6898	23535.98	209.46	32.93
34:00:00	2:48:00	11-03-2010	106.33	113.77	110.05	7.44	6.82	6900	23542.80	209.52	32.93
34:01:00	2:49:00	11-03-2010	106.36	113.77	110.06	7.41	6.77	6896	23529.15	209.40	32.93
34:02:00	2:50:00	11-03-2010	106.36	113.77	110.06	7.41	6.79	6897	23532.56	209.52	32.92
34:03:00	2:51:00	11-03-2010	106.36	113.80	110.08	7.44	6.77	6907	23566.68	209.52	32.97
34:04:00	2:52:00	11-03-2010	106.36	113.94	110.15	7.58	6.69	6903	23553.04	209.46	32.96
34:05:00	2:53:00	11-03-2010	106.36	113.74	110.05	7.38	6.80	6898	23535.98	209.46	32.93
34:06:00	2:54:00	11-03-2010	106.36	113.80	110.08	7.44	6.83	6902	23549.62	209.52	32.94
34:07:00	2:55:00	11-03-2010	106.36	113.85	110.11	7.49	6.76	6898	23535.98	209.46	32.93
34:08:00	2:56:00	11-03-2010	106.39	113.80	110.09	7.41	6.90	6897	23532.56	209.52	32.92
34:09:00	2:57:00	11-03-2010	106.39	113.77	110.08	7.38	6.83	6898	23535.98	209.40	32.94
34:10:00	2:58:00	11-03-2010	106.36	113.88	110.12	7.52	6.84	6894	23522.33	209.34	32.93
34:11:00	2:59:00	11-03-2010	106.39	113.85	110.12	7.47	6.87	6898	23535.98	209.46	32.93
34:12:00	3:00:00	11-03-2010	106.36	113.80	110.08	7.44	6.80	6898	23535.98	209.46	32.93
34:13:00	3:01:00	11-03-2010	106.36	113.80	110.08	7.44	6.85	6898	23535.98	209.46	32.93
34:14:00	3:02:00	11-03-2010	106.39	113.80	110.09	7.41	6.84	6902	23549.62	209.52	32.94
34:15:00	3:03:00	11-03-2010	106.41	113.85	110.13	7.44	6.83	6898	23535.98	209.40	32.94
34:16:00	3:04:00	11-03-2010	106.39	113.85	110.12	7.47	6.83	6902	23549.62	209.52	32.94
34:17:00	3:05:00	11-03-2010	106.36	113.85	110.11	7.49	6.87	6895	23525.74	209.46	32.92
34:18:00	3:06:00	11-03-2010	106.41	113.82	110.12	7.41	6.86	6893	23518.92	209.40	32.92
34:19:00	3:07:00	11-03-2010	106.41	113.82	110.12	7.41	6.88	6896	23529.15	209.40	32.93
34:20:00	3:08:00	11-03-2010	106.41	113.88	110.15	7.47	6.88	6898	23535.98	209.46	32.93
34:21:00	3:09:00	11-03-2010	106.41	113.85	110.13	7.44	6.83	6898	23535.98	209.40	32.94
34:22:00	3:10:00	11-03-2010	106.41	113.82	110.12	7.41	6.86	6898	23535.98	209.46	32.93
34:23:00	3:11:00	11-03-2010	106.44	113.85	110.15	7.42	6.79	6896	23529.15	209.40	32.93
34:24:00	3:12:00	11-03-2010	106.41	113.85	110.13	7.44	6.77	6898	23535.98	209.46	32.93
34:25:00	3:13:00	11-03-2010	106.41	113.85	110.13	7.44	6.83	6900	23542.80	209.52	32.93
34:26:00	3:14:00	11-03-2010	106.41	113.88	110.15	7.47	6.72	6896	23529.15	209.40	32.93
34:27:00	3:15:00	11-03-2010	106.41	113.91	110.16	7.50	6.76	6891	23512.09	209.34	32.92
34:28:00	3:16:00	11-03-2010	106.41	113.80	110.10	7.38	6.83	6900	23542.80	209.46	32.94
34:29:00	3:17:00	11-03-2010	106.44	113.85	110.15	7.42	6.78	6898	23535.98	209.40	32.94

HEAT OF REJECTION DATA SET:											
<u>DURATION</u>	<u>TIME</u>	<u>DATE</u>	<u>EWT</u>	<u>LWT</u>	<u>T AVG</u>	<u>ΔT</u>	<u>FLOW</u>	<u>TWATT</u>	<u>BTU</u>	<u>HTRV</u>	<u>HTRA</u>
34:30:00	3:18:00	11-03-2010	106.46	113.94	110.20	7.47	6.81	6894	23522.33	209.34	32.93
34:31:00	3:19:00	11-03-2010	106.41	113.97	110.19	7.56	6.81	6900	23542.80	209.52	32.93
34:32:00	3:20:00	11-03-2010	106.44	113.85	110.15	7.42	6.78	6893	23518.92	209.40	32.92
34:33:00	3:21:00	11-03-2010	106.46	113.85	110.16	7.39	6.77	6896	23529.15	209.40	32.93
34:34:00	3:22:00	11-03-2010	106.44	113.85	110.15	7.42	6.86	6898	23535.98	209.46	32.93
34:35:00	3:23:00	11-03-2010	106.46	113.85	110.16	7.39	6.75	6893	23518.92	209.40	32.92
34:36:00	3:24:00	11-03-2010	106.41	113.94	110.18	7.53	6.82	6898	23535.98	209.46	32.93
34:37:00	3:25:00	11-03-2010	106.44	113.85	110.15	7.42	6.82	6894	23522.33	209.34	32.93
34:38:00	3:26:00	11-03-2010	106.46	113.97	110.22	7.50	6.84	6902	23549.62	209.52	32.94
34:39:00	3:27:00	11-03-2010	106.49	113.88	110.19	7.39	6.83	6898	23535.98	209.40	32.94
34:40:00	3:28:00	11-03-2010	106.46	113.94	110.20	7.47	6.77	6891	23512.09	209.40	32.91
34:41:00	3:29:00	11-03-2010	106.46	113.97	110.22	7.50	6.74	6895	23525.74	209.46	32.92
34:42:00	3:30:00	11-03-2010	106.46	113.85	110.16	7.39	6.79	6894	23522.33	209.34	32.93
34:43:00	3:31:00	11-03-2010	106.46	113.85	110.16	7.39	6.86	6898	23535.98	209.46	32.93
34:44:00	3:32:00	11-03-2010	106.49	113.91	110.20	7.42	6.83	6896	23529.15	209.40	32.93
34:45:00	3:33:00	11-03-2010	106.49	113.88	110.19	7.39	6.86	6900	23542.80	209.52	32.93
34:46:00	3:34:00	11-03-2010	106.49	113.97	110.23	7.48	6.81	6895	23525.74	209.46	32.92
34:47:00	3:35:00	11-03-2010	106.49	113.91	110.20	7.42	6.86	6896	23529.15	209.40	32.93
34:48:00	3:36:00	11-03-2010	106.49	113.91	110.20	7.42	6.82	6898	23535.98	209.40	32.94
34:49:00	3:37:00	11-03-2010	106.49	113.97	110.23	7.48	6.73	6898	23535.98	209.46	32.93
34:50:00	3:38:00	11-03-2010	106.49	113.97	110.23	7.48	6.84	6894	23522.33	209.34	32.93
34:51:00	3:39:00	11-03-2010	106.52	114.08	110.30	7.56	6.81	6900	23542.80	209.46	32.94
34:52:00	3:40:00	11-03-2010	106.52	113.97	110.24	7.45	6.89	6898	23535.98	209.40	32.94
34:53:00	3:41:00	11-03-2010	106.52	113.97	110.24	7.45	6.83	6899	23539.39	209.34	32.96
34:54:00	3:42:00	11-03-2010	106.52	113.88	110.20	7.37	6.80	6898	23535.98	209.46	32.93
34:55:00	3:43:00	11-03-2010	106.49	113.91	110.20	7.42	6.81	6898	23535.98	209.46	32.93
34:56:00	3:44:00	11-03-2010	106.52	113.91	110.21	7.39	6.86	6896	23529.15	209.40	32.93
34:57:00	3:45:00	11-03-2010	106.52	114.02	110.27	7.51	6.79	6898	23535.98	209.46	32.93
34:58:00	3:46:00	11-03-2010	106.52	114.02	110.27	7.51	6.88	6896	23529.15	209.40	32.93
34:59:00	3:47:00	11-03-2010	106.52	113.88	110.20	7.37	6.82	6900	23542.80	209.52	32.93
35:00:00	3:48:00	11-03-2010	106.52	114.00	110.26	7.48	6.78	6896	23529.15	209.40	32.93
35:01:00	3:49:00	11-03-2010	106.54	113.97	110.26	7.42	6.88	6900	23542.80	209.46	32.94
35:02:00	3:50:00	11-03-2010	106.52	114.02	110.27	7.51	6.73	6893	23518.92	209.40	32.92
35:03:00	3:51:00	11-03-2010	106.52	113.97	110.24	7.45	6.85	6891	23512.09	209.34	32.92
35:04:00	3:52:00	11-03-2010	106.52	113.97	110.24	7.45	6.88	6898	23535.98	209.46	32.93
35:05:00	3:53:00	11-03-2010	106.54	113.97	110.26	7.42	6.84	6893	23518.92	209.46	32.91
35:06:00	3:54:00	11-03-2010	106.52	113.97	110.24	7.45	6.84	6895	23525.74	209.46	32.92
35:07:00	3:55:00	11-03-2010	106.52	113.97	110.24	7.45	6.80	6895	23525.74	209.46	32.92
35:08:00	3:56:00	11-03-2010	106.52	113.97	110.24	7.45	6.87	6896	23529.15	209.40	32.93
35:09:00	3:57:00	11-03-2010	106.52	113.94	110.23	7.42	6.86	6893	23518.92	209.40	32.92
35:10:00	3:58:00	11-03-2010	106.52	114.00	110.26	7.48	6.76	6902	23549.62	209.52	32.94
35:11:00	3:59:00	11-03-2010	106.52	113.91	110.21	7.39	6.79	6893	23518.92	209.40	32.92
35:12:00	4:00:00	11-03-2010	106.52	113.97	110.24	7.45	6.75	6896	23529.15	209.40	32.93
35:13:00	4:01:00	11-03-2010	106.52	113.94	110.23	7.42	6.80	6900	23542.80	209.52	32.93
35:14:00	4:02:00	11-03-2010	106.54	114.00	110.27	7.45	6.83	6894	23522.33	209.34	32.93

HEAT OF REJECTION DATA SET:											
<u>DURATION</u>	<u>TIME</u>	<u>DATE</u>	<u>EWT</u>	<u>LWT</u>	<u>T AVG</u>	<u>ΔT</u>	<u>FLOW</u>	<u>TWATT</u>	<u>BTU</u>	<u>HTRV</u>	<u>HTRA</u>
35:15:00	4:03:00	11-03-2010	106.57	114.08	110.33	7.51	6.75	6895	23525.74	209.46	32.92
35:16:00	4:04:00	11-03-2010	106.57	114.00	110.28	7.43	6.77	6898	23535.98	209.40	32.94
35:17:00	4:05:00	11-03-2010	106.57	114.02	110.30	7.46	6.76	6891	23512.09	209.40	32.91
35:18:00	4:06:00	11-03-2010	106.62	113.97	110.29	7.35	6.81	6893	23518.92	209.40	32.92
35:19:00	4:07:00	11-03-2010	106.57	114.02	110.30	7.46	6.82	6894	23522.33	209.34	32.93
35:20:00	4:08:00	11-03-2010	106.54	113.97	110.26	7.42	6.80	6896	23529.15	209.40	32.93
35:21:00	4:09:00	11-03-2010	106.57	113.97	110.27	7.40	6.80	6890	23508.68	209.46	32.89
35:22:00	4:10:00	11-03-2010	106.57	113.97	110.27	7.40	6.89	6891	23512.09	209.34	32.92
35:23:00	4:11:00	11-03-2010	106.60	113.97	110.28	7.37	6.80	6898	23535.98	209.46	32.93
35:24:00	4:12:00	11-03-2010	106.60	114.00	110.30	7.40	6.82	6896	23529.15	209.40	32.93
35:25:00	4:13:00	11-03-2010	106.60	114.05	110.32	7.46	6.76	6891	23512.09	209.34	32.92
35:26:00	4:14:00	11-03-2010	106.60	114.02	110.31	7.43	6.80	6900	23542.80	209.46	32.94
35:27:00	4:15:00	11-03-2010	106.57	114.02	110.30	7.46	6.86	6896	23529.15	209.40	32.93
35:28:00	4:16:00	11-03-2010	106.57	114.02	110.30	7.46	6.78	6903	23553.04	209.46	32.96
35:29:00	4:17:00	11-03-2010	106.57	114.02	110.30	7.46	6.79	6896	23529.15	209.40	32.93
35:30:00	4:18:00	11-03-2010	106.57	114.00	110.28	7.43	6.77	6896	23529.15	209.40	32.93
35:31:00	4:19:00	11-03-2010	106.54	114.05	110.30	7.51	6.83	6896	23529.15	209.40	32.93
35:32:00	4:20:00	11-03-2010	106.57	114.02	110.30	7.46	6.86	6898	23535.98	209.46	32.93
35:33:00	4:21:00	11-03-2010	106.57	114.00	110.28	7.43	6.88	6898	23535.98	209.46	32.93
35:34:00	4:22:00	11-03-2010	106.57	114.00	110.28	7.43	6.88	6896	23529.15	209.40	32.93
35:35:00	4:23:00	11-03-2010	106.57	114.02	110.30	7.46	6.81	6898	23535.98	209.46	32.93
35:36:00	4:24:00	11-03-2010	106.57	114.05	110.31	7.48	6.84	6898	23535.98	209.40	32.94
35:37:00	4:25:00	11-03-2010	106.57	114.00	110.28	7.43	6.82	6898	23535.98	209.46	32.93
35:38:00	4:26:00	11-03-2010	106.57	114.05	110.31	7.48	6.86	6900	23542.80	209.52	32.93
35:39:00	4:27:00	11-03-2010	106.57	114.05	110.31	7.48	6.74	6896	23529.15	209.40	32.93
35:40:00	4:28:00	11-03-2010	106.57	114.05	110.31	7.48	6.82	6891	23512.09	209.34	32.92
35:41:00	4:29:00	11-03-2010	106.57	114.14	110.35	7.57	6.79	6898	23535.98	209.40	32.94
35:42:00	4:30:00	11-03-2010	106.60	114.02	110.31	7.43	6.85	6896	23529.15	209.40	32.93
35:43:00	4:31:00	11-03-2010	106.60	113.97	110.28	7.37	6.83	6895	23525.74	209.46	32.92
35:44:00	4:32:00	11-03-2010	106.62	114.08	110.35	7.46	6.85	6896	23529.15	209.40	32.93
35:45:00	4:33:00	11-03-2010	106.62	114.11	110.37	7.49	6.80	6900	23542.80	209.46	32.94
35:46:00	4:34:00	11-03-2010	106.60	114.00	110.30	7.40	6.78	6895	23525.74	209.46	32.92
35:47:00	4:35:00	11-03-2010	106.60	114.08	110.34	7.49	6.83	6893	23518.92	209.40	32.92
35:48:00	4:36:00	11-03-2010	106.60	114.00	110.30	7.40	6.82	6902	23549.62	209.52	32.94
35:49:00	4:37:00	11-03-2010	106.62	114.08	110.35	7.46	6.71	6898	23535.98	209.46	32.93
35:50:00	4:38:00	11-03-2010	106.62	114.02	110.32	7.40	6.76	6895	23525.74	209.46	32.92
35:51:00	4:39:00	11-03-2010	106.62	114.00	110.31	7.37	6.82	6894	23522.33	209.34	32.93
35:52:00	4:40:00	11-03-2010	106.62	114.05	110.34	7.43	6.79	6897	23532.56	209.52	32.92
35:53:00	4:41:00	11-03-2010	106.62	114.05	110.34	7.43	6.84	6898	23535.98	209.40	32.94
35:54:00	4:42:00	11-03-2010	106.62	114.05	110.34	7.43	6.83	6891	23512.09	209.34	32.92
35:55:00	4:43:00	11-03-2010	106.62	114.08	110.35	7.46	6.83	6898	23535.98	209.46	32.93
35:56:00	4:44:00	11-03-2010	106.62	114.11	110.37	7.49	6.86	6898	23535.98	209.40	32.94
35:57:00	4:45:00	11-03-2010	106.65	114.08	110.37	7.43	6.82	6894	23522.33	209.34	32.93
35:58:00	4:46:00	11-03-2010	106.65	114.08	110.37	7.43	6.76	6898	23535.98	209.46	32.93
35:59:00	4:47:00	11-03-2010	106.65	114.08	110.37	7.43	6.86	6896	23529.15	209.40	32.93

HEAT OF REJECTION DATA SET:											
<u>DURATION</u>	<u>TIME</u>	<u>DATE</u>	<u>EWT</u>	<u>LWT</u>	<u>T AVG</u>	<u>ΔT</u>	<u>FLOW</u>	<u>TWATT</u>	<u>BTU</u>	<u>HTRV</u>	<u>HTRA</u>
36:00:00	4:48:00	11-03-2010	106.65	114.08	110.37	7.43	6.80	6898	23535.98	209.46	32.93
36:01:00	4:49:00	11-03-2010	106.70	114.14	110.42	7.44	6.83	6895	23525.74	209.46	32.92
36:02:00	4:50:00	11-03-2010	106.65	114.14	110.39	7.49	6.84	6896	23529.15	209.40	32.93
36:03:00	4:51:00	11-03-2010	106.67	114.14	110.41	7.46	6.75	6897	23532.56	209.52	32.92
36:04:00	4:52:00	11-03-2010	106.67	114.05	110.36	7.38	6.76	6896	23529.15	209.40	32.93
36:05:00	4:53:00	11-03-2010	106.65	114.11	110.38	7.46	6.83	6894	23522.33	209.34	32.93
36:06:00	4:54:00	11-03-2010	106.67	114.20	110.44	7.52	6.74	6900	23542.80	209.52	32.93
36:07:00	4:55:00	11-03-2010	106.67	114.17	110.42	7.49	6.77	6896	23529.15	209.40	32.93
36:08:00	4:56:00	11-03-2010	106.67	114.11	110.39	7.44	6.83	6891	23512.09	209.34	32.92
36:09:00	4:57:00	11-03-2010	106.70	114.08	110.39	7.38	6.85	6895	23525.74	209.46	32.92
36:10:00	4:58:00	11-03-2010	106.67	114.08	110.38	7.41	6.82	6893	23518.92	209.40	32.92
36:11:00	4:59:00	11-03-2010	106.70	114.11	110.41	7.41	6.83	6903	23553.04	209.46	32.96
36:12:00	5:00:00	11-03-2010	106.67	114.14	110.41	7.46	6.81	6898	23535.98	209.46	32.93
36:13:00	5:01:00	11-03-2010	106.67	114.08	110.38	7.41	6.81	6896	23529.15	209.40	32.93
36:14:00	5:02:00	11-03-2010	106.70	114.20	110.45	7.49	6.71	6900	23542.80	209.52	32.93
36:15:00	5:03:00	11-03-2010	106.70	114.11	110.41	7.41	6.75	6896	23529.15	209.40	32.93
36:16:00	5:04:00	11-03-2010	106.70	114.22	110.46	7.52	6.76	6900	23542.80	209.46	32.94
36:17:00	5:05:00	11-03-2010	106.73	114.20	110.46	7.47	6.79	6895	23525.74	209.46	32.92
36:18:00	5:06:00	11-03-2010	106.73	114.14	110.43	7.41	6.80	6896	23529.15	209.40	32.93
36:19:00	5:07:00	11-03-2010	106.70	114.14	110.42	7.44	6.83	6898	23535.98	209.46	32.93
36:20:00	5:08:00	11-03-2010	106.73	114.11	110.42	7.38	6.86	6893	23518.92	209.40	32.92
36:21:00	5:09:00	11-03-2010	106.75	114.05	110.40	7.30	6.87	6898	23535.98	209.46	32.93
36:22:00	5:10:00	11-03-2010	106.73	114.20	110.46	7.47	6.75	6898	23535.98	209.40	32.94
36:23:00	5:11:00	11-03-2010	106.73	114.25	110.49	7.53	6.77	6893	23518.92	209.40	32.92
36:24:00	5:12:00	11-03-2010	106.73	114.11	110.42	7.38	6.80	6897	23532.56	209.52	32.92
36:25:00	5:13:00	11-03-2010	106.73	114.08	110.40	7.35	6.84	6893	23518.92	209.40	32.92
36:26:00	5:14:00	11-03-2010	106.73	114.11	110.42	7.38	6.84	6893	23518.92	209.40	32.92
36:27:00	5:15:00	11-03-2010	106.73	114.11	110.42	7.38	6.81	6896	23529.15	209.40	32.93
36:28:00	5:16:00	11-03-2010	106.73	114.20	110.46	7.47	6.82	6896	23529.15	209.40	32.93
36:29:00	5:17:00	11-03-2010	106.70	114.14	110.42	7.44	6.78	6898	23535.98	209.46	32.93
36:30:00	5:18:00	11-03-2010	106.73	114.20	110.46	7.47	6.81	6891	23512.09	209.34	32.92
36:31:00	5:19:00	11-03-2010	106.73	114.20	110.46	7.47	6.82	6895	23525.74	209.46	32.92
36:32:00	5:20:00	11-03-2010	106.73	114.25	110.49	7.53	6.75	6900	23542.80	209.52	32.93
36:33:00	5:21:00	11-03-2010	106.73	114.20	110.46	7.47	6.83	6893	23518.92	209.40	32.92
36:34:00	5:22:00	11-03-2010	106.75	114.11	110.43	7.36	6.77	6894	23522.33	209.34	32.93
36:35:00	5:23:00	11-03-2010	106.75	114.22	110.49	7.47	6.84	6894	23522.33	209.34	32.93
36:36:00	5:24:00	11-03-2010	106.75	114.20	110.47	7.44	6.83	6898	23535.98	209.46	32.93
36:37:00	5:25:00	11-03-2010	106.73	114.17	110.45	7.44	6.81	6896	23529.15	209.40	32.93
36:38:00	5:26:00	11-03-2010	106.73	114.17	110.45	7.44	6.77	6898	23535.98	209.46	32.93
36:39:00	5:27:00	11-03-2010	106.73	114.28	110.50	7.55	6.76	6891	23512.09	209.40	32.91
36:40:00	5:28:00	11-03-2010	106.73	114.20	110.46	7.47	6.86	6891	23512.09	209.40	32.91
36:41:00	5:29:00	11-03-2010	106.75	114.20	110.47	7.44	6.70	6895	23525.74	209.46	32.92
36:42:00	5:30:00	11-03-2010	106.78	114.31	110.55	7.53	6.75	6893	23518.92	209.40	32.92
36:43:00	5:31:00	11-03-2010	106.75	114.11	110.43	7.36	6.83	6895	23525.74	209.46	32.92
36:44:00	5:32:00	11-03-2010	106.73	114.25	110.49	7.53	6.83	6898	23535.98	209.40	32.94

HEAT OF REJECTION DATA SET:											
<u>DURATION</u>	<u>TIME</u>	<u>DATE</u>	<u>EWT</u>	<u>LWT</u>	<u>T AVG</u>	<u>ΔT</u>	<u>FLOW</u>	<u>TWATT</u>	<u>BTU</u>	<u>HTRV</u>	<u>HTRA</u>
36:45:00	5:33:00	11-03-2010	106.75	114.20	110.47	7.44	6.83	6895	23525.74	209.46	32.92
36:46:00	5:34:00	11-03-2010	106.75	114.25	110.50	7.50	6.76	6891	23512.09	209.40	32.91
36:47:00	5:35:00	11-03-2010	106.75	114.25	110.50	7.50	6.80	6893	23518.92	209.40	32.92
36:48:00	5:36:00	11-03-2010	106.78	114.22	110.50	7.44	6.75	6893	23518.92	209.46	32.91
36:49:00	5:37:00	11-03-2010	106.78	114.25	110.52	7.47	6.84	6891	23512.09	209.34	32.92
36:50:00	5:38:00	11-03-2010	106.75	114.20	110.47	7.44	6.82	6900	23542.80	209.52	32.93
36:51:00	5:39:00	11-03-2010	106.75	114.20	110.47	7.44	6.78	6896	23529.15	209.40	32.93
36:52:00	5:40:00	11-03-2010	106.78	114.20	110.49	7.42	6.80	6898	23535.98	209.46	32.93
36:53:00	5:41:00	11-03-2010	106.81	114.25	110.53	7.45	6.86	6893	23518.92	209.40	32.92
36:54:00	5:42:00	11-03-2010	106.81	114.31	110.56	7.50	6.79	6891	23512.09	209.34	32.92
36:55:00	5:43:00	11-03-2010	106.78	114.20	110.49	7.42	6.77	6898	23535.98	209.46	32.93
36:56:00	5:44:00	11-03-2010	106.81	114.20	110.50	7.39	6.82	6898	23535.98	209.40	32.94
36:57:00	5:45:00	11-03-2010	106.81	114.17	110.49	7.36	6.78	6895	23525.74	209.46	32.92
36:58:00	5:46:00	11-03-2010	106.83	114.25	110.54	7.42	6.77	6894	23522.33	209.34	32.93
36:59:00	5:47:00	11-03-2010	106.81	114.31	110.56	7.50	6.87	6898	23535.98	209.46	32.93
37:00:00	5:48:00	11-03-2010	106.83	114.28	110.56	7.45	6.81	6896	23529.15	209.40	32.93
37:01:00	5:49:00	11-03-2010	106.81	114.31	110.56	7.50	6.69	6898	23535.98	209.40	32.94
37:02:00	5:50:00	11-03-2010	106.83	114.31	110.57	7.48	6.80	6895	23525.74	209.46	32.92
37:03:00	5:51:00	11-03-2010	106.78	114.22	110.50	7.44	6.91	6896	23529.15	209.34	32.94
37:04:00	5:52:00	11-03-2010	106.78	114.22	110.50	7.44	6.82	6896	23529.15	209.40	32.93
37:05:00	5:53:00	11-03-2010	106.81	114.25	110.53	7.45	6.87	6896	23529.15	209.40	32.93
37:06:00	5:54:00	11-03-2010	106.81	114.20	110.50	7.39	6.83	6895	23525.74	209.46	32.92
37:07:00	5:55:00	11-03-2010	106.81	114.31	110.56	7.50	6.83	6896	23529.15	209.34	32.94
37:08:00	5:56:00	11-03-2010	106.81	114.31	110.56	7.50	6.83	6896	23529.15	209.40	32.93
37:09:00	5:57:00	11-03-2010	106.81	114.25	110.53	7.45	6.81	6900	23542.80	209.52	32.93
37:10:00	5:58:00	11-03-2010	106.83	114.25	110.54	7.42	6.83	6894	23522.33	209.34	32.93
37:11:00	5:59:00	11-03-2010	106.83	114.28	110.56	7.45	6.81	6893	23518.92	209.40	32.92
37:12:00	6:00:00	11-03-2010	106.83	114.31	110.57	7.48	6.84	6891	23512.09	209.34	32.92
37:13:00	6:01:00	11-03-2010	106.81	114.31	110.56	7.50	6.83	6895	23525.74	209.46	32.92
37:14:00	6:02:00	11-03-2010	106.83	114.28	110.56	7.45	6.83	6896	23529.15	209.34	32.94
37:15:00	6:03:00	11-03-2010	106.83	114.28	110.56	7.45	6.80	6900	23542.80	209.52	32.93
37:16:00	6:04:00	11-03-2010	106.83	114.22	110.53	7.39	6.77	6896	23529.15	209.40	32.93
37:17:00	6:05:00	11-03-2010	106.83	114.31	110.57	7.48	6.78	6894	23522.33	209.34	32.93
37:18:00	6:06:00	11-03-2010	106.83	114.28	110.56	7.45	6.82	6893	23518.92	209.40	32.92
37:19:00	6:07:00	11-03-2010	106.83	114.25	110.54	7.42	6.78	6893	23518.92	209.40	32.92
37:20:00	6:08:00	11-03-2010	106.83	114.28	110.56	7.45	6.75	6898	23535.98	209.46	32.93
37:21:00	6:09:00	11-03-2010	106.86	114.28	110.57	7.42	6.86	6898	23535.98	209.40	32.94
37:22:00	6:10:00	11-03-2010	106.89	114.34	110.61	7.45	6.79	6898	23535.98	209.46	32.93
37:23:00	6:11:00	11-03-2010	106.86	114.25	110.56	7.39	6.84	6896	23529.15	209.40	32.93
37:24:00	6:12:00	11-03-2010	106.86	114.25	110.56	7.39	6.80	6895	23525.74	209.46	32.92
37:25:00	6:13:00	11-03-2010	106.86	114.28	110.57	7.42	6.80	6893	23518.92	209.40	32.92
37:26:00	6:14:00	11-03-2010	106.83	114.34	110.59	7.51	6.71	6894	23522.33	209.34	32.93
37:27:00	6:15:00	11-03-2010	106.86	114.40	110.63	7.54	6.79	6895	23525.74	209.46	32.92
37:28:00	6:16:00	11-03-2010	106.86	114.42	110.64	7.57	6.84	6896	23529.15	209.34	32.94
37:29:00	6:17:00	11-03-2010	106.89	114.31	110.60	7.42	6.83	6893	23518.92	209.40	32.92

HEAT OF REJECTION DATA SET:											
<u>DURATION</u>	<u>TIME</u>	<u>DATE</u>	<u>EWT</u>	<u>LWT</u>	<u>T AVG</u>	<u>ΔT</u>	<u>FLOW</u>	<u>TWATT</u>	<u>BTU</u>	<u>HTRV</u>	<u>HTRA</u>
37:30:00	6:18:00	11-03-2010	106.86	114.31	110.58	7.45	6.80	6891	23512.09	209.34	32.92
37:31:00	6:19:00	11-03-2010	106.89	114.31	110.60	7.42	6.80	6898	23535.98	209.46	32.93
37:32:00	6:20:00	11-03-2010	106.86	114.31	110.58	7.45	6.77	6891	23512.09	209.34	32.92
37:33:00	6:21:00	11-03-2010	106.89	114.34	110.61	7.45	6.84	6898	23535.98	209.46	32.93
37:34:00	6:22:00	11-03-2010	106.89	114.31	110.60	7.42	6.77	6893	23518.92	209.40	32.92
37:35:00	6:23:00	11-03-2010	106.89	114.34	110.61	7.45	6.77	6894	23522.33	209.34	32.93
37:36:00	6:24:00	11-03-2010	106.89	114.31	110.60	7.42	6.79	6895	23525.74	209.46	32.92
37:37:00	6:25:00	11-03-2010	106.91	114.34	110.63	7.43	6.80	6894	23522.33	209.34	32.93
37:38:00	6:26:00	11-03-2010	106.89	114.34	110.61	7.45	6.84	6895	23525.74	209.46	32.92
37:39:00	6:27:00	11-03-2010	106.91	114.40	110.65	7.48	6.80	6891	23512.09	209.34	32.92
37:40:00	6:28:00	11-03-2010	106.91	114.31	110.61	7.40	6.80	6898	23535.98	209.46	32.93
37:41:00	6:29:00	11-03-2010	106.91	114.31	110.61	7.40	6.78	6896	23529.15	209.40	32.93
37:42:00	6:30:00	11-03-2010	106.89	114.31	110.60	7.42	6.86	6891	23512.09	209.40	32.91
37:43:00	6:31:00	11-03-2010	106.94	114.31	110.62	7.37	6.75	6893	23518.92	209.40	32.92
37:44:00	6:32:00	11-03-2010	106.91	114.34	110.63	7.43	6.77	6891	23512.09	209.34	32.92
37:45:00	6:33:00	11-03-2010	106.91	114.34	110.63	7.43	6.80	6893	23518.92	209.40	32.92
37:46:00	6:34:00	11-03-2010	106.96	114.31	110.64	7.35	6.82	6891	23512.09	209.34	32.92
37:47:00	6:35:00	11-03-2010	106.94	114.34	110.64	7.40	6.87	6898	23535.98	209.46	32.93
37:48:00	6:36:00	11-03-2010	106.91	114.42	110.67	7.51	6.76	6894	23522.33	209.34	32.93
37:49:00	6:37:00	11-03-2010	106.91	114.31	110.61	7.40	6.73	6893	23518.92	209.46	32.91
37:50:00	6:38:00	11-03-2010	106.91	114.34	110.63	7.43	6.86	6893	23518.92	209.40	32.92
37:51:00	6:39:00	11-03-2010	106.91	114.37	110.64	7.46	6.76	6893	23518.92	209.40	32.92
37:52:00	6:40:00	11-03-2010	106.94	114.37	110.65	7.43	6.72	6895	23525.74	209.46	32.92
37:53:00	6:41:00	11-03-2010	106.96	114.31	110.64	7.35	6.75	6891	23512.09	209.34	32.92
37:54:00	6:42:00	11-03-2010	106.96	114.42	110.69	7.46	6.80	6898	23535.98	209.46	32.93
37:55:00	6:43:00	11-03-2010	106.96	114.45	110.71	7.49	6.77	6894	23522.33	209.34	32.93
37:56:00	6:44:00	11-03-2010	106.94	114.42	110.68	7.49	6.74	6895	23525.74	209.46	32.92
37:57:00	6:45:00	11-03-2010	106.94	114.31	110.62	7.37	6.77	6898	23535.98	209.40	32.94
37:58:00	6:46:00	11-03-2010	106.94	114.40	110.67	7.46	6.75	6893	23518.92	209.46	32.91
37:59:00	6:47:00	11-03-2010	106.91	114.45	110.68	7.54	6.73	6898	23535.98	209.40	32.94
38:00:00	6:48:00	11-03-2010	106.94	114.42	110.68	7.49	6.69	6893	23518.92	209.40	32.92
38:01:00	6:49:00	11-03-2010	106.94	114.42	110.68	7.49	6.66	6896	23529.15	209.40	32.93
38:02:00	6:50:00	11-03-2010	106.91	114.48	110.70	7.57	6.77	6896	23529.15	209.40	32.93
38:03:00	6:51:00	11-03-2010	106.94	114.37	110.65	7.43	6.77	6898	23535.98	209.46	32.93
38:04:00	6:52:00	11-03-2010	106.94	114.42	110.68	7.49	6.77	6894	23522.33	209.34	32.93
38:05:00	6:53:00	11-03-2010	106.94	114.40	110.67	7.46	6.72	6893	23518.92	209.40	32.92
38:06:00	6:54:00	11-03-2010	106.96	114.37	110.67	7.40	6.80	6889	23505.27	209.34	32.91
38:07:00	6:55:00	11-03-2010	106.94	114.42	110.68	7.49	6.74	6894	23522.33	209.34	32.93
38:08:00	6:56:00	11-03-2010	106.96	114.34	110.65	7.37	6.80	6891	23512.09	209.34	32.92
38:09:00	6:57:00	11-03-2010	106.94	114.45	110.70	7.51	6.72	6898	23535.98	209.46	32.93
38:10:00	6:58:00	11-03-2010	106.94	114.37	110.65	7.43	6.80	6891	23512.09	209.34	32.92
38:11:00	6:59:00	11-03-2010	106.94	114.42	110.68	7.49	6.80	6893	23518.92	209.40	32.92
38:12:00	7:00:00	11-03-2010	106.96	114.34	110.65	7.37	6.80	6896	23529.15	209.40	32.93
38:13:00	7:01:00	11-03-2010	106.94	114.45	110.70	7.51	6.77	6898	23535.98	209.46	32.93
38:14:00	7:02:00	11-03-2010	106.94	114.42	110.68	7.49	6.81	6898	23535.98	209.40	32.94

HEAT OF REJECTION DATA SET:											
<u>DURATION</u>	<u>TIME</u>	<u>DATE</u>	<u>EWT</u>	<u>LWT</u>	<u>T AVG</u>	<u>ΔT</u>	<u>FLOW</u>	<u>TWATT</u>	<u>BTU</u>	<u>HTRV</u>	<u>HTRA</u>
38:15:00	7:03:00	11-03-2010	106.96	114.42	110.69	7.46	6.80	6891	23512.09	209.34	32.92
38:16:00	7:04:00	11-03-2010	106.96	114.42	110.69	7.46	6.80	6896	23529.15	209.40	32.93
38:17:00	7:05:00	11-03-2010	106.96	114.40	110.68	7.43	6.84	6893	23518.92	209.40	32.92
38:18:00	7:06:00	11-03-2010	106.96	114.45	110.71	7.49	6.80	6895	23525.74	209.46	32.92
38:19:00	7:07:00	11-03-2010	106.96	114.40	110.68	7.43	6.87	6891	23512.09	209.34	32.92
38:20:00	7:08:00	11-03-2010	106.96	114.48	110.72	7.52	6.82	6895	23525.74	209.46	32.92
38:21:00	7:09:00	11-03-2010	106.99	114.48	110.74	7.49	6.75	6893	23518.92	209.40	32.92
38:22:00	7:10:00	11-03-2010	107.02	114.40	110.71	7.38	6.78	6898	23535.98	209.46	32.93
38:23:00	7:11:00	11-03-2010	106.99	114.45	110.72	7.46	6.76	6893	23518.92	209.40	32.92
38:24:00	7:12:00	11-03-2010	106.96	114.42	110.69	7.46	6.79	6896	23529.15	209.34	32.94
38:25:00	7:13:00	11-03-2010	106.99	114.31	110.65	7.32	6.82	6896	23529.15	209.40	32.93
38:26:00	7:14:00	11-03-2010	106.96	114.40	110.68	7.43	6.72	6889	23505.27	209.34	32.91
38:27:00	7:15:00	11-03-2010	106.99	114.45	110.72	7.46	6.77	6891	23512.09	209.40	32.91
38:28:00	7:16:00	11-03-2010	106.96	114.42	110.69	7.46	6.80	6891	23512.09	209.34	32.92
38:29:00	7:17:00	11-03-2010	106.96	114.48	110.72	7.52	6.73	6898	23535.98	209.40	32.94
38:30:00	7:18:00	11-03-2010	107.02	114.48	110.75	7.46	6.80	6894	23522.33	209.34	32.93
38:31:00	7:19:00	11-03-2010	106.99	114.48	110.74	7.49	6.80	6893	23518.92	209.40	32.92
38:32:00	7:20:00	11-03-2010	106.99	114.42	110.71	7.43	6.79	6894	23522.33	209.34	32.93
38:33:00	7:21:00	11-03-2010	106.99	114.42	110.71	7.43	6.80	6895	23525.74	209.46	32.92
38:34:00	7:22:00	11-03-2010	107.02	114.40	110.71	7.38	6.81	6891	23512.09	209.34	32.92
38:35:00	7:23:00	11-03-2010	107.02	114.48	110.75	7.46	6.77	6898	23535.98	209.46	32.93
38:36:00	7:24:00	11-03-2010	107.02	114.48	110.75	7.46	6.83	6889	23505.27	209.34	32.91
38:37:00	7:25:00	11-03-2010	107.02	114.48	110.75	7.46	6.77	6898	23535.98	209.46	32.93
38:38:00	7:26:00	11-03-2010	107.04	114.42	110.73	7.38	6.83	6891	23512.09	209.40	32.91
38:39:00	7:27:00	11-03-2010	107.02	114.42	110.72	7.41	6.80	6900	23542.80	209.46	32.94
38:40:00	7:28:00	11-03-2010	107.02	114.40	110.71	7.38	6.75	6894	23522.33	209.34	32.93
38:41:00	7:29:00	11-03-2010	107.04	114.51	110.78	7.47	6.84	6898	23535.98	209.46	32.93
38:42:00	7:30:00	11-03-2010	107.04	114.45	110.75	7.41	6.83	6895	23525.74	209.46	32.92
38:43:00	7:31:00	11-03-2010	107.04	114.48	110.76	7.44	6.81	6895	23525.74	209.46	32.92
38:44:00	7:32:00	11-03-2010	107.04	114.45	110.75	7.41	6.75	6896	23529.15	209.40	32.93
38:45:00	7:33:00	11-03-2010	107.04	114.45	110.75	7.41	6.82	6895	23525.74	209.46	32.92
38:46:00	7:34:00	11-03-2010	107.04	114.45	110.75	7.41	6.80	6891	23512.09	209.40	32.91
38:47:00	7:35:00	11-03-2010	107.04	114.45	110.75	7.41	6.84	6891	23512.09	209.34	32.92
38:48:00	7:36:00	11-03-2010	107.07	114.48	110.78	7.41	6.75	6893	23518.92	209.40	32.92
38:49:00	7:37:00	11-03-2010	107.07	114.45	110.76	7.38	6.74	6894	23522.33	209.34	32.93
38:50:00	7:38:00	11-03-2010	107.04	114.45	110.75	7.41	6.77	6896	23529.15	209.40	32.93
38:51:00	7:39:00	11-03-2010	107.07	114.45	110.76	7.38	6.77	6894	23522.33	209.34	32.93
38:52:00	7:40:00	11-03-2010	107.04	114.45	110.75	7.41	6.75	6889	23505.27	209.34	32.91
38:53:00	7:41:00	11-03-2010	107.04	114.48	110.76	7.44	6.78	6896	23529.15	209.40	32.93
38:54:00	7:42:00	11-03-2010	107.07	114.45	110.76	7.38	6.75	6898	23535.98	209.46	32.93
38:55:00	7:43:00	11-03-2010	107.10	114.45	110.78	7.36	6.86	6896	23529.15	209.40	32.93
38:56:00	7:44:00	11-03-2010	107.07	114.48	110.78	7.41	6.86	6895	23525.74	209.46	32.92
38:57:00	7:45:00	11-03-2010	107.07	114.54	110.81	7.47	6.83	6891	23512.09	209.34	32.92
38:58:00	7:46:00	11-03-2010	107.07	114.42	110.75	7.35	6.81	6898	23535.98	209.46	32.93
38:59:00	7:47:00	11-03-2010	107.07	114.48	110.78	7.41	6.80	6893	23518.92	209.40	32.92

HEAT OF REJECTION DATA SET:											
<u>DURATION</u>	<u>TIME</u>	<u>DATE</u>	<u>EWT</u>	<u>LWT</u>	<u>T AVG</u>	<u>ΔT</u>	<u>FLOW</u>	<u>TWATT</u>	<u>BTU</u>	<u>HTRV</u>	<u>HTRA</u>
39:00:00	7:48:00	11-03-2010	107.07	114.54	110.81	7.47	6.75	6893	23518.92	209.46	32.91
39:01:00	7:49:00	11-03-2010	107.10	114.48	110.79	7.38	6.78	6896	23529.15	209.34	32.94
39:02:00	7:50:00	11-03-2010	107.07	114.48	110.78	7.41	6.77	6898	23535.98	209.46	32.93
39:03:00	7:51:00	11-03-2010	107.10	114.48	110.79	7.38	6.76	6889	23505.27	209.28	32.92
39:04:00	7:52:00	11-03-2010	107.10	114.51	110.80	7.41	6.75	6893	23518.92	209.46	32.91
39:05:00	7:53:00	11-03-2010	107.12	114.48	110.80	7.36	6.71	6893	23518.92	209.40	32.92
39:06:00	7:54:00	11-03-2010	107.10	114.42	110.76	7.33	6.79	6898	23535.98	209.46	32.93
39:07:00	7:55:00	11-03-2010	107.10	114.42	110.76	7.33	6.83	6894	23522.33	209.34	32.93
39:08:00	7:56:00	11-03-2010	107.10	114.51	110.80	7.41	6.84	6898	23535.98	209.46	32.93
39:09:00	7:57:00	11-03-2010	107.12	114.48	110.80	7.36	6.75	6889	23505.27	209.28	32.92
39:10:00	7:58:00	11-03-2010	107.15	114.48	110.82	7.33	6.77	6891	23512.09	209.40	32.91
39:11:00	7:59:00	11-03-2010	107.12	114.54	110.83	7.42	6.73	6896	23529.15	209.40	32.93
39:12:00	8:00:00	11-03-2010	107.15	114.54	110.84	7.39	6.76	6893	23518.92	209.46	32.91
39:13:00	8:01:00	11-03-2010	107.12	114.54	110.83	7.42	6.77	6892	23515.50	209.28	32.93
39:14:00	8:02:00	11-03-2010	107.12	114.57	110.85	7.44	6.83	6895	23525.74	209.46	32.92
39:15:00	8:03:00	11-03-2010	107.15	114.51	110.83	7.36	6.71	6896	23529.15	209.40	32.93
39:16:00	8:04:00	11-03-2010	107.15	114.57	110.86	7.42	6.80	6896	23529.15	209.40	32.93
39:17:00	8:05:00	11-03-2010	107.12	114.57	110.85	7.44	6.75	6893	23518.92	209.40	32.92
39:18:00	8:06:00	11-03-2010	107.12	114.63	110.87	7.50	6.75	6894	23522.33	209.34	32.93
39:19:00	8:07:00	11-03-2010	107.12	114.48	110.80	7.36	6.69	6898	23535.98	209.46	32.93
39:20:00	8:08:00	11-03-2010	107.10	114.51	110.80	7.41	6.74	6891	23512.09	209.34	32.92
39:21:00	8:09:00	11-03-2010	107.12	114.51	110.82	7.39	6.66	6893	23518.92	209.40	32.92
39:22:00	8:10:00	11-03-2010	107.10	114.54	110.82	7.44	6.73	6891	23512.09	209.34	32.92
39:23:00	8:11:00	11-03-2010	107.12	114.54	110.83	7.42	6.75	6898	23535.98	209.46	32.93
39:24:00	8:12:00	11-03-2010	107.10	114.51	110.80	7.41	6.80	6894	23522.33	209.34	32.93
39:25:00	8:13:00	11-03-2010	107.12	114.48	110.80	7.36	6.79	6893	23518.92	209.46	32.91
39:26:00	8:14:00	11-03-2010	107.12	114.57	110.85	7.44	6.75	6891	23512.09	209.34	32.92
39:27:00	8:15:00	11-03-2010	107.12	114.51	110.82	7.39	6.77	6895	23525.74	209.46	32.92
39:28:00	8:16:00	11-03-2010	107.12	114.54	110.83	7.42	6.76	6894	23522.33	209.34	32.93
39:29:00	8:17:00	11-03-2010	107.10	114.57	110.83	7.47	6.80	6898	23535.98	209.46	32.93
39:30:00	8:18:00	11-03-2010	107.12	114.54	110.83	7.42	6.76	6889	23505.27	209.34	32.91
39:31:00	8:19:00	11-03-2010	107.12	114.51	110.82	7.39	6.81	6898	23535.98	209.46	32.93
39:32:00	8:20:00	11-03-2010	107.12	114.51	110.82	7.39	6.74	6891	23512.09	209.40	32.91
39:33:00	8:21:00	11-03-2010	107.07	114.54	110.81	7.47	6.75	6896	23529.15	209.40	32.93
39:34:00	8:22:00	11-03-2010	107.10	114.51	110.80	7.41	6.80	6893	23518.92	209.40	32.92
39:35:00	8:23:00	11-03-2010	107.10	114.60	110.85	7.50	6.77	6894	23522.33	209.34	32.93
39:36:00	8:24:00	11-03-2010	107.12	114.54	110.83	7.42	6.82	6896	23529.15	209.40	32.93
39:37:00	8:25:00	11-03-2010	107.15	114.65	110.90	7.50	6.72	6894	23522.33	209.34	32.93
39:38:00	8:26:00	11-03-2010	107.15	114.57	110.86	7.42	6.73	6895	23525.74	209.46	32.92
39:39:00	8:27:00	11-03-2010	107.15	114.60	110.87	7.45	6.80	6896	23529.15	209.40	32.93
39:40:00	8:28:00	11-03-2010	107.15	114.57	110.86	7.42	6.77	6891	23512.09	209.34	32.92
39:41:00	8:29:00	11-03-2010	107.15	114.51	110.83	7.36	6.83	6891	23512.09	209.40	32.91
39:42:00	8:30:00	11-03-2010	107.15	114.54	110.84	7.39	6.76	6891	23512.09	209.34	32.92
39:43:00	8:31:00	11-03-2010	107.15	114.57	110.86	7.42	6.68	6893	23518.92	209.40	32.92
39:44:00	8:32:00	11-03-2010	107.15	114.54	110.84	7.39	6.74	6896	23529.15	209.34	32.94

HEAT OF REJECTION DATA SET:											
<u>DURATION</u>	<u>TIME</u>	<u>DATE</u>	<u>EWT</u>	<u>LWT</u>	<u>T AVG</u>	<u>ΔT</u>	<u>FLOW</u>	<u>TWATT</u>	<u>BTU</u>	<u>HTRV</u>	<u>HTRA</u>
39:45:00	8:33:00	11-03-2010	107.15	114.54	110.84	7.39	6.75	6895	23525.74	209.52	32.91
39:46:00	8:34:00	11-03-2010	107.15	114.57	110.86	7.42	6.69	6898	23535.98	209.40	32.94
39:47:00	8:35:00	11-03-2010	107.15	114.63	110.89	7.47	6.80	6896	23529.15	209.40	32.93
39:48:00	8:36:00	11-03-2010	107.15	114.54	110.84	7.39	6.78	6900	23542.80	209.52	32.93
39:49:00	8:37:00	11-03-2010	107.18	114.65	110.92	7.48	6.72	6891	23512.09	209.34	32.92
39:50:00	8:38:00	11-03-2010	107.15	114.63	110.89	7.47	6.81	6893	23518.92	209.40	32.92
39:51:00	8:39:00	11-03-2010	107.15	114.57	110.86	7.42	6.80	6896	23529.15	209.40	32.93
39:52:00	8:40:00	11-03-2010	107.15	114.57	110.86	7.42	6.75	6898	23535.98	209.46	32.93
39:53:00	8:41:00	11-03-2010	107.15	114.63	110.89	7.47	6.77	6896	23529.15	209.40	32.93
39:54:00	8:42:00	11-03-2010	107.15	114.63	110.89	7.47	6.74	6894	23522.33	209.34	32.93
39:55:00	8:43:00	11-03-2010	107.15	114.65	110.90	7.50	6.72	6896	23529.15	209.40	32.93
39:56:00	8:44:00	11-03-2010	107.15	114.51	110.83	7.36	6.78	6893	23518.92	209.40	32.92
39:57:00	8:45:00	11-03-2010	107.18	114.57	110.87	7.39	6.81	6895	23525.74	209.46	32.92
39:58:00	8:46:00	11-03-2010	107.18	114.54	110.86	7.36	6.83	6889	23505.27	209.34	32.91
39:59:00	8:47:00	11-03-2010	107.18	114.57	110.87	7.39	6.76	6894	23522.33	209.34	32.93
40:00:00	8:48:00	11-03-2010	107.20	114.60	110.90	7.39	6.78	6896	23529.15	209.40	32.93
40:01:00	8:49:00	11-03-2010	107.18	114.60	110.89	7.42	6.83	6894	23522.33	209.34	32.93
40:02:00	8:50:00	11-03-2010	107.20	114.65	110.93	7.45	6.74	6893	23518.92	209.40	32.92
40:03:00	8:51:00	11-03-2010	107.20	114.68	110.94	7.48	6.77	6894	23522.33	209.34	32.93
40:04:00	8:52:00	11-03-2010	107.20	114.60	110.90	7.39	6.78	6898	23535.98	209.46	32.93
40:05:00	8:53:00	11-03-2010	107.20	114.63	110.91	7.42	6.78	6896	23529.15	209.34	32.94
40:06:00	8:54:00	11-03-2010	107.23	114.63	110.93	7.40	6.74	6893	23518.92	209.46	32.91
40:07:00	8:55:00	11-03-2010	107.23	114.60	110.91	7.37	6.77	6896	23529.15	209.40	32.93
40:08:00	8:56:00	11-03-2010	107.23	114.65	110.94	7.42	6.75	6895	23525.74	209.46	32.92
40:09:00	8:57:00	11-03-2010	107.23	114.71	110.97	7.48	6.69	6898	23535.98	209.40	32.94
40:10:00	8:58:00	11-03-2010	107.23	114.65	110.94	7.42	6.77	6891	23512.09	209.34	32.92
40:11:00	8:59:00	11-03-2010	107.23	114.63	110.93	7.40	6.80	6891	23512.09	209.40	32.91
40:12:00	9:00:00	11-03-2010	107.20	114.65	110.93	7.45	6.74	6894	23522.33	209.34	32.93
40:13:00	9:01:00	11-03-2010	107.20	114.65	110.93	7.45	6.77	6896	23529.15	209.40	32.93
40:14:00	9:02:00	11-03-2010	107.18	114.74	110.96	7.56	6.80	6894	23522.33	209.34	32.93
40:15:00	9:03:00	11-03-2010	107.15	114.60	110.87	7.45	6.73	6893	23518.92	209.46	32.91
40:16:00	9:04:00	11-03-2010	107.18	114.68	110.93	7.51	6.72	6891	23512.09	209.34	32.92
40:17:00	9:05:00	11-03-2010	107.18	114.65	110.92	7.48	6.77	6895	23525.74	209.46	32.92
40:18:00	9:06:00	11-03-2010	107.20	114.65	110.93	7.45	6.77	6898	23535.98	209.40	32.94
40:19:00	9:07:00	11-03-2010	107.18	114.71	110.94	7.53	6.82	6898	23535.98	209.46	32.93
40:20:00	9:08:00	11-03-2010	107.18	114.65	110.92	7.48	6.77	6893	23518.92	209.40	32.92
40:21:00	9:09:00	11-03-2010	107.18	114.65	110.92	7.48	6.72	6893	23518.92	209.40	32.92
40:22:00	9:10:00	11-03-2010	107.18	114.63	110.90	7.45	6.73	6898	23535.98	209.46	32.93
40:23:00	9:11:00	11-03-2010	107.18	114.68	110.93	7.51	6.75	6891	23512.09	209.34	32.92
40:24:00	9:12:00	11-03-2010	107.18	114.63	110.90	7.45	6.78	6895	23525.74	209.46	32.92
40:25:00	9:13:00	11-03-2010	107.18	114.68	110.93	7.51	6.76	6894	23522.33	209.34	32.93
40:26:00	9:14:00	11-03-2010	107.23	114.63	110.93	7.40	6.76	6895	23525.74	209.46	32.92
40:27:00	9:15:00	11-03-2010	107.20	114.74	110.97	7.54	6.80	6893	23518.92	209.40	32.92
40:28:00	9:16:00	11-03-2010	107.23	114.65	110.94	7.42	6.77	6895	23525.74	209.46	32.92
40:29:00	9:17:00	11-03-2010	107.23	114.74	110.98	7.51	6.76	6896	23529.15	209.40	32.93

HEAT OF REJECTION DATA SET:											
<u>DURATION</u>	<u>TIME</u>	<u>DATE</u>	<u>EWT</u>	<u>LWT</u>	<u>T AVG</u>	<u>ΔT</u>	<u>FLOW</u>	<u>TWATT</u>	<u>BTU</u>	<u>HTRV</u>	<u>HTRA</u>
40:30:00	9:18:00	11-03-2010	107.20	114.68	110.94	7.48	6.77	6893	23518.92	209.40	32.92
40:31:00	9:19:00	11-03-2010	107.26	114.77	111.01	7.51	6.66	6893	23518.92	209.46	32.91
40:32:00	9:20:00	11-03-2010	107.23	114.63	110.93	7.40	6.74	6896	23529.15	209.40	32.93
40:33:00	9:21:00	11-03-2010	107.23	114.68	110.96	7.45	6.75	6896	23529.15	209.40	32.93
40:34:00	9:22:00	11-03-2010	107.20	114.65	110.93	7.45	6.80	6891	23512.09	209.34	32.92
40:35:00	9:23:00	11-03-2010	107.23	114.74	110.98	7.51	6.76	6895	23525.74	209.46	32.92
40:36:00	9:24:00	11-03-2010	107.23	114.77	111.00	7.54	6.75	6893	23518.92	209.40	32.92
40:37:00	9:25:00	11-03-2010	107.26	114.74	111.00	7.48	6.82	6893	23518.92	209.46	32.91
40:38:00	9:26:00	11-03-2010	107.23	114.65	110.94	7.42	6.77	6896	23529.15	209.40	32.93
40:39:00	9:27:00	11-03-2010	107.26	114.71	110.98	7.46	6.76	6894	23522.33	209.34	32.93
40:40:00	9:28:00	11-03-2010	107.26	114.77	111.01	7.51	6.83	6889	23505.27	209.34	32.91
40:41:00	9:29:00	11-03-2010	107.26	114.77	111.01	7.51	6.77	6900	23542.80	209.46	32.94
40:42:00	9:30:00	11-03-2010	107.26	114.71	110.98	7.46	6.80	6898	23535.98	209.46	32.93
40:43:00	9:31:00	11-03-2010	107.26	114.65	110.96	7.40	6.81	6893	23518.92	209.40	32.92
40:44:00	9:32:00	11-03-2010	107.26	114.68	110.97	7.43	6.77	6893	23518.92	209.40	32.92
40:45:00	9:33:00	11-03-2010	107.23	114.68	110.96	7.45	6.79	6898	23535.98	209.40	32.94
40:46:00	9:34:00	11-03-2010	107.23	114.68	110.96	7.45	6.83	6900	23542.80	209.46	32.94
40:47:00	9:35:00	11-03-2010	107.23	114.65	110.94	7.42	6.71	6895	23525.74	209.46	32.92
40:48:00	9:36:00	11-03-2010	107.26	114.68	110.97	7.43	6.77	6900	23542.80	209.46	32.94
40:49:00	9:37:00	11-03-2010	107.23	114.68	110.96	7.45	6.83	6896	23529.15	209.40	32.93
40:50:00	9:38:00	11-03-2010	107.23	114.65	110.94	7.42	6.82	6891	23512.09	209.34	32.92
40:51:00	9:39:00	11-03-2010	107.26	114.71	110.98	7.46	6.72	6893	23518.92	209.40	32.92
40:52:00	9:40:00	11-03-2010	107.26	114.65	110.96	7.40	6.80	6893	23518.92	209.40	32.92
40:53:00	9:41:00	11-03-2010	107.26	114.63	110.94	7.37	6.77	6893	23518.92	209.46	32.91
40:54:00	9:42:00	11-03-2010	107.26	114.77	111.01	7.51	6.76	6896	23529.15	209.40	32.93
40:55:00	9:43:00	11-03-2010	107.26	114.71	110.98	7.46	6.77	6891	23512.09	209.40	32.91
40:56:00	9:44:00	11-03-2010	107.26	114.68	110.97	7.43	6.77	6900	23542.80	209.46	32.94
40:57:00	9:45:00	11-03-2010	107.26	114.74	111.00	7.48	6.83	6896	23529.15	209.40	32.93
40:58:00	9:46:00	11-03-2010	107.26	114.71	110.98	7.46	6.80	6898	23535.98	209.46	32.93
40:59:00	9:47:00	11-03-2010	107.26	114.74	111.00	7.48	6.79	6898	23535.98	209.46	32.93
41:00:00	9:48:00	11-03-2010	107.26	114.68	110.97	7.43	6.78	6893	23518.92	209.40	32.92
41:01:00	9:49:00	11-03-2010	107.26	114.74	111.00	7.48	6.81	6889	23505.27	209.34	32.91
41:02:00	9:50:00	11-03-2010	107.26	114.80	111.03	7.54	6.77	6893	23518.92	209.40	32.92
41:03:00	9:51:00	11-03-2010	107.28	114.71	111.00	7.43	6.75	6896	23529.15	209.40	32.93
41:04:00	9:52:00	11-03-2010	107.26	114.74	111.00	7.48	6.81	6893	23518.92	209.40	32.92
41:05:00	9:53:00	11-03-2010	107.26	114.71	110.98	7.46	6.75	6894	23522.33	209.34	32.93
41:06:00	9:54:00	11-03-2010	107.26	114.74	111.00	7.48	6.72	6895	23525.74	209.46	32.92
41:07:00	9:55:00	11-03-2010	107.26	114.71	110.98	7.46	6.83	6896	23529.15	209.34	32.94
41:08:00	9:56:00	11-03-2010	107.26	114.74	111.00	7.48	6.83	6895	23525.74	209.46	32.92
41:09:00	9:57:00	11-03-2010	107.28	114.65	110.97	7.37	6.82	6891	23512.09	209.34	32.92
41:10:00	9:58:00	11-03-2010	107.26	114.77	111.01	7.51	6.80	6900	23542.80	209.52	32.93
41:11:00	9:59:00	11-03-2010	107.28	114.74	111.01	7.46	6.82	6891	23512.09	209.34	32.92
41:12:00	10:00:00	11-03-2010	107.34	114.71	111.02	7.38	6.77	6898	23535.98	209.46	32.93
41:13:00	10:01:00	11-03-2010	107.31	114.71	111.01	7.40	6.81	6893	23518.92	209.40	32.92
41:14:00	10:02:00	11-03-2010	107.34	114.77	111.05	7.43	6.80	6898	23535.98	209.46	32.93

HEAT OF REJECTION DATA SET:											
<u>DURATION</u>	<u>TIME</u>	<u>DATE</u>	<u>EWT</u>	<u>LWT</u>	<u>T AVG</u>	<u>ΔT</u>	<u>FLOW</u>	<u>TWATT</u>	<u>BTU</u>	<u>HTRV</u>	<u>HTRA</u>
41:15:00	10:03:00	11-03-2010	107.34	114.74	111.04	7.40	6.84	6898	23535.98	209.46	32.93
41:16:00	10:04:00	11-03-2010	107.31	114.77	111.04	7.46	6.80	6896	23529.15	209.40	32.93
41:17:00	10:05:00	11-03-2010	107.34	114.77	111.05	7.43	6.74	6893	23518.92	209.40	32.92
41:18:00	10:06:00	11-03-2010	107.34	114.74	111.04	7.40	6.80	6896	23529.15	209.40	32.93
41:19:00	10:07:00	11-03-2010	107.34	114.77	111.05	7.43	6.78	6893	23518.92	209.40	32.92
41:20:00	10:08:00	11-03-2010	107.36	114.68	111.02	7.32	6.76	6896	23529.15	209.40	32.93
41:21:00	10:09:00	11-03-2010	107.34	114.86	111.10	7.52	6.72	6896	23529.15	209.40	32.93
41:22:00	10:10:00	11-03-2010	107.31	114.77	111.04	7.46	6.78	6891	23512.09	209.34	32.92
41:23:00	10:11:00	11-03-2010	107.31	114.77	111.04	7.46	6.78	6895	23525.74	209.46	32.92
41:24:00	10:12:00	11-03-2010	107.34	114.74	111.04	7.40	6.77	6893	23518.92	209.40	32.92
41:25:00	10:13:00	11-03-2010	107.31	114.77	111.04	7.46	6.77	6898	23535.98	209.46	32.93
41:26:00	10:14:00	11-03-2010	107.36	114.77	111.07	7.41	6.72	6891	23512.09	209.34	32.92
41:27:00	10:15:00	11-03-2010	107.34	114.77	111.05	7.43	6.76	6893	23518.92	209.40	32.92
41:28:00	10:16:00	11-03-2010	107.31	114.77	111.04	7.46	6.78	6894	23522.33	209.34	32.93
41:29:00	10:17:00	11-03-2010	107.36	114.74	111.05	7.38	6.82	6893	23518.92	209.40	32.92
41:30:00	10:18:00	11-03-2010	107.36	114.77	111.07	7.41	6.77	6891	23512.09	209.34	32.92
41:31:00	10:19:00	11-03-2010	107.34	114.77	111.05	7.43	6.82	6895	23525.74	209.46	32.92
41:32:00	10:20:00	11-03-2010	107.36	114.77	111.07	7.41	6.77	6891	23512.09	209.34	32.92
41:33:00	10:21:00	11-03-2010	107.34	114.74	111.04	7.40	6.75	6895	23525.74	209.46	32.92
41:34:00	10:22:00	11-03-2010	107.36	114.83	111.09	7.46	6.75	6894	23522.33	209.34	32.93
41:35:00	10:23:00	11-03-2010	107.36	114.80	111.08	7.44	6.82	6893	23518.92	209.40	32.92
41:36:00	10:24:00	11-03-2010	107.36	114.80	111.08	7.44	6.85	6894	23522.33	209.34	32.93
41:37:00	10:25:00	11-03-2010	107.36	114.80	111.08	7.44	6.86	6897	23532.56	209.52	32.92
41:38:00	10:26:00	11-03-2010	107.36	114.88	111.12	7.52	6.80	6892	23515.50	209.28	32.93
41:39:00	10:27:00	11-03-2010	107.36	114.83	111.09	7.46	6.80	6900	23542.80	209.52	32.93
41:40:00	10:28:00	11-03-2010	107.36	114.88	111.12	7.52	6.83	6893	23518.92	209.40	32.92
41:41:00	10:29:00	11-03-2010	107.39	114.86	111.12	7.47	6.74	6893	23518.92	209.46	32.91
41:42:00	10:30:00	11-03-2010	107.39	114.83	111.11	7.44	6.79	6891	23512.09	209.34	32.92
41:43:00	10:31:00	11-03-2010	107.36	114.77	111.07	7.41	6.79	6895	23525.74	209.46	32.92
41:44:00	10:32:00	11-03-2010	107.36	114.80	111.08	7.44	6.80	6894	23522.33	209.34	32.93
41:45:00	10:33:00	11-03-2010	107.39	114.83	111.11	7.44	6.80	6898	23535.98	209.46	32.93
41:46:00	10:34:00	11-03-2010	107.36	114.77	111.07	7.41	6.78	6894	23522.33	209.34	32.93
41:47:00	10:35:00	11-03-2010	107.36	114.88	111.12	7.52	6.86	6898	23535.98	209.46	32.93
41:48:00	10:36:00	11-03-2010	107.36	114.83	111.09	7.46	6.78	6894	23522.33	209.34	32.93
41:49:00	10:37:00	11-03-2010	107.36	114.91	111.14	7.55	6.77	6895	23525.74	209.46	32.92
41:50:00	10:38:00	11-03-2010	107.36	114.77	111.07	7.41	6.76	6898	23535.98	209.40	32.94
41:51:00	10:39:00	11-03-2010	107.39	114.80	111.09	7.41	6.80	6893	23518.92	209.46	32.91
41:52:00	10:40:00	11-03-2010	107.39	114.80	111.09	7.41	6.74	6896	23529.15	209.40	32.93
41:53:00	10:41:00	11-03-2010	107.39	114.88	111.14	7.49	6.83	6895	23525.74	209.46	32.92
41:54:00	10:42:00	11-03-2010	107.39	114.88	111.14	7.49	6.80	6891	23512.09	209.34	32.92
41:55:00	10:43:00	11-03-2010	107.39	114.80	111.09	7.41	6.82	6891	23512.09	209.40	32.91
41:56:00	10:44:00	11-03-2010	107.39	114.86	111.12	7.47	6.78	6891	23512.09	209.34	32.92
41:57:00	10:45:00	11-03-2010	107.42	114.88	111.15	7.47	6.77	6895	23525.74	209.46	32.92
41:58:00	10:46:00	11-03-2010	107.39	114.77	111.08	7.38	6.83	6891	23512.09	209.34	32.92
41:59:00	10:47:00	11-03-2010	107.42	114.77	111.09	7.35	6.86	6895	23525.74	209.46	32.92

HEAT OF REJECTION DATA SET:											
<u>DURATION</u>	<u>TIME</u>	<u>DATE</u>	<u>EWT</u>	<u>LWT</u>	<u>T AVG</u>	<u>ΔT</u>	<u>FLOW</u>	<u>TWATT</u>	<u>BTU</u>	<u>HTRV</u>	<u>HTRA</u>
42:00:00	10:48:00	11-03-2010	107.44	114.86	111.15	7.41	6.77	6894	23522.33	209.34	32.93
42:01:00	10:49:00	11-03-2010	107.42	114.91	111.16	7.50	6.83	6895	23525.74	209.46	32.92
42:02:00	10:50:00	11-03-2010	107.39	114.80	111.09	7.41	6.80	6889	23505.27	209.28	32.92
42:03:00	10:51:00	11-03-2010	107.42	114.83	111.12	7.41	6.77	6900	23542.80	209.52	32.93
42:04:00	10:52:00	11-03-2010	107.42	114.86	111.14	7.44	6.66	6896	23529.15	209.40	32.93
42:05:00	10:53:00	11-03-2010	107.42	114.83	111.12	7.41	6.76	6889	23505.27	209.34	32.91
42:06:00	10:54:00	11-03-2010	107.44	114.88	111.16	7.44	6.80	6894	23522.33	209.34	32.93
42:07:00	10:55:00	11-03-2010	107.44	114.86	111.15	7.41	6.82	6895	23525.74	209.46	32.92
42:08:00	10:56:00	11-03-2010	107.44	114.88	111.16	7.44	6.79	6891	23512.09	209.34	32.92
42:09:00	10:57:00	11-03-2010	107.44	114.86	111.15	7.41	6.77	6893	23518.92	209.46	32.91
42:10:00	10:58:00	11-03-2010	107.44	114.88	111.16	7.44	6.77	6896	23529.15	209.40	32.93
42:11:00	10:59:00	11-03-2010	107.47	114.88	111.18	7.42	6.76	6889	23505.27	209.34	32.91
42:12:00	11:00:00	11-03-2010	107.44	114.88	111.16	7.44	6.81	6896	23529.15	209.40	32.93
42:13:00	11:01:00	11-03-2010	107.47	115.00	111.23	7.53	6.83	6893	23518.92	209.40	32.92
42:14:00	11:02:00	11-03-2010	107.47	114.88	111.18	7.42	6.76	6891	23512.09	209.34	32.92
42:15:00	11:03:00	11-03-2010	107.44	114.86	111.15	7.41	6.77	6893	23518.92	209.46	32.91
42:16:00	11:04:00	11-03-2010	107.44	114.86	111.15	7.41	6.82	6893	23518.92	209.40	32.92
42:17:00	11:05:00	11-03-2010	107.47	114.88	111.18	7.42	6.87	6896	23529.15	209.40	32.93
42:18:00	11:06:00	11-03-2010	107.47	114.88	111.18	7.42	6.75	6894	23522.33	209.34	32.93
42:19:00	11:07:00	11-03-2010	107.47	114.94	111.20	7.47	6.80	6893	23518.92	209.40	32.92
42:20:00	11:08:00	11-03-2010	107.47	114.88	111.18	7.42	6.87	6893	23518.92	209.40	32.92
42:21:00	11:09:00	11-03-2010	107.50	114.88	111.19	7.39	6.79	6891	23512.09	209.40	32.91
42:22:00	11:10:00	11-03-2010	107.50	114.94	111.22	7.45	6.80	6889	23505.27	209.34	32.91
42:23:00	11:11:00	11-03-2010	107.47	114.91	111.19	7.44	6.82	6896	23529.15	209.40	32.93
42:24:00	11:12:00	11-03-2010	107.50	115.00	111.25	7.50	6.74	6898	23535.98	209.46	32.93
42:25:00	11:13:00	11-03-2010	107.50	114.88	111.19	7.39	6.82	6889	23505.27	209.34	32.91
42:26:00	11:14:00	11-03-2010	107.50	114.88	111.19	7.39	6.77	6891	23512.09	209.40	32.91
42:27:00	11:15:00	11-03-2010	107.50	114.88	111.19	7.39	6.85	6894	23522.33	209.34	32.93
42:28:00	11:16:00	11-03-2010	107.52	114.91	111.22	7.39	6.80	6898	23535.98	209.46	32.93
42:29:00	11:17:00	11-03-2010	107.47	114.88	111.18	7.42	6.84	6889	23505.27	209.34	32.91
42:30:00	11:18:00	11-03-2010	107.50	114.88	111.19	7.39	6.86	6893	23518.92	209.40	32.92
42:31:00	11:19:00	11-03-2010	107.52	114.88	111.20	7.36	6.80	6891	23512.09	209.34	32.92
42:32:00	11:20:00	11-03-2010	107.52	114.91	111.22	7.39	6.84	6887	23498.44	209.28	32.91
42:33:00	11:21:00	11-03-2010	107.50	114.94	111.22	7.45	6.80	6896	23529.15	209.40	32.93
42:34:00	11:22:00	11-03-2010	107.55	114.88	111.22	7.34	6.89	6894	23522.33	209.34	32.93
42:35:00	11:23:00	11-03-2010	107.55	114.94	111.24	7.39	6.85	6898	23535.98	209.46	32.93
42:36:00	11:24:00	11-03-2010	107.52	114.91	111.22	7.39	6.86	6891	23512.09	209.34	32.92
42:37:00	11:25:00	11-03-2010	107.52	114.94	111.23	7.42	6.84	6893	23518.92	209.40	32.92
42:38:00	11:26:00	11-03-2010	107.58	114.97	111.27	7.39	6.75	6893	23518.92	209.40	32.92
42:39:00	11:27:00	11-03-2010	107.58	114.88	111.23	7.31	6.84	6891	23512.09	209.34	32.92
42:40:00	11:28:00	11-03-2010	107.58	114.97	111.27	7.39	6.84	6888	23501.86	209.40	32.89
42:41:00	11:29:00	11-03-2010	107.58	114.97	111.27	7.39	6.87	6889	23505.27	209.34	32.91
42:42:00	11:30:00	11-03-2010	107.58	114.94	111.26	7.37	6.91	6891	23512.09	209.34	32.92
42:43:00	11:31:00	11-03-2010	107.58	114.91	111.24	7.34	6.86	6889	23505.27	209.34	32.91
42:44:00	11:32:00	11-03-2010	107.58	114.88	111.23	7.31	6.82	6891	23512.09	209.34	32.92

HEAT OF REJECTION DATA SET:											
<u>DURATION</u>	<u>TIME</u>	<u>DATE</u>	<u>EWT</u>	<u>LWT</u>	<u>T AVG</u>	<u>ΔT</u>	<u>FLOW</u>	<u>TWATT</u>	<u>BTU</u>	<u>HTRV</u>	<u>HTRA</u>
42:45:00	11:33:00	11-03-2010	107.60	114.94	111.27	7.34	6.86	6891	23512.09	209.40	32.91
42:46:00	11:34:00	11-03-2010	107.60	114.91	111.26	7.31	6.83	6889	23505.27	209.34	32.91
42:47:00	11:35:00	11-03-2010	107.60	114.97	111.29	7.37	6.77	6891	23512.09	209.34	32.92
42:48:00	11:36:00	11-03-2010	107.58	114.97	111.27	7.39	6.88	6891	23512.09	209.34	32.92
42:49:00	11:37:00	11-03-2010	107.58	114.97	111.27	7.39	6.82	6894	23522.33	209.34	32.93
42:50:00	11:38:00	11-03-2010	107.58	114.97	111.27	7.39	6.87	6891	23512.09	209.34	32.92
42:51:00	11:39:00	11-03-2010	107.58	115.00	111.29	7.42	6.81	6896	23529.15	209.40	32.93
42:52:00	11:40:00	11-03-2010	107.58	115.00	111.29	7.42	6.84	6891	23512.09	209.34	32.92
42:53:00	11:41:00	11-03-2010	107.60	115.00	111.30	7.40	6.75	6893	23518.92	209.40	32.92
42:54:00	11:42:00	11-03-2010	107.58	114.88	111.23	7.31	6.83	6898	23535.98	209.46	32.93
42:55:00	11:43:00	11-03-2010	107.60	114.91	111.26	7.31	6.83	6894	23522.33	209.34	32.93
42:56:00	11:44:00	11-03-2010	107.60	114.97	111.29	7.37	6.82	6889	23505.27	209.34	32.91
42:57:00	11:45:00	11-03-2010	107.60	115.09	111.34	7.48	6.77	6893	23518.92	209.40	32.92
42:58:00	11:46:00	11-03-2010	107.63	115.00	111.31	7.37	6.84	6894	23522.33	209.34	32.93
42:59:00	11:47:00	11-03-2010	107.66	114.97	111.31	7.31	6.88	6891	23512.09	209.34	32.92
43:00:00	11:48:00	11-03-2010	107.63	114.97	111.30	7.34	6.91	6896	23529.15	209.40	32.93
43:01:00	11:49:00	11-03-2010	107.66	115.00	111.33	7.34	6.93	6889	23505.27	209.28	32.92
43:02:00	11:50:00	11-03-2010	107.66	115.06	111.36	7.40	6.81	6894	23522.33	209.34	32.93
43:03:00	11:51:00	11-03-2010	107.66	115.00	111.33	7.34	6.82	6893	23518.92	209.40	32.92
43:04:00	11:52:00	11-03-2010	107.66	115.00	111.33	7.34	6.80	6892	23515.50	209.28	32.93
43:05:00	11:53:00	11-03-2010	107.66	114.97	111.31	7.31	6.84	6893	23518.92	209.40	32.92
43:06:00	11:54:00	11-03-2010	107.66	115.06	111.36	7.40	6.77	6891	23512.09	209.34	32.92
43:07:00	11:55:00	11-03-2010	107.66	115.00	111.33	7.34	6.81	6889	23505.27	209.28	32.92
43:08:00	11:56:00	11-03-2010	107.66	115.06	111.36	7.40	6.79	6894	23522.33	209.34	32.93
43:09:00	11:57:00	11-03-2010	107.68	114.97	111.33	7.29	6.89	6893	23518.92	209.40	32.92
43:10:00	11:58:00	11-03-2010	107.66	115.00	111.33	7.34	6.87	6892	23515.50	209.28	32.93
43:11:00	11:59:00	11-03-2010	107.66	115.03	111.34	7.37	6.86	6893	23518.92	209.40	32.92
43:12:00	12:00:00	11-03-2010	107.63	115.00	111.31	7.37	6.77	6891	23512.09	209.34	32.92
43:13:00	12:01:00	11-03-2010	107.66	115.09	111.37	7.43	6.82	6894	23522.33	209.34	32.93
43:14:00	12:02:00	11-03-2010	107.63	115.03	111.33	7.40	6.86	6889	23505.27	209.34	32.91
43:15:00	12:03:00	11-03-2010	107.60	115.06	111.33	7.45	6.86	6889	23505.27	209.34	32.91
43:16:00	12:04:00	11-03-2010	107.60	115.00	111.30	7.40	6.84	6894	23522.33	209.34	32.93
43:17:00	12:05:00	11-03-2010	107.63	115.00	111.31	7.37	6.88	6891	23512.09	209.34	32.92
43:18:00	12:06:00	11-03-2010	107.66	115.00	111.33	7.34	6.89	6894	23522.33	209.34	32.93
43:19:00	12:07:00	11-03-2010	107.60	115.11	111.36	7.51	6.84	6893	23518.92	209.40	32.92
43:20:00	12:08:00	11-03-2010	107.63	115.00	111.31	7.37	6.82	6896	23529.15	209.40	32.93
43:21:00	12:09:00	11-03-2010	107.63	115.09	111.36	7.46	6.78	6896	23529.15	209.34	32.94
43:22:00	12:10:00	11-03-2010	107.63	115.09	111.36	7.46	6.77	6889	23505.27	209.28	32.92
43:23:00	12:11:00	11-03-2010	107.63	115.09	111.36	7.46	6.83	6895	23525.74	209.46	32.92
43:24:00	12:12:00	11-03-2010	107.68	115.06	111.37	7.38	6.85	6896	23529.15	209.34	32.94
43:25:00	12:13:00	11-03-2010	107.68	115.03	111.35	7.35	6.88	6896	23529.15	209.40	32.93
43:26:00	12:14:00	11-03-2010	107.68	115.03	111.35	7.35	6.83	6896	23529.15	209.40	32.93
43:27:00	12:15:00	11-03-2010	107.68	115.09	111.38	7.40	6.83	6894	23522.33	209.34	32.93
43:28:00	12:16:00	11-03-2010	107.66	115.00	111.33	7.34	6.83	6891	23512.09	209.34	32.92
43:29:00	12:17:00	11-03-2010	107.68	115.06	111.37	7.38	6.86	6894	23522.33	209.34	32.93

HEAT OF REJECTION DATA SET:											
<u>DURATION</u>	<u>TIME</u>	<u>DATE</u>	<u>EWT</u>	<u>LWT</u>	<u>T AVG</u>	<u>ΔT</u>	<u>FLOW</u>	<u>TWATT</u>	<u>BTU</u>	<u>HTRV</u>	<u>HTRA</u>
43:30:00	12:18:00	11-03-2010	107.68	115.11	111.40	7.43	6.80	6891	23512.09	209.34	32.92
43:31:00	12:19:00	11-03-2010	107.68	115.03	111.35	7.35	6.83	6889	23505.27	209.28	32.92
43:32:00	12:20:00	11-03-2010	107.68	115.00	111.34	7.32	6.87	6891	23512.09	209.34	32.92
43:33:00	12:21:00	11-03-2010	107.68	115.17	111.43	7.49	6.86	6891	23512.09	209.34	32.92
43:34:00	12:22:00	11-03-2010	107.68	115.11	111.40	7.43	6.89	6891	23512.09	209.34	32.92
43:35:00	12:23:00	11-03-2010	107.68	115.09	111.38	7.40	6.86	6896	23529.15	209.40	32.93
43:36:00	12:24:00	11-03-2010	107.68	115.03	111.35	7.35	6.85	6893	23518.92	209.40	32.92
43:37:00	12:25:00	11-03-2010	107.68	115.09	111.38	7.40	6.86	6894	23522.33	209.34	32.93
43:38:00	12:26:00	11-03-2010	107.68	115.14	111.41	7.46	6.86	6898	23535.98	209.46	32.93
43:39:00	12:27:00	11-03-2010	107.71	115.09	111.40	7.38	6.87	6898	23535.98	209.46	32.93
43:40:00	12:28:00	11-03-2010	107.71	115.09	111.40	7.38	6.84	6894	23522.33	209.34	32.93
43:41:00	12:29:00	11-03-2010	107.68	115.09	111.38	7.40	6.82	6898	23535.98	209.40	32.94
43:42:00	12:30:00	11-03-2010	107.71	115.06	111.38	7.35	6.87	6891	23512.09	209.34	32.92
43:43:00	12:31:00	11-03-2010	107.71	115.09	111.40	7.38	6.80	6894	23522.33	209.34	32.93
43:44:00	12:32:00	11-03-2010	107.68	115.09	111.38	7.40	6.84	6896	23529.15	209.40	32.93
43:45:00	12:33:00	11-03-2010	107.71	115.17	111.44	7.46	6.82	6896	23529.15	209.40	32.93
43:46:00	12:34:00	11-03-2010	107.71	115.11	111.41	7.41	6.83	6891	23512.09	209.34	32.92
43:47:00	12:35:00	11-03-2010	107.71	115.11	111.41	7.41	6.78	6893	23518.92	209.40	32.92
43:48:00	12:36:00	11-03-2010	107.73	115.03	111.38	7.29	6.83	6893	23518.92	209.40	32.92
43:49:00	12:37:00	11-03-2010	107.76	115.09	111.42	7.32	6.86	6891	23512.09	209.34	32.92
43:50:00	12:38:00	11-03-2010	107.71	115.11	111.41	7.41	6.86	6891	23512.09	209.34	32.92
43:51:00	12:39:00	11-03-2010	107.73	115.14	111.44	7.41	6.78	6891	23512.09	209.34	32.92
43:52:00	12:40:00	11-03-2010	107.73	115.11	111.42	7.38	6.84	6893	23518.92	209.46	32.91
43:53:00	12:41:00	11-03-2010	107.73	115.14	111.44	7.41	6.81	6891	23512.09	209.34	32.92
43:54:00	12:42:00	11-03-2010	107.71	115.06	111.38	7.35	6.80	6893	23518.92	209.40	32.92
43:55:00	12:43:00	11-03-2010	107.73	115.11	111.42	7.38	6.83	6893	23518.92	209.40	32.92
43:56:00	12:44:00	11-03-2010	107.73	115.09	111.41	7.35	6.83	6896	23529.15	209.40	32.93
43:57:00	12:45:00	11-03-2010	107.76	115.11	111.44	7.35	6.77	6894	23522.33	209.34	32.93
43:58:00	12:46:00	11-03-2010	107.73	115.11	111.42	7.38	6.76	6889	23505.27	209.34	32.91
43:59:00	12:47:00	11-03-2010	107.76	115.11	111.44	7.35	6.82	6891	23512.09	209.34	32.92
44:00:00	12:48:00	11-03-2010	107.79	115.20	111.49	7.41	6.86	6887	23498.44	209.28	32.91
44:01:00	12:49:00	11-03-2010	107.76	115.11	111.44	7.35	6.77	6891	23512.09	209.34	32.92
44:02:00	12:50:00	11-03-2010	107.76	115.17	111.47	7.41	6.77	6893	23518.92	209.40	32.92
44:03:00	12:51:00	11-03-2010	107.79	115.11	111.45	7.33	6.75	6893	23518.92	209.40	32.92
44:04:00	12:52:00	11-03-2010	107.76	115.09	111.42	7.32	6.73	6891	23512.09	209.34	32.92
44:05:00	12:53:00	11-03-2010	107.79	115.17	111.48	7.38	6.83	6896	23529.15	209.34	32.94
44:06:00	12:54:00	11-03-2010	107.76	115.14	111.45	7.38	6.90	6888	23501.86	209.40	32.89
44:07:00	12:55:00	11-03-2010	107.79	115.14	111.47	7.35	6.80	6889	23505.27	209.34	32.91
44:08:00	12:56:00	11-03-2010	107.79	115.17	111.48	7.38	6.83	6892	23515.50	209.28	32.93
44:09:00	12:57:00	11-03-2010	107.79	115.23	111.51	7.44	6.80	6896	23529.15	209.34	32.94
44:10:00	12:58:00	11-03-2010	107.81	115.11	111.46	7.30	6.82	6891	23512.09	209.34	32.92
44:11:00	12:59:00	11-03-2010	107.79	115.11	111.45	7.33	6.83	6894	23522.33	209.34	32.93
44:12:00	13:00:00	11-03-2010	107.79	115.11	111.45	7.33	6.79	6891	23512.09	209.34	32.92
44:13:00	13:01:00	11-03-2010	107.79	115.26	111.52	7.47	6.83	6889	23505.27	209.28	32.92
44:14:00	13:02:00	11-03-2010	107.79	115.26	111.52	7.47	6.75	6894	23522.33	209.34	32.93

HEAT OF REJECTION DATA SET:											
<u>DURATION</u>	<u>TIME</u>	<u>DATE</u>	<u>EWT</u>	<u>LWT</u>	<u>T AVG</u>	<u>ΔT</u>	<u>FLOW</u>	<u>TWATT</u>	<u>BTU</u>	<u>HTRV</u>	<u>HTRA</u>
44:15:00	13:03:00	11-03-2010	107.79	115.17	111.48	7.38	6.82	6893	23518.92	209.40	32.92
44:16:00	13:04:00	11-03-2010	107.79	115.20	111.49	7.41	6.80	6889	23505.27	209.28	32.92
44:17:00	13:05:00	11-03-2010	107.79	115.11	111.45	7.33	6.83	6892	23515.50	209.28	32.93
44:18:00	13:06:00	11-03-2010	107.81	115.17	111.49	7.36	6.81	6894	23522.33	209.34	32.93
44:19:00	13:07:00	11-03-2010	107.79	115.14	111.47	7.35	6.86	6892	23515.50	209.28	32.93
44:20:00	13:08:00	11-03-2010	107.81	115.23	111.52	7.42	6.89	6894	23522.33	209.34	32.93
44:21:00	13:09:00	11-03-2010	107.84	115.17	111.51	7.33	6.79	6886	23495.03	209.34	32.89
44:22:00	13:10:00	11-03-2010	107.87	115.20	111.53	7.33	6.89	6900	23542.80	209.46	32.94
44:23:00	13:11:00	11-03-2010	107.84	115.23	111.54	7.39	6.81	6891	23512.09	209.34	32.92
44:24:00	13:12:00	11-03-2010	107.84	115.26	111.55	7.42	6.83	6894	23522.33	209.34	32.93
44:25:00	13:13:00	11-03-2010	107.84	115.23	111.54	7.39	6.87	6896	23529.15	209.34	32.94
44:26:00	13:14:00	11-03-2010	107.87	115.23	111.55	7.36	6.79	6894	23522.33	209.34	32.93
44:27:00	13:15:00	11-03-2010	107.87	115.32	111.59	7.45	6.75	6900	23542.80	209.46	32.94
44:28:00	13:16:00	11-03-2010	107.84	115.23	111.54	7.39	6.85	6894	23522.33	209.34	32.93
44:29:00	13:17:00	11-03-2010	107.87	115.29	111.58	7.42	6.86	6891	23512.09	209.34	32.92
44:30:00	13:18:00	11-03-2010	107.84	115.20	111.52	7.36	6.82	6894	23522.33	209.34	32.93
44:31:00	13:19:00	11-03-2010	107.87	115.20	111.53	7.33	6.77	6889	23505.27	209.34	32.91
44:32:00	13:20:00	11-03-2010	107.87	115.26	111.56	7.39	6.79	6896	23529.15	209.34	32.94
44:33:00	13:21:00	11-03-2010	107.87	115.20	111.53	7.33	6.84	6894	23522.33	209.34	32.93
44:34:00	13:22:00	11-03-2010	107.89	115.20	111.55	7.31	6.87	6892	23515.50	209.28	32.93
44:35:00	13:23:00	11-03-2010	107.89	115.20	111.55	7.31	6.75	6893	23518.92	209.40	32.92
44:36:00	13:24:00	11-03-2010	107.89	115.32	111.61	7.42	6.72	6892	23515.50	209.28	32.93
44:37:00	13:25:00	11-03-2010	107.89	115.20	111.55	7.31	6.77	6889	23505.27	209.28	32.92
44:38:00	13:26:00	11-03-2010	107.89	115.23	111.56	7.33	6.87	6891	23512.09	209.34	32.92
44:39:00	13:27:00	11-03-2010	107.89	115.26	111.58	7.36	6.79	6889	23505.27	209.34	32.91
44:40:00	13:28:00	11-03-2010	107.89	115.26	111.58	7.36	6.69	6894	23522.33	209.34	32.93
44:41:00	13:29:00	11-03-2010	107.87	115.29	111.58	7.42	6.80	6892	23515.50	209.28	32.93
44:42:00	13:30:00	11-03-2010	107.89	115.23	111.56	7.33	6.77	6894	23522.33	209.34	32.93
44:43:00	13:31:00	11-03-2010	107.89	115.32	111.61	7.42	6.75	6898	23535.98	209.40	32.94
44:44:00	13:32:00	11-03-2010	107.89	115.20	111.55	7.31	6.77	6901	23546.21	209.40	32.96
44:45:00	13:33:00	11-03-2010	107.89	115.23	111.56	7.33	6.77	6894	23522.33	209.34	32.93
44:46:00	13:34:00	11-03-2010	107.92	115.26	111.59	7.34	6.76	6894	23522.33	209.34	32.93
44:47:00	13:35:00	11-03-2010	107.92	115.23	111.58	7.31	6.79	6894	23522.33	209.34	32.93
44:48:00	13:36:00	11-03-2010	107.92	115.29	111.60	7.37	6.77	6892	23515.50	209.28	32.93
44:49:00	13:37:00	11-03-2010	107.92	115.26	111.59	7.34	6.72	6889	23505.27	209.28	32.92
44:50:00	13:38:00	11-03-2010	107.89	115.32	111.61	7.42	6.79	6891	23512.09	209.34	32.92
44:51:00	13:39:00	11-03-2010	107.92	115.26	111.59	7.34	6.77	6891	23512.09	209.34	32.92
44:52:00	13:40:00	11-03-2010	107.92	115.23	111.58	7.31	6.75	6894	23522.33	209.34	32.93
44:53:00	13:41:00	11-03-2010	107.95	115.29	111.62	7.34	6.88	6891	23512.09	209.34	32.92
44:54:00	13:42:00	11-03-2010	107.95	115.29	111.62	7.34	6.83	6894	23522.33	209.34	32.93
44:55:00	13:43:00	11-03-2010	107.92	115.35	111.63	7.42	6.83	6894	23522.33	209.34	32.93
44:56:00	13:44:00	11-03-2010	107.92	115.23	111.58	7.31	6.88	6894	23522.33	209.34	32.93
44:57:00	13:45:00	11-03-2010	107.92	115.26	111.59	7.34	6.83	6891	23512.09	209.34	32.92
44:58:00	13:46:00	11-03-2010	107.89	115.32	111.61	7.42	6.84	6896	23529.15	209.34	32.94
44:59:00	13:47:00	11-03-2010	107.89	115.37	111.63	7.48	6.84	6890	23508.68	209.22	32.93

HEAT OF REJECTION DATA SET:											
<u>DURATION</u>	<u>TIME</u>	<u>DATE</u>	<u>EWT</u>	<u>LWT</u>	<u>T AVG</u>	<u>ΔT</u>	<u>FLOW</u>	<u>TWATT</u>	<u>BTU</u>	<u>HTRV</u>	<u>HTRA</u>
45:00:00	13:48:00	11-03-2010	107.89	115.26	111.58	7.36	6.84	6892	23515.50	209.22	32.94
45:01:00	13:49:00	11-03-2010	107.92	115.46	111.69	7.54	6.76	6892	23515.50	209.28	32.93
45:02:00	13:50:00	11-03-2010	107.92	115.32	111.62	7.40	6.80	6891	23512.09	209.34	32.92
45:03:00	13:51:00	11-03-2010	107.89	115.35	111.62	7.45	6.80	6894	23522.33	209.34	32.93
45:04:00	13:52:00	11-03-2010	107.95	115.32	111.63	7.37	6.87	6896	23529.15	209.34	32.94
45:05:00	13:53:00	11-03-2010	107.92	115.29	111.60	7.37	6.80	6894	23522.33	209.34	32.93
45:06:00	13:54:00	11-03-2010	107.95	115.26	111.60	7.31	6.77	6889	23505.27	209.28	32.92
45:07:00	13:55:00	11-03-2010	107.95	115.23	111.59	7.28	6.86	6896	23529.15	209.34	32.94
45:08:00	13:56:00	11-03-2010	107.95	115.43	111.69	7.48	6.72	6892	23515.50	209.28	32.93
45:09:00	13:57:00	11-03-2010	107.95	115.32	111.63	7.37	6.77	6894	23522.33	209.34	32.93
45:10:00	13:58:00	11-03-2010	107.95	115.40	111.68	7.46	6.85	6887	23498.44	209.22	32.92
45:11:00	13:59:00	11-03-2010	107.95	115.35	111.65	7.40	6.80	6895	23525.74	209.22	32.96
45:12:00	14:00:00	11-03-2010	107.95	115.29	111.62	7.34	6.80	6889	23505.27	209.28	32.92
45:13:00	14:01:00	11-03-2010	107.95	115.35	111.65	7.40	6.76	6892	23515.50	209.28	32.93
45:14:00	14:02:00	11-03-2010	107.95	115.35	111.65	7.40	6.87	6892	23515.50	209.28	32.93
45:15:00	14:03:00	11-03-2010	107.97	115.29	111.63	7.31	6.79	6894	23522.33	209.28	32.94
45:16:00	14:04:00	11-03-2010	108.00	115.32	111.66	7.32	6.80	6896	23529.15	209.34	32.94
45:17:00	14:05:00	11-03-2010	107.97	115.35	111.66	7.37	6.85	6891	23512.09	209.34	32.92
45:18:00	14:06:00	11-03-2010	107.97	115.35	111.66	7.37	6.79	6896	23529.15	209.34	32.94
45:19:00	14:07:00	11-03-2010	108.00	115.35	111.67	7.34	6.86	6890	23508.68	209.22	32.93
45:20:00	14:08:00	11-03-2010	107.97	115.35	111.66	7.37	6.76	6888	23501.86	209.16	32.93
45:21:00	14:09:00	11-03-2010	108.03	115.35	111.69	7.32	6.80	6892	23515.50	209.28	32.93
45:22:00	14:10:00	11-03-2010	108.00	115.35	111.67	7.34	6.84	6892	23515.50	209.28	32.93
45:23:00	14:11:00	11-03-2010	107.97	115.37	111.67	7.40	6.80	6894	23522.33	209.34	32.93
45:24:00	14:12:00	11-03-2010	108.00	115.35	111.67	7.34	6.83	6894	23522.33	209.34	32.93
45:25:00	14:13:00	11-03-2010	108.03	115.43	111.73	7.40	6.82	6896	23529.15	209.34	32.94
45:26:00	14:14:00	11-03-2010	108.03	115.35	111.69	7.32	6.80	6894	23522.33	209.34	32.93
45:27:00	14:15:00	11-03-2010	108.03	115.46	111.74	7.43	6.75	6886	23495.03	209.10	32.93
45:28:00	14:16:00	11-03-2010	108.05	115.37	111.71	7.32	6.77	6894	23522.33	209.28	32.94
45:29:00	14:17:00	11-03-2010	108.05	115.35	111.70	7.29	6.80	6894	23522.33	209.34	32.93
45:30:00	14:18:00	11-03-2010	108.05	115.35	111.70	7.29	6.86	6894	23522.33	209.34	32.93
45:31:00	14:19:00	11-03-2010	108.08	115.43	111.76	7.35	6.86	6894	23522.33	209.28	32.94
45:32:00	14:20:00	11-03-2010	108.05	115.43	111.74	7.38	6.77	6894	23522.33	209.28	32.94
45:33:00	14:21:00	11-03-2010	108.05	115.37	111.71	7.32	6.86	6890	23508.68	209.22	32.93
45:34:00	14:22:00	11-03-2010	108.05	115.37	111.71	7.32	6.84	6894	23522.33	209.28	32.94
45:35:00	14:23:00	11-03-2010	108.11	115.37	111.74	7.27	6.79	6894	23522.33	209.28	32.94
45:36:00	14:24:00	11-03-2010	108.05	115.35	111.70	7.29	6.88	6889	23505.27	209.28	32.92
45:37:00	14:25:00	11-03-2010	108.00	115.35	111.67	7.34	6.80	6894	23522.33	209.34	32.93
45:38:00	14:26:00	11-03-2010	107.97	115.35	111.66	7.37	6.84	6894	23522.33	209.34	32.93
45:39:00	14:27:00	11-03-2010	107.97	115.40	111.69	7.43	6.86	6894	23522.33	209.28	32.94
45:40:00	14:28:00	11-03-2010	108.03	115.46	111.74	7.43	6.77	6894	23522.33	209.28	32.94
45:41:00	14:29:00	11-03-2010	108.03	115.37	111.70	7.35	6.80	6894	23522.33	209.34	32.93
45:42:00	14:30:00	11-03-2010	108.03	115.37	111.70	7.35	6.86	6898	23535.98	209.40	32.94
45:43:00	14:31:00	11-03-2010	108.05	115.35	111.70	7.29	6.79	6896	23529.15	209.40	32.93
45:44:00	14:32:00	11-03-2010	108.05	115.43	111.74	7.38	6.83	6894	23522.33	209.34	32.93

HEAT OF REJECTION DATA SET:											
<u>DURATION</u>	<u>TIME</u>	<u>DATE</u>	<u>EWT</u>	<u>LWT</u>	<u>T AVG</u>	<u>ΔT</u>	<u>FLOW</u>	<u>TWATT</u>	<u>BTU</u>	<u>HTRV</u>	<u>HTRA</u>
45:45:00	14:33:00	11-03-2010	108.08	115.46	111.77	7.38	6.85	6894	23522.33	209.34	32.93
45:46:00	14:34:00	11-03-2010	108.08	115.40	111.74	7.32	6.76	6892	23515.50	209.22	32.94
45:47:00	14:35:00	11-03-2010	108.08	115.43	111.76	7.35	6.80	6892	23515.50	209.28	32.93
45:48:00	14:36:00	11-03-2010	108.08	115.43	111.76	7.35	6.88	6894	23522.33	209.34	32.93
45:49:00	14:37:00	11-03-2010	108.08	115.46	111.77	7.38	6.76	6896	23529.15	209.34	32.94
45:50:00	14:38:00	11-03-2010	108.08	115.43	111.76	7.35	6.80	6896	23529.15	209.34	32.94
45:51:00	14:39:00	11-03-2010	108.08	115.43	111.76	7.35	6.81	6894	23522.33	209.28	32.94
45:52:00	14:40:00	11-03-2010	108.08	115.46	111.77	7.38	6.86	6894	23522.33	209.28	32.94
45:53:00	14:41:00	11-03-2010	108.11	115.40	111.76	7.29	6.76	6890	23508.68	209.22	32.93
45:54:00	14:42:00	11-03-2010	108.11	115.46	111.78	7.35	6.83	6892	23515.50	209.28	32.93
45:55:00	14:43:00	11-03-2010	108.11	115.46	111.78	7.35	6.78	6891	23512.09	209.34	32.92
45:56:00	14:44:00	11-03-2010	108.08	115.43	111.76	7.35	6.86	6892	23515.50	209.28	32.93
45:57:00	14:45:00	11-03-2010	108.11	115.43	111.77	7.32	6.84	6896	23529.15	209.34	32.94
45:58:00	14:46:00	11-03-2010	108.11	115.46	111.78	7.35	6.82	6894	23522.33	209.28	32.94
45:59:00	14:47:00	11-03-2010	108.14	115.37	111.75	7.24	6.83	6896	23529.15	209.34	32.94
46:00:00	14:48:00	11-03-2010	108.11	115.46	111.78	7.35	6.77	6892	23515.50	209.22	32.94
46:01:00	14:49:00	11-03-2010	108.11	115.46	111.78	7.35	6.80	6894	23522.33	209.28	32.94
46:02:00	14:50:00	11-03-2010	108.11	115.43	111.77	7.32	6.79	6896	23529.15	209.40	32.93
46:03:00	14:51:00	11-03-2010	108.11	115.40	111.76	7.29	6.86	6891	23512.09	209.34	32.92
46:04:00	14:52:00	11-03-2010	108.14	115.46	111.80	7.33	6.72	6899	23539.39	209.34	32.96
46:05:00	14:53:00	11-03-2010	108.14	115.46	111.80	7.33	6.84	6892	23515.50	209.22	32.94
46:06:00	14:54:00	11-03-2010	108.11	115.43	111.77	7.32	6.78	6894	23522.33	209.28	32.94
46:07:00	14:55:00	11-03-2010	108.14	115.58	111.86	7.44	6.78	6894	23522.33	209.28	32.94
46:08:00	14:56:00	11-03-2010	108.11	115.46	111.78	7.35	6.85	6890	23508.68	209.22	32.93
46:09:00	14:57:00	11-03-2010	108.11	115.46	111.78	7.35	6.72	6894	23522.33	209.34	32.93
46:10:00	14:58:00	11-03-2010	108.14	115.52	111.83	7.38	6.80	6896	23529.15	209.34	32.94
46:11:00	14:59:00	11-03-2010	108.14	115.46	111.80	7.33	6.82	6896	23529.15	209.34	32.94
46:12:00	15:00:00	11-03-2010	108.14	115.46	111.80	7.33	6.84	6894	23522.33	209.28	32.94
46:13:00	15:01:00	11-03-2010	108.14	115.49	111.81	7.36	6.76	6892	23515.50	209.28	32.93
46:14:00	15:02:00	11-03-2010	108.16	115.46	111.81	7.30	6.77	6892	23515.50	209.28	32.93
46:15:00	15:03:00	11-03-2010	108.16	115.49	111.83	7.33	6.73	6900	23542.80	209.46	32.94
46:16:00	15:04:00	11-03-2010	108.16	115.49	111.83	7.33	6.86	6894	23522.33	209.34	32.93
46:17:00	15:05:00	11-03-2010	108.19	115.43	111.81	7.24	6.82	6894	23522.33	209.34	32.93
46:18:00	15:06:00	11-03-2010	108.16	115.46	111.81	7.30	6.83	6896	23529.15	209.34	32.94
46:19:00	15:07:00	11-03-2010	108.19	115.46	111.82	7.27	6.86	6890	23508.68	209.22	32.93
46:20:00	15:08:00	11-03-2010	108.16	115.46	111.81	7.30	6.82	6892	23515.50	209.28	32.93
46:21:00	15:09:00	11-03-2010	108.19	115.46	111.82	7.27	6.83	6894	23522.33	209.34	32.93
46:22:00	15:10:00	11-03-2010	108.19	115.55	111.87	7.36	6.79	6892	23515.50	209.28	32.93
46:23:00	15:11:00	11-03-2010	108.22	115.46	111.84	7.25	6.83	6891	23512.09	209.34	32.92
46:24:00	15:12:00	11-03-2010	108.19	115.52	111.85	7.33	6.83	6892	23515.50	209.28	32.93
46:25:00	15:13:00	11-03-2010	108.19	115.49	111.84	7.30	6.83	6889	23505.27	209.28	32.92
46:26:00	15:14:00	11-03-2010	108.22	115.52	111.87	7.30	6.69	6892	23515.50	209.28	32.93
46:27:00	15:15:00	11-03-2010	108.22	115.52	111.87	7.30	6.76	6894	23522.33	209.34	32.93
46:28:00	15:16:00	11-03-2010	108.22	115.52	111.87	7.30	6.84	6887	23498.44	209.22	32.92
46:29:00	15:17:00	11-03-2010	108.19	115.55	111.87	7.36	6.86	6892	23515.50	209.28	32.93

HEAT OF REJECTION DATA SET:											
<u>DURATION</u>	<u>TIME</u>	<u>DATE</u>	<u>EWT</u>	<u>LWT</u>	<u>T AVG</u>	<u>ΔT</u>	<u>FLOW</u>	<u>TWATT</u>	<u>BTU</u>	<u>HTRV</u>	<u>HTRA</u>
46:30:00	15:18:00	11-03-2010	108.19	115.49	111.84	7.30	6.72	6896	23529.15	209.40	32.93
46:31:00	15:19:00	11-03-2010	108.22	115.55	111.88	7.33	6.79	6891	23512.09	209.34	32.92
46:32:00	15:20:00	11-03-2010	108.22	115.69	111.95	7.48	6.76	6894	23522.33	209.34	32.93
46:33:00	15:21:00	11-03-2010	108.22	115.55	111.88	7.33	6.77	6894	23522.33	209.34	32.93
46:34:00	15:22:00	11-03-2010	108.22	115.55	111.88	7.33	6.77	6887	23498.44	209.28	32.91
46:35:00	15:23:00	11-03-2010	108.22	115.55	111.88	7.33	6.82	6887	23498.44	209.22	32.92
46:36:00	15:24:00	11-03-2010	108.22	115.52	111.87	7.30	6.84	6894	23522.33	209.34	32.93
46:37:00	15:25:00	11-03-2010	108.22	115.58	111.90	7.36	6.76	6892	23515.50	209.28	32.93
46:38:00	15:26:00	11-03-2010	108.22	115.58	111.90	7.36	6.82	6891	23512.09	209.34	32.92
46:39:00	15:27:00	11-03-2010	108.22	115.52	111.87	7.30	6.85	6889	23505.27	209.28	32.92
46:40:00	15:28:00	11-03-2010	108.24	115.58	111.91	7.34	6.87	6891	23512.09	209.34	32.92
46:41:00	15:29:00	11-03-2010	108.22	115.49	111.85	7.27	6.80	6891	23512.09	209.34	32.92
46:42:00	15:30:00	11-03-2010	108.22	115.58	111.90	7.36	6.77	6892	23515.50	209.28	32.93
46:43:00	15:31:00	11-03-2010	108.22	115.58	111.90	7.36	6.86	6892	23515.50	209.28	32.93
46:44:00	15:32:00	11-03-2010	108.22	115.55	111.88	7.33	6.77	6885	23491.62	209.16	32.92
46:45:00	15:33:00	11-03-2010	108.22	115.55	111.88	7.33	6.80	6889	23505.27	209.28	32.92
46:46:00	15:34:00	11-03-2010	108.22	115.58	111.90	7.36	6.83	6892	23515.50	209.28	32.93
46:47:00	15:35:00	11-03-2010	108.22	115.52	111.87	7.30	6.86	6891	23512.09	209.34	32.92
46:48:00	15:36:00	11-03-2010	108.24	115.55	111.89	7.31	6.82	6889	23505.27	209.34	32.91
46:49:00	15:37:00	11-03-2010	108.22	115.55	111.88	7.33	6.82	6894	23522.33	209.34	32.93
46:50:00	15:38:00	11-03-2010	108.22	115.58	111.90	7.36	6.81	6891	23512.09	209.34	32.92
46:51:00	15:39:00	11-03-2010	108.22	115.52	111.87	7.30	6.80	6890	23508.68	209.22	32.93
46:52:00	15:40:00	11-03-2010	108.22	115.58	111.90	7.36	6.80	6890	23508.68	209.22	32.93
46:53:00	15:41:00	11-03-2010	108.22	115.58	111.90	7.36	6.80	6889	23505.27	209.28	32.92
46:54:00	15:42:00	11-03-2010	108.22	115.58	111.90	7.36	6.81	6898	23535.98	209.40	32.94
46:55:00	15:43:00	11-03-2010	108.24	115.69	111.97	7.45	6.78	6891	23512.09	209.34	32.92
46:56:00	15:44:00	11-03-2010	108.24	115.61	111.92	7.36	6.75	6896	23529.15	209.34	32.94
46:57:00	15:45:00	11-03-2010	108.24	115.58	111.91	7.34	6.73	6891	23512.09	209.34	32.92
46:58:00	15:46:00	11-03-2010	108.27	115.61	111.94	7.34	6.76	6892	23515.50	209.28	32.93
46:59:00	15:47:00	11-03-2010	108.24	115.61	111.92	7.36	6.87	6892	23515.50	209.28	32.93
47:00:00	15:48:00	11-03-2010	108.27	115.58	111.92	7.31	6.86	6887	23498.44	209.22	32.92
47:01:00	15:49:00	11-03-2010	108.27	115.58	111.92	7.31	6.81	6896	23529.15	209.34	32.94
47:02:00	15:50:00	11-03-2010	108.30	115.58	111.94	7.28	6.80	6894	23522.33	209.34	32.93
47:03:00	15:51:00	11-03-2010	108.30	115.66	111.98	7.37	6.80	6894	23522.33	209.34	32.93
47:04:00	15:52:00	11-03-2010	108.30	115.55	111.92	7.25	6.87	6892	23515.50	209.28	32.93
47:05:00	15:53:00	11-03-2010	108.30	115.58	111.94	7.28	6.87	6892	23515.50	209.28	32.93
47:06:00	15:54:00	11-03-2010	108.32	115.64	111.98	7.31	6.83	6896	23529.15	209.34	32.94
47:07:00	15:55:00	11-03-2010	108.30	115.64	111.97	7.34	6.81	6890	23508.68	209.22	32.93
47:08:00	15:56:00	11-03-2010	108.30	115.58	111.94	7.28	6.83	6892	23515.50	209.28	32.93
47:09:00	15:57:00	11-03-2010	108.30	115.64	111.97	7.34	6.81	6894	23522.33	209.34	32.93
47:10:00	15:58:00	11-03-2010	108.32	115.64	111.98	7.31	6.73	6894	23522.33	209.34	32.93
47:11:00	15:59:00	11-03-2010	108.32	115.69	112.01	7.37	6.81	6896	23529.15	209.34	32.94
47:12:00	16:00:00	11-03-2010	108.30	115.58	111.94	7.28	6.84	6892	23515.50	209.28	32.93
47:13:00	16:01:00	11-03-2010	108.24	115.72	111.98	7.48	6.75	6892	23515.50	209.28	32.93
47:14:00	16:02:00	11-03-2010	108.22	115.64	111.93	7.42	6.86	6892	23515.50	209.28	32.93

HEAT OF REJECTION DATA SET:											
<u>DURATION</u>	<u>TIME</u>	<u>DATE</u>	<u>EWT</u>	<u>LWT</u>	<u>T AVG</u>	<u>ΔT</u>	<u>FLOW</u>	<u>TWATT</u>	<u>BTU</u>	<u>HTRV</u>	<u>HTRA</u>
47:15:00	16:03:00	11-03-2010	108.24	115.61	111.92	7.36	6.86	6892	23515.50	209.28	32.93
47:16:00	16:04:00	11-03-2010	108.22	115.61	111.91	7.39	6.84	6894	23522.33	209.34	32.93
47:17:00	16:05:00	11-03-2010	108.22	115.55	111.88	7.33	6.82	6891	23512.09	209.34	32.92
47:18:00	16:06:00	11-03-2010	108.22	115.58	111.90	7.36	6.80	6894	23522.33	209.34	32.93
47:19:00	16:07:00	11-03-2010	108.22	115.64	111.93	7.42	6.81	6889	23505.27	209.28	32.92
47:20:00	16:08:00	11-03-2010	108.22	115.61	111.91	7.39	6.79	6894	23522.33	209.28	32.94
47:21:00	16:09:00	11-03-2010	108.22	115.58	111.90	7.36	6.83	6885	23491.62	209.22	32.91
47:22:00	16:10:00	11-03-2010	108.22	115.58	111.90	7.36	6.85	6896	23529.15	209.40	32.93
47:23:00	16:11:00	11-03-2010	108.24	115.61	111.92	7.36	6.86	6894	23522.33	209.34	32.93
47:24:00	16:12:00	11-03-2010	108.22	115.61	111.91	7.39	6.87	6899	23539.39	209.34	32.96
47:25:00	16:13:00	11-03-2010	108.22	115.58	111.90	7.36	6.84	6894	23522.33	209.28	32.94
47:26:00	16:14:00	11-03-2010	108.22	115.69	111.95	7.48	6.88	6891	23512.09	209.34	32.92
47:27:00	16:15:00	11-03-2010	108.22	115.58	111.90	7.36	6.86	6894	23522.33	209.34	32.93
47:28:00	16:16:00	11-03-2010	108.22	115.64	111.93	7.42	6.81	6887	23498.44	209.28	32.91
47:29:00	16:17:00	11-03-2010	108.22	115.64	111.93	7.42	6.84	6891	23512.09	209.34	32.92
47:30:00	16:18:00	11-03-2010	108.22	115.61	111.91	7.39	6.85	6894	23522.33	209.34	32.93
47:31:00	16:19:00	11-03-2010	108.24	115.61	111.92	7.36	6.86	6892	23515.50	209.28	32.93
47:32:00	16:20:00	11-03-2010	108.24	115.58	111.91	7.34	6.81	6896	23529.15	209.40	32.93
47:33:00	16:21:00	11-03-2010	108.24	115.61	111.92	7.36	6.82	6896	23529.15	209.40	32.93
47:34:00	16:22:00	11-03-2010	108.22	115.64	111.93	7.42	6.84	6891	23512.09	209.34	32.92
47:35:00	16:23:00	11-03-2010	108.22	115.75	111.98	7.54	6.79	6894	23522.33	209.34	32.93
47:36:00	16:24:00	11-03-2010	108.22	115.69	111.95	7.48	6.84	6889	23505.27	209.28	32.92
47:37:00	16:25:00	11-03-2010	108.24	115.58	111.91	7.34	6.89	6892	23515.50	209.28	32.93
47:38:00	16:26:00	11-03-2010	108.24	115.64	111.94	7.39	6.84	6896	23529.15	209.40	32.93
47:39:00	16:27:00	11-03-2010	108.22	115.64	111.93	7.42	6.88	6894	23522.33	209.34	32.93
47:40:00	16:28:00	11-03-2010	108.19	115.66	111.93	7.48	6.76	6894	23522.33	209.34	32.93